



I(a) Statement Shareholding Pattern**Name of the Company :Sanghvi Movers Limited****Script Code:**BSE: 530073; NSE: SANGHVIMOV**Class of Security:** EQUITY**AS ON** NSDL DATA: 30/09/2015 CDSL DATA: 30/09/2015


Partly Paid-up shares	No. of Partly Paid-up shares	As a % of total no. of Partly paid-up shares	As a % of total no. of shares of the Company
Held by promoter/Promoter group	0	0	0
Held by public	0	0	0
Total	0	0	0
Outstanding convertible securities	No. of Outstanding securities	As a % of total No. of Outstanding convertible securities	As a % of total No. of shares of the company, assuming full conversion of the convertible securities
Held by promoter/Promoter group	0	0	0
Held by Public	0	0	0
Total	0	0	0
Warrants	No. of Warrants	As a % of total no. of warrants	As a % of total No. of shares of the company, assuming full conversion of the convertible Warrants
Held by promoter/Promoter group	0	0	0
Held by Public	0	0	0
Total	0	0	0
Total paid-up capital of the company, assuming full conversion of warrants and convertible securities			43,288,000



Sanghvi Movers Limited								
Category code	Category of Shareholder	Number of Shareholders	Total number of Shares	Number of Shares held dematerialized form	Total Shareholding as a percentage of total shares		Shares pledged (or otherwise encumbered)	
					As a percentage of (A+B) (VI)	As a percentage of (A+B+C) (VII)	Number of shares (VIII)	As a percentage (IX) = (VIII)/(IV)*100
(I)	(II)	(III)	(IV)	(V)	(VI)	(VII)	(VIII)	(IX)
(A)	Shareholding of Promoter and Promoter Group							
[1]	Indian							
	Individuals / Hindu Undivided Family	12	20,260,129	5,760,129	46.80	46.80	600,000	2.96
	Central Government / State Government(s)	-	-	-	-	-	-	-
	Bodies Corporate	-	-	-	-	-	-	-
	Financial Institutions / Banks	1	25,000	25,000	0.06	0.06	-	-
	Any Other (Specify)	-	-	-	-	-	-	-
	Sub Total	13	20,285,129	5,785,129	46.86	46.86	600,000	2.96
[2]	Foreign							
	Individuals (Non-Resident Individuals / Foreign Individuals)	-	-	-	-	-	-	-
	Bodies Corporate	-	-	-	-	-	-	-
	Institutions	-	-	-	-	-	-	-
	Qualified Fore. Investor-Corporate	-	-	-	-	-	-	-
	Qualified Fore. Investor-Ind	-	-	-	-	-	-	-
	Any Other (Specify)	-	-	-	-	-	-	-
	Sub Total	-	-	-	-	-	-	-
	Total (A)	13	20,285,129	5,785,129	46.86	46.86	600,000	2.96
(B)	Public Shareholding							
[1]	Institutions							
	Mutual Funds / UTI	32	10,006,281	10,001,281	23.12	23.12	-	-
	Financial Institutions / Banks	2	12,939	12,939	0.03	0.03	292	2.26
	Central Government / State Government(s)	-	-	-	-	-	-	-
	Foreign Financial Institution	-	-	-	-	-	-	-
	Venture Capital Funds	-	-	-	-	-	-	-
	Insurance Companies	-	-	-	-	-	-	-
	Foreign Institutional Investors	32	1,310,222	1,310,222	3.03	3.03	-	-
	Foreign Venture Capital Investors	-	-	-	-	-	-	-
	Qualified Fore. Investor-Corporate	-	-	-	-	-	-	-
	Qualified Fore. Investor-Ind	-	-	-	-	-	-	-
	Sub Total	66	11,329,442	11,324,442	26	26	292	0



Category code	Category of Shareholder	Number of Shareholders	Total number of Shares	Number of Shares held dematerialized form	Total Shareholding as a percentage of total shares		Shares pledged (or otherwise encumbered)	
					As a percentage of (A+B) (VI)	As a percentage of (A+B+C) (VII)	Number of shares (VIII)	As a percentage (IX) = (VIII)/(IV)*100
(I)	(II)	(III)	(IV)	(V)	(VI)	(VII)	(VIII)	(IX)
[2]	Non-Institutions							
	Bodies Corporate	283	1,855,275	1,853,775	4.29	4.29	133,589	7.20
	Individual shareholders holding nominal share capital upto Rs. 1 lakh	7,909	3,944,344	3,713,804	9.11	9.11	76,034	1.93
	Individual shareholders holding nominal share capital in excess of Rs. 1 lakh	13	3,412,426	3,412,426	7.88	7.88	350,000	10.26
	Qualified Fore. Investor-Corporate	-	-	-	-	-	-	-
	Qualified Fore. Investor-Ind	-	-	-	-	-	-	-
	Clearing Member	75	61,365	61,365	0.14	0.14	23,193	37.80
	Foreign Portfolio Investor (Corporate)	6	882,689	882,689	2.04	2.04	-	-
	Foreign Portfolio Investor (Individual)	-	-	-	-	-	-	-
	Non Resident Indians (Repatriate)	174	426,257	426,257	0.98	0.98	-	-
	Non Resident Indians (Non Repat)	45	319,150	319,150	0.74	0.74	-	-
	Foreign Companies	1	415,249	415,249	0.96	0.96	-	-
	Directors / Relatives	2	7,577	3,577	0.02	0.02	-	-
	Hindu Undivided Family	252	349,097	349,097	0.81	0.81	-	-
	Sub Total	8,760	11,673,429	11,439,389	26.97	26.97	582,816	4.99
	Total (B)	8,826	23,002,871	22,763,831	53.14	53.14	583,108	2.53
	Total (A)+(B)	8,839	43,288,000	28,548,960	100.00	100.00	1,183,108	2.73
(C)	Shares held by custodians and against which deposit receipts have been issued							
[1]	Promoter and Promoter Group	-	-	-	-	-	-	-
[2]	Public	-	-	-	-	-	-	-
	Sub Total	-	-	-	-	-	-	-
	Total (C)	-	-	-	-	-	-	-
	Total (A)+(B)+(C)	8,839	43,288,000	28,548,960	100.00	100.00	1,183,108	2.73



SHAREHOLDING PATTERN OF SANGHVI MOVERS LIMITED AS ON 30.09.2015
(I)(b) STATEMENT SHOWING HOLDING OF SECURITIES (INCLUDING SHARES, WARRANTS, CONVERTIBLE SECURITIES) OF
PERSONS BELONGING TO THE CATEGORY 'PROMOTER AND PROMOTER GROUP'

SR. NO.	NAME OF THE SHAREHOLDER	NO. OF SHARES HELD	TOTAL SHARES HELD AS A % OF GRAND TOTAL (A)+(B)+(C')	NO OF ENCUMBERED SHARES	ENCUMBERED SHARES AS A PERCENTAGE	ENCUMBERED SHARES AS A % OF GRAND TOTAL (A)+(B)+(C) OF SUB-CLAUSE(I)(A)	PAN	NUMBER OF WARRANTS HELD	AS A % TOTAL NUMBER OF WARRANTS OF THE SAME	NUMBER OF CONVERTIBLE SECURITIES HELD	AS A % TOTAL NUMBER OF CONVERTIBLE SECURITIES OF THE SAME CLASS	TOTAL SHARES (INCLUDING UNDERLYING SHARES ASSUMING FULL CONVERSION OF WARRANTS AND CONVERTIBLE SECURITIES) AS A % OF DILUTED SHARE CAPITAL
(I)	(II)	(III)	(IV)	(V)	(VI)=(V)/(III)*100	(VII)	(VIII)	(IX)	(X)	(XI)	(XII)	
1	CHANDRAKANT PHOOLCHAND SANGHVI	10,031,098	23.17	600,000	5.98	1.39	ABYPS7329B	-	-	-	-	-
2	RISHI CHANDRAKANT SANGHVI	5,319,740	12.29	-	-	-	3KSPS1690H	-	-	-	-	-
3	MINA CHANDRAKANT SANGHVI	3,508,791	8.11	-	-	-	ABYPS7346C	-	-	-	-	-
4	MINA CHANDRAKANT SANGHVI	900,000	2.08	-	-	-	ABYPS7346C	-	-	-	-	-
5	NIYOSHI CHANDRAKANT SANGHVI	500,500	1.16	-	-	-	3JHPS7343R	-	-	-	-	-
6	JETHI BUILDERS AND TRADERS PVT. LTD.	25,000	0.06	-	-	-	4AACJ4263F	-	-	-	-	-
	Total :	20,285,129	46.86	500,000	2.96	1.39						



(I)(C)(i) STATEMENT SHOWING HOLDING OF SECURITIES (INCLUDING SHARES, WARRANTS, CONVERTIBLE SECURITIES) OF PERSONS BELONGING TO THE CATEGORY 'PUBLIC' AND HOLDING MORE THAN 1% OF THE TOTAL NUMBER OF SHARES									
SR. NO.	NAME(S) OF THE SHAREHOLDER	NUMBER OF SHARES HELD	SHARES AS A PERCENTAGE OF TOTAL NUMBER OF SHARES {i.e. GRAND TOTAL (A)+(B)+(C) INDICATED IN STATEMENT AT PARA (I)(a) ABOVE }	PAN	NUMBER OF WARRANTS HELD	AS A % TOTAL NUMBER OF WARRANTS OF THE SAME CLASS	NUMBER OF CONVERTIBLE SECURITIES HELD	% W.R.T TOTAL NUMBER OF CONVERTIBLE SECURITIES OF THE SAME CLASS	TOTAL SHARES (INCLUDING UNDERLYING FULL CONVERSION OF WARRANTS AND CONVERTIBLE SECURITIES) AS A % OF DILUTED SHARE CAPITAL
1	HDFC TRUSTEE COMPANY LIMITED - HDFC PRUDENCE FUND	3,892,264	8.99	AAATH1809A	-	-	-	-	-
2	SBI MAGNUM BALANCED FUND	2,494,354	5.76	AABTS6407Q	-	-	-	-	-
3	KEDAR DATTATRAYA BORGAONKAR	1,595,336	3.69	FBGPB3877M	-	-	-	-	-
4	SUNDARAM MUTUAL FUND A/C SUNDARAM SMILE FUND	1,430,790	3.31	AAATS2554B	-	-	-	-	-
5	TVF FUND LTD	832,945	1.85	AAECT0015H	-	-	-	-	-
6	CANARA ROBECO MUTUAL FUND A/C CANARA ROBECO EMERGING EQUITIES	758,073	1.77	AAATC3901G	-	-	-	-	-
7	RELIANCE CAPITAL TRUSTEE CO LTD-A/C RELIANCE MID & SMALL CAP FUND	750,000	1.73	AAATR0090B	-	-	-	-	-
8	Sanghvi Erectors Pvt Ltd	591,068	1.37	AAKCS0818D	-	-	-	-	-
9	DATTATRAYA SHANKAR BORGAONKAR	483,722	1.12	AAUPB1716E	-	-	-	-	-
10	AMAL N PARIKH	479,096	1.11	AAAPP9378H	-	-	-	-	-
Total :		13,288,548	30.70						



(I)(C)(ii) STATEMENT SHOWING HOLDING OF SECURITIES (INCLUDING SHARES, WARRANTS, CONVERTIBLE SECURITIES) OF PERSONS (TOGETHER WITH PAC) BELONGING TO THE CATEGORY 'PUBLIC' AND HOLDING MORE THAN 5% OF THE TOTAL NUMBER OF SHARES OF THE COMPANY									
SR. NO.	NAME(S) OF THE SHAREHOLDER(S) AND THE PERSONS ACTING IN CONCERT (PAC) WITH THEM	NUMBER OF SHARES	SHARES AS A PERCENTAGE OF TOTAL NUMBER OF SHARES { i.e. GRAND TOTAL (A)+(B)+(C) INDICATED IN STATEMENT AT PARA (I)(a) ABOVE }	PAN	NUMBER OF WARRANTS HELD	AS A % TOTAL NUMBER OF WARRANTS OF THE SAME CLASS	NUMBER OF CONVERTIBLE SECURITIES HELD	% W.R.T TOTAL NUMBER OF CONVERTIBLE SECURITIES OF THE SAME CLASS	TOTAL SHARES (INCLUDING UNDERLYING FULL CONVERSION OF WARRANTS AND CONVERTIBLE SECURITIES) AS A % OF THE DILUTED SHARE CAPITAL
1	HDFC TRUSTEE COMPANY LIMITED - HDFC PRUDENCE FUND	3,892,264	8.99	AAATH1809A	-	-	-	-	-
2	SBI MAGNUM BALANCED FUND	2,494,354	5.76	AABTS6407Q	-	-	-	-	-
Total :		6,387,618	14.76						

I (d) STATEMENT SHOWING DETAILS OF LOCKED - IN SHARES

Sr. No.	NAME OF SHAREHOLDER	NUMBER OF LOCKED- IN SHARES	LOCKED-IN SHARES AS A (%)PERCENTAGE OF TOTAL NUMBER OF SHARES {i.e. GRAND TOTAL (A)+(B)+(C) INDICATED IN STATEMENT AT PARA (I)(a) ABOVE }	PROMOTOR/PROMOTOR GROUP/PUBLIC
1	NIL	NIL	NIL	NIL
	Total :	NIL	NIL	NIL

II (a) STATEMENT SHOWING DETAILS OF DEPOSITORY RECEIPTS(DRs)

Sr.No.	NAME OF THE DR HOLDER	NUMBER OF SHARES UNDERLYING OUTSTANDING DRs	SHARES UNDERLYING OUTSTANDING DRs AS A PERCENTAGE OF TOTAL NUMBER OF SHARES {i.e., GRAND TOTAL (A)+(B)+(C) INDICATED IN STATEMENT AT PARA(I)(a)ABOVE }	
1	NIL	NIL	NIL	
	Total :	NIL	NIL	

II (b) STATEMENT SHOWING HOLDING OF DEPOSITORY RECEIPTS (DRs), WHERE UNDERLYING SHARES ARE IN EXCESS OF 1% OF THE TOTAL NUMBER OF SHARES

SR. NO.	NAME OF THE DR HOLDER	TYPE OF OUTSTANDING OUTSTANDING DR(ADRs,GDRs, SDRs,etc.)	NUMBER OF SHARES UNDERLYING	SHARES UNDERLYING OUTSTANDING DRs AS A PERCENTAGE OF TOTAL NUMBER OF SHARES {i.e.,GRAND TOTAL (A)+(B)+(C) INDICATED IN STATEMENT
1	NIL	NIL	NIL	NIL
	Total :	NIL	NIL	NIL

For SANGHVI MOVERS LTD.


RAJESH P. LIKHITE
COMPANY SECRETARY