



(1)(a) STATEMENT SHOWING SHAREHOLDING PATTERN IN CLAUSE-35

NAME OF THE COMPANY: HINDUSTAN DORR-OLIVER LIMITED		Name of the Scrip: HINDORROL	
SCRIP CODE:	509627		
Class of Security:	EQUITY		
QUARTER ENDED:	30/09/2015		
Partly paid-up shares			
Held by promoter/promoter group	No. of partly paid-up shares	As a % of total no. of partly paid-up shares	As a % of total no. of shares of the Company.
Held by Public	0	0	0
Total:	0	0	0
Outstanding convertible securities:			
Held by promoter/promoter group	No. of outstanding securities	As a % of total no. of outstanding convertible securities.	As a % of total no. of shares of the Company assuming full conversion of the convertible securities
Held by Public	0	0	0
Total:	0	0	0
Warrants:			
Held by promoter/promoter group	No. of warrants	As a % of total no. of warrants	As a % of total no. of shares of the Company, assuming full conversion of warrants
Held by Public	0	0	0
Total:	0	0	0
Total paid-up capital of the Company, assuming full conversion of warrants and convertible securities	72005808	0	100.00



CATEGORY CODE	CATEGORY OF SHAREHOLDER (ii)	NO OF SHAREHOLDERS (iii)	TOTAL NUMBER OF SHARES (iv)	NO OF SHARES HELD IN DEMATERIALIZED FORM (v)	TOTAL SHAREHOLDING AS A % OF TOTAL NO OF SHARES			SHARES PLEDGE OR OTHERWISE ENCUMBERED
					AS a PERCENTAGE OF (A+B) (vi)	As a PERCENTAGE OF (A+B+C) (vii)	NUMBER OF SHARES (viii)	
(A)	PROMOTER AND PROMOTER GROUP							
(1)	INDIAN							
(a)	Individual /HUF	0	0	0	0.00	0.00	0	0.00
(b)	Central Government/State Government(s)	0	0	0	0.00	0.00	0	0.00
(c)	Bodies Corporate	2	39804430	39804430	55.28	55.28	21155306	53.15
(d)	Financial Institutions / Banks	0	0	0	0.00	0.00	0	0.00
(e)	Others	0	0	0	0.00	0.00	0	0.00
	Sub-Total A(1) :	2	39804430	39804430	55.28	55.28	21155306	53.15
(2)	FOREIGN							
(a)	Individuals (NRIs/Foreign Individuals)	0	0	0	0.00	0.00	0	0.00
(b)	Bodies Corporate	0	0	0	0.00	0.00	0	0.00
(c)	Institutions	0	0	0	0.00	0.00	0	0.00
(d)	Qualified Foreign Investor	0	0	0	0.00	0.00	0	0.00
(e)	Others	0	0	0	0.00	0.00	0	0.00
	Sub-Total A(2) :	0	0	0	0.00	0.00	0	0.00
	Total A=A(1)+A(2)	2	39804430	39804430	55.28	55.28	21155306	53.15
(B)	PUBLIC SHAREHOLDING							
(1)	INSTITUTIONS							
(a)	Mutual Funds /UTI	4	5550952	5550952	7.71	7.71		
(b)	Financial Institutions /Banks	1	6000	6000	0.01	0.01		
(c)	Central Government / State Government(s)	0	0	0	0.00	0.00		
(d)	Venture Capital Funds	0	0	0	0.00	0.00		
(e)	Insurance Companies	0	0	0	0.00	0.00		
(f)	Foreign Institutional Investors	2	2591057	2591057	3.60	3.60		
(g)	Foreign Venture Capital Investors	0	0	0	0.00	0.00		
(h)	Qualified Foreign Investor	0	0	0	0.00	0.00		
(i)	Others	0	0	0	0.00	0.00		
	Sub-Total B(1) :	7	8148009	8148009	11.32	11.32		




CATEGORY CODE	CATEGORY OF SHAREHOLDER	NO OF SHAREHOLDERS (iii)	TOTAL NUMBER OF SHARES (iv)	NO OF SHARES HELD IN DEMATERIALIZED FORM (v)	TOTAL SHAREHOLDING AS A % OF TOTAL NO OF SHARES			SHARES PLEDGE OR OTHERWISE ENCUMBERED
					AS a PERCENTAGE OF (A+B) (vi)	As a PERCENTAGE OF (A+B+C) (vii)	NUMBER OF SHARES (viii)	
(2)	NON-INSTITUTIONS							
(a)	Bodies Corporate	449	3480318	3470718	4.83	4.83		
(b)	Individuals							
	(i) Individuals holding nominal share capital upto Rs. 1 lakh	17838	16433029	15680751	22.82	22.82		
	(ii) Individuals holding nominal share capital in excess of Rs. 1 lakh	21	3084563	3084563	4.28	4.28		
(c)	Others							
	DIRECTORS	2	130700	130700	0.18	0.18		
	CLEARING MEMBERS	47	64338	64338	0.09	0.09		
	NON RESIDENT INDIANS	348	859701	859701	1.19	1.19		
	TRUSTS	1	720	720	0.00	0.00		
(d)	Qualified Foreign Investor	0	0	0	0.00	0.00		
	Sub-Total B(2) :	18706	24053369	23290771	33.40	33.40		
	Total B=B(1)+B(2) :	18713	32201378	31438780	44.72	44.72		
	Total (A+B) :	18715	72005808	71243210	100.00	100.00		
(C)	Shares held by custodians, against which Depository Receipts have been issued							
(1)	Promoter and Promoter Group							
(2)	Public	0	0	0	0.00	0.00		
	GRAND TOTAL (A+B+C) :	18715	72005808	71243210	100.00	100.00	21155306	29.38


(I)(b) Statement showing holding of securities (including shares, warrants, convertible securities) of persons belonging to the category "Promoter and Promoter Group" Total Shares (including underlying shares assuming full conversion of warrants and convertible securities) as a % of diluted share capital												
Sr.No	Name of the Shareholder	Details of Shares held		Encumbered shares (*)			Details of Warrants		Details of convertible securities		As a % total number of convertible securities of the same (XII)	
		No. of Shares held (III)	As a % of grand total (A)+(B)+(C) (IV)	Pledge Shares (V)	AS a percentage (VI)=(V)/(III)*100 (VII)	AS a % of grand total (A) + (B) + (C) of sub-clause I(a) (VIII)	Number of warrants held (IX)	As a % total number of warrants of the same class (X)	Number of convertible securities held (XI)	As a % total number of convertible securities of the same (XII)		
1	IVRCL LIMITED	38848448	53.95	21155306	54.46		29.38	0	0.00	0	0.00	53.95
2	IVRCL LIMITED	955982	1.33	0	0.00		0.00	0	0.00	0	0.00	1.33
	TOTAL :	39804430	55.28	21155306	53.15		29.38	0	0.00	0	0.00	




Sr. No.	Name of the shareholder	Number of shares held	Shares as a percentage of total number of shares (i.e., Grant total (A)-(B)-(C) Indicated in Statement at para (f)(e) above)	Details of warrants		Details of convertible securities		Total shares (including underlying shares assuming full conversion of warrants and convertible securities) as a % of diluted share capital)
				Number of warrants held	As a % total number of warrants of the same class	Number of convertible securities held	% w.r.t total number of convertible securities of the same class	
1	SUNDARAM MUTUAL FUND A/C SUNDARAM SMILE FUND	2756639		0	0.00	0	0.00	3.93
2	SUNDARAM MUTUAL FUND A/C SUNDARAM INFRASTRUCTURE ADVA	2501813		0	0.00	0	0.00	3.47
3	APMS INVESTMENT FUND LTD	2366057		0	0.00	0	0.00	3.29
4	MUKUL MAHAVIR PRASAD AGRAWAL	1046517		0	0.00	0	0.00	1.45
	TOTAL :	8671026	12.04	0	0.00	0	0.00	12.04



Sr.No.	Name(s) of the shareholder(s) and the Persons Acting In Concert (PAC) with them	Number of shares held	Shares as a percentage of total number of shares (i.e., Grant total (A)-(B)+(C) indicated in Statement at para. (j)(a) above)	Details of warrants		Details of convertible securities		Total shares (including underlying shares assuming full conversion of warrants and convertible securities) as a % of diluted share capital)
				Number of warrants held	As a % total number of warrants of the same class	Number of convertible securities held	% w.r.t total number of convertible securities of the same class	
TOTAL :				0	0	0	0	0



STATEMENT SHOWING DETAILS OF LOCKED-IN SHARES"			
(U)(d)			
		Number of locked-in shares	Locked-in shares as a (%) percentage of total number of shares (i.e, Grand Total (A)+(B)+(C) Indicated in Statement at para. (I)(a) above)
Sr. No.	Name of the shareholder		Promoter/Promoter Group/Public
	TOTAL :	0	0



STATEMENT SHOWING DETAILS OF DEPOSITORY RECEIPTS (DRS)			
(I)(a)			
	Type of outstanding DR (ADRs, GDRs, SDRs, etc)	Number of outstanding DRs	Number of shares underlying outstanding DRs
		0	0
	TOTAL :	0	0

[Handwritten Signature]

(II)(b)	Statement showing Holding of Depository Receipts (DRs), where underlying shares held by "Promoter/Promoter group" are in excess of 1% of the total number shares.			
Sr.No.	Name of the DR Holder	Type of outstanding DR (ADRs,GDRs,SD Rs,etc.)	Number of shares underlying outstanding DRs	Shares underlying outstanding DRs as a percentage of total number of shares (i.e., Grand Total (A)+(B)+(C) indicated in Statement at para(I)(a) above)
			0	0
	TOTAL :			0

