

BRAWN

BRAWN BIOTECH LIMITED
(Formerly Known as Brawn Pharmaceuticals Limited)
Regd Office: C-64, Lajpat Nagar-1, New Delhi 110024



Statement of Standalone Audited Financial Results for the quarter & year ended 31st March, 2014

PART I						(Rs. in Lakhs)
	Particulars	3 months ended	Preceding	Corresponding	Year to date figures	Previous Year
		31/03/2014	3 months ended	3 months ended	for current period	ended 31/03/2013
		Unaudited	Unaudited	Unaudited	Audited	Audited
1	Income from operations					
	Net sales/ income from operations (Net of excise duty)	945.09	884.24	674.86	3,670.43	2,454.68
	Other operating Income	30.01	84.43	123.34	106.81	133.97
	Total income from operations (net)	975.10	968.67	798.20	3,777.24	2,588.65
2	Expenses					
	(a) Cost of materials consumed	-	-	-	-	-
	(b) Purchases of stock-in-trade	579.93	882.85	532.59	2,830.54	1,521.73
	(c) Changes in inventories of finished goods, work-in- progress and stock-in- trade	(32.00)	(64.31)	57.11	(11.23)	117.49
	(d) Employee benefits expense	59.76	60.69	123.26	283.35	418.01
	(e) Depreciation and amortisation expenses	0.47	0.22	0.43	1.47	1.35
	(f) Other expenses	347.62	74.40	71.79	629.77	468.59
	Total expenses	955.77	953.85	785.18	3,733.89	2,527.17
3	Profit / (Loss) from operation before other income, finance costs and exceptional items (1-2)	19.33	14.82	13.02	43.35	61.47
4	Other income	2.45	0.20	3.67	71.24	3.67
5	Profit / (Loss) from ordinary activities before finance costs and exceptional items (3&4)	21.78	15.02	16.69	114.59	65.15
6	Finance Cost	11.12	1.18	7.45	14.20	7.89
7	Profit / (Loss) from ordinary activities after finance costs but before exceptional items (5&6)	10.66	13.84	9.24	100.39	57.26
8	Exceptional items	36.23	41.40	-	77.63	-
9	Profit / (Loss) from ordinary activities before tax (7&8)	(25.57)	(27.56)	9.24	22.76	57.26
10	Tax expense	(4.39)	(5.28)	7.35	10.55	22.02
11	Net Profit / (Loss) from ordinary activities after tax (9 ± 10)	(21.17)	(22.28)	1.89	12.22	35.24
12	Extraordinary items (net of tax expense)	-	-	-	-	-
13	Net Profit / (Loss) for the period (11±12)	(21.17)	(22.28)	1.89	12.22	35.24
14	Paid-up equity share capital (Face Value of the Share shall be indicated)	300.03	300.03	300.03	300.03	300.03
15	Reserve excluding Revaluation Reserves as per balance sheet of previous accounting year	165.70	151.63	118.24	165.70	153.48
16 i	Earnings per share (before extraordinary items) (not annualised): in Rs.					
	(a) Basic	(0.71)	(0.74)	0.06	0.39	1.50
	(b) Diluted	(0.71)	(0.74)	0.06	0.39	1.50
16 ii	Earnings per share (after extraordinary items) (not annualised): in Rs.					
	(a) Basic	(0.71)	(0.74)	0.06	0.39	1.50
	(b) Diluted	(0.71)	(0.74)	0.06	0.39	1.50


PART II						
Information for the quarter & year ended 31st March, 2014						
	Particulars	3 months ended	Preceding	Corresponding	Year to date figures	Year to date
		31/03/2014	3 months ended	3 months ended	for current period	figures for the
			31/12/2013	31/03/2013 in the	ended 31/03/2014	previous year
				previous year		ended 31/03/2013
A	PARTICULARS OF SHAREHOLDING Public shareholding					
1	- Number of shares	1,564,224	1,564,224	1,564,324	1,564,224	1,564,324
	- Percentage of shareholding	52.14	52.14	52.14	52.14	52.14
2	Promoters and Promoter	Nil	Nil	Nil	Nil	Nil
	a) Pledged / Encumbered	Nil	Nil	Nil	Nil	Nil
	- Number of shares	Nil	Nil	Nil	Nil	Nil
	- Percentage of shares (as a % of the total shareholding of promoter and promoter group)	Nil	Nil	Nil	Nil	Nil
	- Percentage of shares (as a % of the total share capital of the company)	Nil	Nil	Nil	Nil	Nil
	b) Non - encumbered					
	- Number of shares	1,436,076	1,436,076	1,435,976	1,436,076	1,435,976
	- Percentage of shares (as a % of the total shareholding of the Promoter and Promoter group)	100.00	100.00	100.00	100.00	100.00
	- Percentage of shares (as a % of the total share capital of the company)	47.86	47.86	47.86	47.86	47.86
B	INVESTOR COMPLAINTS					
	Pending at the beginning of the quarter					Nil
	Received during the quarter					Nil
	Disposed of during the quarter					Nil
	Remaining unresolved at the end of the quarter					Nil

BRAWN BIOTECH LTD.
(Formerly Known as Brawn Pharmaceuticals Ltd.)

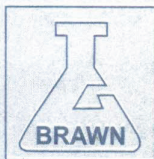
REGD. OFFICE: C-64, LAJPAT NAGAR-1, NEW DELHI-110024 TEL.:91-11-29815331,29815264,29810424

CORPORATE OFFICE : OLD DELHI STOCK EXCHANGE BUILDING, 4/4B, ASAF ALI ROAD

NEW DELHI-110002(INDIA) TEL.: 011-32911528, 32911529 FAX: 011-23275208 Website : www.brawntabs.com



...for better life



BRAWN BIOTECH LIMITED
(Formerly Known as Brawn Pharmaceuticals Limited)
Regd Office: C-64, Lajpat Nagar-1, New Delhi 110024

25

BRAWN

Standlone Audited Statement of Assets & Liabilities


(Rs. in Lakhs)

	Particulars	As at 31/03/2014	As at 31/03/2013
A	EQUITY AND LIABILITIES		
1	Shareholders' funds		
	(a) Share Capital	300.03	300.03
	(b) Reserves and Surplus	165.70	153.48
	Sub-Total - Shareholders' funds	465.73	453.51
2	Non-current liabilities		
	(a) Long Term Borrowings	-	0.62
	(b) Deferred Tax Liabilities (net)	1.13	1.17
	(c) Long Term Provisions	6.83	13.61
	Sub-Total - Non-current liabilities	7.96	15.40
3	Current liabilities		
	(a) Short Term Borrowings	0.61	0.92
	(b) Trade Payables	677.74	661.50
	(c) Other Current Liabilities	159.67	184.90
	(d) Short Term Provisions	56.88	40.09
	Sub-Total - Current liabilities	894.91	887.41
	TOTAL - EQUITY AND LIABILITIES ASSETS	1,368.59	1,356.32
B	ASSETS		
1	Non-current assets		
	(a) Fixed assets	7.29	7.64
	(b) Non-Current Investments	3.00	3.00
	(c) Deferred Tax Assets (net)	-	-
	(d) Long Term Loans and Advances	30.09	96.79
	(e) Other non Current Assets	268.16	268.16
	Sub-Total - Non-current assets	308.55	375.59
2	Current assets		
	(a) Inventories	171.09	159.85
	(b) Trade Receivables	836.46	793.16
	(c) Cash and Cash Equivalents	18.83	16.21
	(d) Short Term Loans and Advances	33.68	11.50
	(e) Other Current Assets	-	-
	Sub-Total - Current assets	1,060.05	980.73
	TOTAL - ASSETS	1,368.59	1,356.32

Notes:

- 1 The above results have been audited by the Statutory Auditors and reviewed by the Audit Committee and approved by the Board of Directors in their meeting held on 30th May, 2014.
- 2 The Company is engaged primarily in the business of Pharmaceuticals. Accordingly, there is no separate reportable segments as per Accounting Standard-17 dealing with Segment Reporting.
- 3 The figures for the quarter ended 31st March 2014 and 31st March 2013 are the balancing figures between the audited figures in respect of the full financial year and the published year to date figures upto the 3rd quarter of the relevant financial year.
- 4 Previous year / period figures have been regrouped / rearranged, wherever necessary to make them comparable with the current period figures.

For and on behalf of Board
For Brawn Biotech Limited



Brij Raj Gupta
Managing Director

...for better life

Place: New Delhi

Date: 30.05.2014

BRAWN BIOTECH LTD.

(Formerly Known as Brawn Pharmaceuticals Ltd.)

REGD. OFFICE: C-64, LAJPAT NAGAR-1, NEW DELHI-110024 TEL.:91-11-29815331,29815264 FAX: 29810424

CORPORATE OFFICE : OLD DELHI STOCK EXCHANGE BUILDING, 4/4B, ASAF ALI ROAD,

NEW DELHI-110002(INDIA) TEL.: 011-32911528, 32911529 FAX: 011-23275208 Website : www.brawnlabs.com