

BLUE DART

EXPRESS LIMITED



Blue Dart Center, Sahar Airport Road,
Andheri (East), Mumbai - 400 099, India
Tel.: 2839 6444
Fax: 2824 4131
CIN : L61074MH1991PLC061074
www.bluedart.com
communications@bluedart.com

Statement Showing Shareholding Pattern

Name of the Company : Blue Dart Express Limited

Scrip Code: 526612

Name of the scrip : BLUEDART

Class of security: Equity

Quarter Ended : March 31, 2015

Partly paid-up shares:-	No. of Partly paid-up shares	As a % of total no. of partly paid-up shares	As a % of total no. of shares of the company
Held by promoter/ promoter group	NIL	NIL	NIL
Held by public	NIL	NIL	NIL
Total	NIL	NIL	NIL
Outstanding convertible securities:-	No. of outstanding securities	As a % of total no. of outstanding convertible securities	As a % of total no. of shares of the company, assuming full conversion of the convertible securities
Held by promoter/ promoter group	NIL	NIL	NIL
Held by public	NIL	NIL	NIL
Total	NIL	NIL	NIL
Warrants:-	No. of warrants	As a % of total no. of warrants	As a % of total no. of shares of the company, assuming full conversion of warrants
Held by promoter/ promoter group	NIL	NIL	NIL
Held by public	NIL	NIL	NIL
Total	NIL	NIL	NIL
Total paid-up capital of the company, assuming full conversion of warrants and convertible securities	23727934 (Total paid -up capital) (No. of shares)		




BLUE DART

EXPRESS LIMITED



Category code	Category of Shareholder	Number of Share holders	Total number of shares	Number of shares held in dematerialized form	Total shareholding as a percentage of total number of shares		Shares Pledged or otherwise encumbered	
					As a percent age of(A+B) ¹	As a percent age of (A+B+C)	Number of shares	As a percentage
(A)	Shareholding of Promoter and Promoter Group²							
1	Indian							
(a)	Individuals/ Hindu Undivided Family	0	0	0	0	0	0	0
(b)	Central Government/ State Government(s)	0	0	0	0	0	0	0
(c)	Bodies Corporate	0	0	0	0	0	0	0
(d)	Financial Institutions/ Banks	0	0	0	0	0	0	0
(e)	Any Others(Specify)	0	0	0	0	0	0	0
	Sub Total(A)(1)	0	0	0	0	0	0	0
2	Foreign							
a	Individuals (Non-Residents Individuals/ Foreign Individuals)	0	0	0	0	0	0	0
b	Bodies Corporate	1	17795950	17795950	75.0000	75.0000	0	0
c	Institutions	0	0	0	0	0	0	0
d	Qualified Foreign Investor	0	0	0	0	0	0	0
e	Any Others(Specify)	0	0	0	0	0	0	0
	Sub Total(A)(2)	1	17795950	17795950	75.0000	75.0000	0	0
	Total Shareholding of Promoter and Promoter Group (A)= (A)(1)+(A)(2)	1	17795950	17795950	75.0000	75.0000	0	0




BLUE DART

EXPRESS LIMITED



(B)	Public shareholding						NA	NA
1	Institutions						NA	NA
(a)	Mutual Funds/ UTI	57	1347123	1346523	5.6774	5.6774		
(b)	Financial Institutions / Banks	4	1267	1067	0.0053	0.0053		
(c)	Central Government/ State Government(s)	0	0	0	0	0		
(d)	Venture Capital Funds	0	0	0	0	0		
(e)	Insurance Companies	0	0	0	0	0		
(f)	Foreign Institutional Investors	63	1805575	1805575	7.6095	7.6095		
(g)	Foreign Venture Capital Investors	0	0	0	0	0		
(h)	Qualified Foreign Investor	0	0	0	0	0		
(i)	Any Other (specify)	0	0	0	0	0		
	Sub-Total (B)(1)	124	3153965	3153165	13.2922	13.2922		
B 2	Non-institutions						NA	NA
(a)	Bodies Corporate	336	1747312	1744612	7.3639	7.3639		
(b)	Individuals							
I	Individuals - i. Individual shareholders holding nominal share capital up to Rs 1 lakh	8231	784628	678509	3.3069	3.3069		
II	ii. Individual shareholders holding nominal share capital in excess of Rs. 1 lakh.	4	153646	153646	0.6475	0.6475		
(c)	Qualified Foreign Investor	0	0	0	0	0		
(d)	Any Other (specify)							
(d-i)	Clearing Member	82	10486	10486	0.0442	0.0442		
(d-ii)	Market Maker	0	0	0	0	0		
(d-iii)	Foreign Portfolio Investor(Corporate)	7	55575	55575	0.2342	0.2342		
(d-iv)	NRI	233	26272	24572	0.1107	0.1107		
(d-v)	Foreign Nationals	0	0	0	0	0		
(d-vi)	NRN	0	0	0	0	0		
(d-vii)	Foreign Corporate	0	0	0	0	0		
(d-viii)	OCB	1	100	0	0.0004	0.0004		
	Sub-Total (B)(2)	8894	2778019	2667400	11.7078	11.7078		
(B)	Total Public Shareholding (B)= (B)(1)+(B)(2)	9018	5931984	5820565	25.0000	25.0000	NA	NA
	TOTAL (A)+(B)	9019	23727934	23616515	100	100		
(C)	Shares held by Custodians and against which Depository Receipts have been issued						NA	NA
(i)	Promoter and Promoter Group							
(ii)	Public							
	GRAND TOTAL (A)+(B)+(C)	9019	23727934	23616515	100	100	0	0





(D)(b) Statement showing holding of securities (including shares, warrants, convertible securities) of persons belonging to the category "Promoter and Promoter Group"

Sr. No.	Name of the shareholder	Details of Shares held		Encumbered shares (*)			Details of warrants		Details of convertible securities		Total shares (including underlying shares assuming full conversion of warrants and convertible securities) as a % of diluted share capital
		Number of shares held	As a % of grand total (A)+(B)+(C)	No.	As a percentage	As a % of grand total (A)+(B)+(C) of sub-clause (I)(a)	Number of warrants held	As a % total number of warrants of the same class	Number of convertible securities held	As a % total number of convertible securities of the same class	
(i)	(ii)	(iii)	(iv)	(v)	(vi)=(v)/(iii)*100	(vii)	(viii)	(ix)	(x)	(xi)	(xii)
1	DHL Express (Singapore) Pte. Ltd.	17795950	75.0000	0	0	0	0	0	0	0	0
TOTAL		17795950	75.0000	0	0.00	0.00	0	0	0	0	0

(D)(c)(i) Statement showing holding of securities (including shares, warrants, convertible securities) of persons belonging to the category "Public" and holding more than 1% of the total number of shares


Sr. No.	Name of the shareholder	Number of shares held	Shares as a percentage of total number of shares (i.e., Grand Total (A)+(B)+(C) indicated in Statement at para (I)(a) above)	Details of warrants		Details of convertible securities		Total shares (including underlying shares assuming full conversion of warrants and convertible securities)
				Number of warrants held	As a % total number of warrants of the same class	Number of convertible securities held	% w.r.t total number of convertible securities of the same class	
1	Derive Trading Pvt. Ltd. along with PAC	1270147	5.3530	0	0	0	0	0
2	IDFC Premier Equity Fund under various schemes	455408	1.9192	0	0	0	0	0
3	SBI Mutual Fund under various schemes	404400	1.7043	0	0	0	0	0
4	SBI Life Insurance Co.Ltd	312688	1.3178					
5	Matthews India Fund under various folios	283044	1.1929	0	0	0	0	0
	Total	2725687	11.4872	0	0	0	0	0





1)(c)(ii) Statement showing holding of securities (including shares, warrants, convertible securities) of persons (together with PAC) belonging to the category "Public" and holding more than 5% of the total number of shares of the company

Sr. No	Name(s) of the shareholder(s) and the Persons Acting in Concert (PAC) with them	Number of shares	Shares as a percentage of total number of shares (i.e., Grand Total (A)+(B)+(C) indicated in Statement at para (1)(a) above)	Details of warrants		Details of convertible securities		Total shares (including underlying shares assuming full conversion of warrants and convertible securities) as a % of diluted share capital
				Number of warrants	As a % total number of warrants of the same class	Number of convertible securities held	% w.r.t total number of convertible securities of the same class	
1	Derive Trading Pvt. Ltd. along with PAC	1270147	5.3530	0	0	0	0	0
TOTAL		1270147	5.3530	0	0	0	0	0





(I)(d) Statement showing details of locked-in shares

Sr. No	Name of the shareholder	Number of locked-in shares	Locked-in shares as a percentage of total number of shares {i.e., Grand Total (A)+(B)+(C) indicated in Statement at para (I)(a) above}
	NIL	0	0



BLUE DART

EXPRESS LIMITED



(II)(a) Statement showing details of Depository Receipts (DRs)

Sr. No.	Type of outstanding DR (ADRs, GDRs, SDRs, etc.)	Number of outstanding DRs	Number of shares underlying outstanding DRs	Shares underlying outstanding DRs as a percentage of total number of shares {i.e., Grand Total (A)+(B)+(C) indicated in Statement at para (I)(a) above}
		0	0	0.00

(II)(b) Statement showing Holding of Depository Receipts (DRs), where underlying shares are in excess of 1% of the total number of shares

Sr. No.	Name of the DR Holder	Type of outstanding DR (ADRs, GDRs, SDRs, etc.)	Number of shares underlying outstanding DRs	Shares underlying outstanding DRs as a percentage of total number of shares {i.e., Grand Total (A)+(B)+(C) indicated in Statement at para (I)(a) above}
			0	0

