

BLUE DART

EXPRESS LIMITED



Blue Dart Centre, Sahar Airport Road
Andheri (East), Mumbai - 400 099, India
Tel.: 2839 6444 Fax: 2824 4131
CIN : L61074MH1991PLC061074
www.bluedart.com
communications@bluedart.com

Statement Showing Shareholding Pattern

Name of the Company : Blue Dart Express Limited


Scrip Code: 526612

Name of the scrip : BLUEDART

Class of security: Equity

Quarter Ended : December 31, 2014

Partly paid-up shares:-	No. of Partly paid-up shares	As a % of total no. of partly paid-up shares	As a % of total no. of shares of the company
Held by promoter/ promoter group	NIL	NIL	NIL
Held by public	NIL	NIL	NIL
Total	NIL	NIL	NIL
Outstanding convertible securities:-	No. of outstanding securities	As a % of total no. of outstanding convertible securities	As a % of total no. of shares of the company, assuming full conversion of the convertible securities
Held by promoter/ promoter group	NIL	NIL	NIL
Held by public	NIL	NIL	NIL
Total	NIL	NIL	NIL
Warrants:-	No. of warrants	As a % of total no. of warrants	As a % of total no. of shares of the company, assuming full conversion of warrants
Held by promoter/ promoter group	NIL	NIL	NIL
Held by public	NIL	NIL	NIL
Total	NIL	NIL	NIL
Total paid-up capital of the company, assuming full conversion of warrants and convertible securities	23727934 (Total paid -up capital) (No. of shares)		




BLUE DART

EXPRESS LIMITED



Category code	Category of Shareholder	Number of Share holders	Total number of shares	Number of shares held in dematerialized form	Total shareholding as a percentage of total number of shares		Shares Pledged or otherwise encumbered	
					As a percent age of(A+B) ¹	As a percent age of (A+B+C)	Number of shares	As a percentage
(A)	Shareholding of Promoter and Promoter Group²							
1	Indian							
(a)	Individuals/ Hindu Undivided Family	0	0	0	0	0	0	0
(b)	Central Government/ State Government(s)	0	0	0	0	0	0	0
(c)	Bodies Corporate	0	0	0	0	0	0	0
(d)	Financial Institutions/ Banks	0	0	0	0	0	0	0
(e)	Any Others(Specify)	0	0	0	0	0	0	0
	Sub Total(A)(1)	0	0	0	0	0	0	0
2	Foreign							
a	Individuals (Non-Residents Individuals/ Foreign Individuals)	0	0	0	0	0	0	0
b	Bodies Corporate	1	17795950	17795950	75.0000	75.0000	0	0
c	Institutions	0	0	0	0	0	0	0
d	Qualified Foreign Investor	0	0	0	0	0	0	0
e	Any Others(Specify)	0	0	0	0	0	0	0
	Sub Total(A)(2)	1	17795950	17795950	75.0000	75.0000	0	0
	Total Shareholding of Promoter and Promoter Group (A)= (A)(1)+(A)(2)	1	17795950	17795950	75.0000	75.0000	0	0




BLUE DART

EXPRESS LIMITED



(B)	Public shareholding						NA	NA
1	Institutions						NA	NA
(a)	Mutual Funds/ UTI	53	1359053	1358453	5.7276	5.7276		
(b)	Financial Institutions / Banks	4	1551	1351	0.0065	0.0065		
(c)	Central Government/ State Government(s)	0	0	0	0	0		
(d)	Venture Capital Funds	0	0	0	0	0		
(e)	Insurance Companies	0	0	0	0	0		
(f)	Foreign Institutional Investors	58	1863140	1863140	7.8521	7.8521		
(g)	Foreign Venture Capital Investors	0	0	0	0	0		
(h)	Qualified Foreign Investor	0	0	0	0	0		
(i)	Any Other (specify)	0	0	0	0	0		
	Sub-Total (B)(1)	115	3223744	3222944	13.5862	13.5862		
B 2	Non-institutions						NA	NA
(a)	Bodies Corporate	317	1736030	1733330	7.3164	7.3164		
(b)	Individuals							
I	i. Individual shareholders holding nominal share capital up to Rs 1 lakh	7344	773028	663609	3.2579	3.2579		
II	ii. Individual shareholders holding nominal share capital in excess of Rs. 1 lakh.	4	160198	160198	0.6752	0.6752		
(c)	Qualified Foreign Investor	0	0	0	0	0		
(d)	Any Other (specify)							
(d-i)	Clearing Member	103	3275	3275	0.0138	0.0138		
(d-ii)	Market Maker	0	0	0	0	0		
(d-iii)	Foreign Portfolio Investor(Corporate)	2	11311	11311	0.0477	0.0477		
(d-iv)	NRI	194	24298	22598	0.1024	0.1024		
(d-v)	Foreign Nationals	0	0	0	0	0		
(d-vi)	NRN	0	0	0	0	0		
(d-vii)	Foreign Corporate	0	0	0	0	0		
(d-viii)	OCB	1	100	0	0.0004	0.0004		
	Sub-Total (B)(2)	7965	2708240	2594321	11.4138	11.4138		
(B)	Total Public Shareholding (B)= (B)(1)+(B)(2)	8080	5931984	5817265	25.0000	25.0000	NA	NA
	TOTAL (A)+(B)	8081	23727934	23613215	100	100		
(C)	Shares held by Custodians and against which Depository Receipts have been issued						NA	NA
(i)	Promoter and Promoter Group							
(ii)	Public							
	GRAND TOTAL (A)+(B)+(C)	8081	23727934	23613215	100	100	0	0



BLUE DART

EXPRESS LIMITED




(f)(b) Statement showing holding of securities (including shares, warrants, convertible securities) of persons belonging to the category "Promoter and Promoter Group"

Sr. No.	Name of the shareholder	Details of Shares held		Encumbered shares (*)			Details of warrants		Details of convertible securities		Total shares (including underlying shares assuming full conversion of warrants and convertible securities) as a % of diluted share capital
		Number of shares held	As a % of grand total (A)+(B)+(C)	No.	As a percentage	As a % of grand total (A)+(B)+(C) of sub-clause (I)(a)	Number of warrants held	As a % total number of warrants of the same class	Number of convertible securities held	As a % total number of convertible securities of the same class	
(i)	(ii)	(iii)	(iv)	(v)	(vi)=(v)/(iii)*100	(vii)	(viii)	(ix)	(x)	(xi)	(xii)
1	DHL Express (Singapore) Pte. Ltd.	17795950	75.0000	0	0	0	0	0	0	0	0
TOTAL		17795950	75.0000	0	0.00	0.00	0	0	0	0	0

(f)(c)(i) Statement showing holding of securities (including shares, warrants, convertible securities) of persons belonging to the category "Public" and holding more than 1% of the total number of shares

Sr. No.	Name of the shareholder	Number of shares held	Shares as a percentage of total number of shares {i.e., Grand Total (A)+(B)+(C) indicated in Statement at para (f)(a) above}	Details of warrants		Details of convertible securities		Total shares (including underlying shares assuming full conversion of warrants and convertible securities)
				Number of warrants held	As a % total number of warrants of the same class	Number of convertible securities held	% w.r.t total number of convertible securities of the same class	
1	Derive Trading Pvt. Ltd. along with PAC	1270147	5.3530	0	0	0	0	0
2	IDFC Premier Equity Fund under various schemes	463600	1.9538	0	0	0	0	0
3	SBI Mutual Fund under various schemes	424400	1.7886	0	0	0	0	0
4	SBI Life Insurance Co.Ltd	302741	1.2759	0	0	0	0	0
	Total	2460888	10.3713	0	0	0	0	0




BLUE DART

EXPRESS LIMITED



I)(c)(ii) Statement showing holding of securities (including shares, warrants, convertible securities) of persons (together with PAC) belonging to the category "Public" and holding more than 5% of the total number of shares of the company

Sr. No	Name(s) of the shareholder(s) and the Persons Acting in Concert (PAC) with them	Number of shares	Shares as a percentage of total number of shares {i.e., Grand Total (A)+(B)+(C) indicated in Statement at para (I)(a) above}	Details of warrants		Details of convertible securities		Total shares (including underlying shares assuming full conversion of warrants and convertible securities) as a % of diluted share capital
				Number of warrants	As a % total number of warrants of the same class	Number of convertible securities held	% w.r.t total number of convertible securities of the same class	
1	Derive Trading Pvt. Ltd. along with PAC	1270147	5.3530	0	0	0	0	0
TOTAL		1270147	5.3530	0	0	0	0	0




BLUE DART

EXPRESS LIMITED



(I)(d) Statement showing details of locked-in shares

Sr. No.	Name of the shareholder	Number of locked-in shares	Locked-in shares as a percentage of total number of shares {i.e., Grand Total (A)+(B)+(C) indicated in Statement at para (I)(a) above}
	NIL	0	0





(II)(a) Statement showing details of Depository Receipts (DRs)

Sr. No.	Type of outstanding DR (ADRs, GDRs, SDRs, etc.)	Number of outstanding DRs	Number of shares underlying outstanding DRs	Shares underlying outstanding DRs as a percentage of total number of shares {i.e., Grand Total (A)+(B)+(C) indicated in Statement at para (I)(a) above}
		0	0	0.00

(II)(b) Statement showing Holding of Depository Receipts (DRs), where underlying shares are in excess of 1% of the total number of shares

Sr. No.	Name of the DR Holder	Type of outstanding DR (ADRs, GDRs, SDRs, etc.)	Number of shares underlying outstanding DRs	Shares underlying outstanding DRs as a percentage of total number of shares {i.e., Grand Total (A)+(B)+(C) indicated in Statement at para (I)(a) above}
			0	0

