



Introductory sub-table (I)(a)			
Name of the Company: BLISS GVS PHARMA LIMITED			
Scrip Code 506197 , Name of the scrip : BLISSGVS, class of security: Equity			
Quarter ended: March 2014			
Partly paid-up shares:-	No. of partly paid-up shares	As a % of total no. of partly paid-up shares	As a % of total no. of shares of the company
Held by promoter/promoter group	0	0	0
Held by public	0	0	0
Total	0	0	0
Outstanding convertible securities:-	No. of outstanding securities	As a % of total no. of outstanding convertible securities	As a % of total no. of shares of the company, assuming full conversion of the convertible securities
Held by promoter/promoter group	0	0	0
Held by public	0	0	0
Total	0	0	0
Warrants:-	No. of warrants	As a % of total no. of warrants	As a % of total no. of shares of the company, assuming full conversion of warrants
Held by promoter/promoter group	0	0	0
Held by public	0	0	0
Total	0	0	0
Total paid-up capital of the company, assuming full conversion of warrants and convertible securities	103146672		



Statement Showing Shareholding Pattern

Table (I)(a)								
Category code	Category of Shareholder	Number of Shareholders	Total number of shares	Number of shares held in dematerialized form	Total shareholding as a percentage of total number of shares		Shares Pledged or otherwise encumbered	
					As a percentage of (A+B) ¹	As a percentage of (A+B+C)	Number of shares	As a percentage
(I)	(II)	(III)	(IV)	(V)	(VI)	(VII)	(VIII)	(IX) = (VIII)/(IV)*100
(A)	Shareholding of Promoter and Promoter Group²							
1	Indian							
(a)	Individuals/ Hindu Undivided Family	10	65047246	65047246	63.06	63.06		0.00
(b)	Central Government/ State Government(s)				0.00	0.00		0.00
(c)	Bodies Corporate	3	1942584	1942584	1.88	1.88		0.00
(d)	Financial Institutions/ Banks				0.00	0.00		0.00
(e)	Any Others(Specify)				0.00	0.00		0.00
(e-i)					0.00	0.00		0.00
(e-ii)					0.00	0.00		0.00
	Sub Total(A)(1)	13	66989830	66989830	64.95	64.95	0	0.00
2	Foreign							
a	Individuals (Non-Residents Individuals/ Foreign Individuals)				0.00	0.00		0.00
b	Bodies Corporate				0.00	0.00		0.00
c	Institutions				0.00	0.00		0.00
d	Qualified Foreign Investor				0.00	0.00		0.00
e	Any Others(Specify)				0.00	0.00		0.00
e-i					0.00	0.00		0.00
e-ii								
	Sub Total(A)(2)	0	0	0	0.00	0.00	0	0.00
	Total Shareholding of Promoter and Promoter Group (A) = (A)(1)+(A)(2)	13	66989830	66989830	64.95	64.95	0	0.00
(B)	Public shareholding							
1	Institutions							
(a)	Mutual Funds/ UTI				0.00	0.00		
(b)	Financial Institutions/ Banks	5	35401	15521	0.03	0.03		
(c)	Central Government/ State Government(s)				0.00	0.00		
(d)	Venture Capital Funds				0.00	0.00		
(e)	Insurance Companies				0.00	0.00		
(f)	Foreign Institutional Investors	2	4131945	4131945	4.01	4.01		
(g)	Foreign Venture Capital Investors				0.00	0.00		
(h)	Qualified Foreign Investor				0.00	0.00		
(i)	Any Other (specify)				0.00	0.00		
(i-i)					0.00	0.00		
(i-ii)								
	Sub-Total (B)(1)	7	4167346	4147466	4.04	4.04		
B 2	Non-institutions							
(a)	Bodies Corporate	173	8094209	8034089	7.85	7.85		
(b)	Individuals				0.00	0.00		
I	Individuals -i. Individual shareholders holding nominal share capital up to Rs 1 lakh	10413	16588001	11653719	16.08	16.08		
II	ii. Individual shareholders holding nominal share capital in excess of Rs. 1 lakh.	13	2675008	2675008	2.59	2.59		
(c)	Qualified Foreign Investor				0.00	0.00		
(d)	Any Other (specify)				0.00	0.00		
(d-i)	Clearing Members	55	190902	190902	0.19	0.19		
(d-ii)	NRI/ OCBs	467	4441376	3534016	4.31	4.31		
	Sub-Total (B)(2)	11121	31989496	26087734	31.01	31.01		
(B)	Total Public Shareholding (B) = (B)(1)+(B)(2)	11128	36156842	30235200	35.05	35.05		
	TOTAL (A)+(B)	11141	103146672	97225030	100.00	100.00		
(C)	Shares held by Custodians and against which Depository Receipts have been issued							
1	Promoter and Promoter Group					0.00		0.00
2	Public					0.00		0.00
	Sub-Total (C)	0	0	0		0	0	
	GRAND TOTAL (A)+(B)+(C)	11141	103146672	97225030	100.00	100.00	0	0.00



Sr.No	Notes
1	
2	
3	
4	
5	
6	
7	
8	
9	




(1)(b) Statement showing holding of securities (including shares, warrants, convertible securities) of persons belonging to the category "Promoter and Promoter Group"											
Sr.	Name of the shareholder	Details of Shares held		Encumbered shares (*)			Details of warrants		Details of convertible securities		Total shares (including underlying shares assuming full conversion of warrants and convertible securities) as a % of diluted share capital
		Number of shares held	As a % of grand total (A) + (B) + (C)	No.	As a percentage	As a % of grand total (A)+(B)+(C) of sub-clause (I)(a)	Number of warrants held	As a % total number of warrants of the same class	Number of convertible securities held	As a % total number of convertible securities of the same class	
No.	(i)	(ii)	(iii)	(iv)	(v)	(vi)=(v)/(iii)*100	(vii)	(viii)	(ix)	(x)	(xi)
1	ANTARA GAUTAM ASHRA	427924	0.41			0.00	0.00	0		0	0.41
2	GAUTAM RASIKLAL ASHRA	11231045	10.89			0.00	0.00	0		0	10.89
3	MAMTA GAUTAM ASHRA	1980333	1.92			0.00	0.00	0		0	1.92
4	MANGESH GHANASHYAM WAGLE	65200	0.06			0.00	0.00	0		0	0.06
5	MANGESH GHANASHYAM WAGLE - HUF	7720	0.01			0.00	0.00	0		0	0.01
6	SHIBROOR NARASIMHA KAMATH	50517024	48.98			0.00	0.00	0		0	48.98
7	SHRUTI N KAMATH	250000	0.24			0.00	0.00	0		0	0.24
8	VIBHA N KAMATH	250000	0.24			0.00	0.00	0		0	0.24
9	PRABHAVATI RASIKLAL ASHRA	98000	0.10			0.00	0.00	0		0	0.10
10	VIJAYABEN KANJI ASHRA	220000	0.21			0.00	0.00	0		0	0.21
11	GENTEEL TRADING CO PVT LTD	612122	0.59			0.00	0.00	0		0	0.59
12	KANJI FOREX PVT LTD	1127622	1.09			0.00	0.00	0		0	1.09
13	KANJI PITAMBER FOREX PVT LTD	202840	0.20			0.00	0.00	0		0	0.20
	TOTAL	66989830	64.95	0	0.00	0.00	0.00	0	0	0	64.95
(*) The term "encumbrance" has the same meaning as assigned to it in regulation 28(3) of the SAST Regulations, 2011											



(I)(d) Statement showing details of locked-in shares				
Sr. No.	Name of the shareholder	Number of locked-in shares	Locked-in shares as a percentage of total number of shares (i.e., Grand Total (A)+(B)+(C) indicated in Statement at para (I)(a) above)	Promoter / Promoter Group / Public
1			0.00	
2			0.00	
3			0.00	
4			0.00	
5			0.00	
6			0.00	
7			0.00	
8			0.00	
9			0.00	
TOTAL		0	0.00	



(II)(a) Statement showing details of Depository Receipts (DRs)				
Sr. No.	Type of outstanding DR (ADRs, GDRs, SDRs, etc.)	Number of outstanding DRs	Number of shares underlying outstanding DRs	Shares underlying outstanding DRs as a percentage of total number of shares {i.e., Grand Total (A)+(B)+(C) indicated in Statement at para (I)(a) above}
1.				0.00
2.				0.00
3.				0.00
4.				0.00
5.				0.00
6.				0.00
7.				0.00
8.				0.00
9.				0.00
TOTAL		0	0	0.00



(II)(b) Statement showing holding of Depository Receipts (DRs), where underlying shares held by "promoter/promoter group" are in excess of 1% of the total number of shares				
Sr. No.	Name of the DR Holder	Type of outstanding DR (ADRs, GDRs, SDRs, etc.)	Number of shares underlying outstanding DRs	Shares underlying outstanding DRs as a percentage of total number of shares (i.e., Grand Total (A)+(B)+(C) indicated in Statement at para (I)(a) above}
1				0.00
2				0.00
3				0.00
4				0.00
5				0.00
6				0.00
7				0.00
8				0.00
9				0.00
TOTAL			0	0.00

