


Name of the Company : BIRLA SHLOKA EDUTECH LIMITED

Script Code, Name of the scrip, class of security :

Quarter ended : 31/03/2015

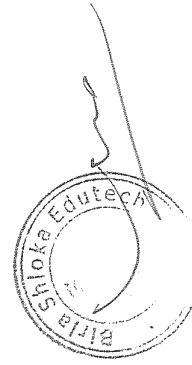
Partly paid-up shares :-	Nc. of partly paid-up shares	As a % of total no. of partly paid-up shares	As a % of total no. of shares of the company
Held by promoter/ promoter group		0.00	0.00
Held by public		0.00	0.00
<b>Total</b>	<b>0</b>	<b>0.00</b>	<b>0.00</b>
Outstanding convertible securities	No. of outstanding securities	As a % of total no. of outstanding convertible securities	As a % of total no. of shares of the company, assuming full conversion of the convertible securities
Held by promoter/ promoter group		0.00	0.00
Held by public		0.00	0.00
<b>Total</b>	<b>0</b>	<b>0.00</b>	<b>0.00</b>
Warrants	No. of Warrants	As a % of total no. of Warrants	As a % of total no. of shares of the company, assuming full conversion of warrants
Held by promoter/ promoter group	0	0.00	0.00
Held by public	0	0.00	0.00
<b>Total</b>	<b>0</b>	<b>0.00</b>	<b>0.00</b>
<b>Total paid-up capital of the company, assuming full conversion of warrants convertible securities Total (A+B+C)+ D+E+F)</b>	<b>20945637</b>		<b>100.00</b>



31 MAR 2015

Statement Showing Shareholding Pattern

Table (I)(a)							
Category of Shareholder Code	Number of Shareholders	Number of Shares	Total Shares Dematerialised	Number of Shares held in form	Total Shareholding as a percentage of total number of shares (A+B)	Shares Pledged or otherwise encumbered	As a percentage of shares (IX)=(VIII)/(IV)*100
(I)	(II)	(III)	(IV)	(V)	(VI)	(VII)	(VIII)
<b>(A) Shareholding of Promoter and Promoter Group2</b>							
<b>1. INDIAN</b>							
(a)	INDIVIDUAL / HUF	3	11350	11350	0.0542	0	0.00
(b)	CENTRAL / STATE GOVERNMENT(S)	0	0	0	0.0000	0	0.00
(c)	BODIES CORPORATE	6	3555462	3555462	16.9747	2057778	57.88
(d)	FINANCIAL INSTITUTIONS / BANKS	0	0	0	0.0000	0	0.00
(e)	ANY OTHERS (Specify)	0	0	0	0.0000	0	0.00
(i)	DIRECTORS	0	0	0	0.0000	0	0.00
(ii)	RELATIVES	0	0	0	0.0000	0	0.00
(iii)	GROUP COMPANIES	0	0	0	0.0000	0	0.00
(iv)	TRUSTS	0	0	0	0.0000	0	0.00
<b>SUB TOTAL (A)(I) :</b>		<b>9</b>	<b>3566812</b>	<b>3566812</b>	<b>17.0289</b>	<b>2057778</b>	<b>57.69</b>
<b>2. FOREIGN</b>							
(a)	INDIVIDUAL	0	0	0	0.0000	0	0.00
(b)	BODIES CORPORATE	0	0	0	0.0000	0	0.00
(c)	INSTITUTIONS	0	0	0	0.0000	0	0.00
(d)	QUALIFIED FOREIGN INVESTOR	0	0	0	0.0000	0	0.00
(e)	ANY OTHERS (Specify)	0	0	0	0.0000	0	0.00
<b>SUB TOTAL (A)(2) :</b>		<b>0</b>	<b>0</b>	<b>0</b>	<b>0.0000</b>	<b>0</b>	<b>0.00</b>
<b>Total holding for promoters (A)=(A)(1) + (A)(2)</b>		<b>9</b>	<b>3566812</b>	<b>3566812</b>	<b>17.0289</b>	<b>2057778</b>	<b>57.69</b>
<b>(B) Public shareholding</b>							
<b>1. INSTITUTIONS</b>							
(a)	MUTUAL FUNDS / UTI	0	0	0	0.0000	0	0.00
(b)	FINANCIAL INSTITUTIONS / BANKS	0	0	0	0.0000	0	0.00
(c)	CENTRAL / STATE GOVERNMENT(S)	0	0	0	0.0000	0	0.00
(d)	VENTURE CAPITAL FUNDS	0	0	0	0.0000	0	0.00
(e)	INSURANCE COMPANIES	0	0	0	0.0000	0	0.00
(f)	FII'S	0	0	0	0.0000	0	0.00




## Statement Showing Shareholding Pattern

31 MAR 2015

Table (I)(a)

Category Code	Category of Shareholder	Number of Shareholders	Total Number Of Shares	Number of Total Shareholding as a percentage of total number of		Number of Dematerialised shares	As a percentage of		Number of Shares held in encumbered form	As a percentage of (VIII)/(IV) *100
				(A+B)	(A+B+C)		(A+B)	(A+B+C)		
(I)	(II)	(III)	(IV)	(V)	(VI)	(VII)	(VIII)	(IX)=		
(g)	FOREIGN VENTURE CAPITAL INVESTORS	0	0	0	0.0000	0	0.0000	0	0.00	
(h)	QUALIFIED FOREIGN INVESTOR	0	0	0	0.0000	0	0.0000	0	0.00	
(i)	ANY OTHERS (Specify)	0	0	0	0.0000	0	0.0000	0	0.00	
SUB TOTAL (B)(1) :		0	0	0	0.0000	0	0.0000	0	0.00	
<b>B.2. Non-institutions</b>										
(a)	BODIES CORPORATE	190	2530534	2527534	12.0814	12.0814	0	0.00		
(b)	INDIVIDUAL									
(i)	(CAPITAL UP TO Rs. 1 Lakh)	10541	8574041	8160251	40.9347	40.9347	0	0.00		
(ii)	(CAPITAL GREATER THAN Rs. 1 Lakh)	232	5719245	5679445	27.3052	27.3052	0	0.00		
(c)	QUALIFIED FOREIGN INVESTOR	0	0	0	0.0000	0.0000	0	0.00		
(d)	ANY OTHERS (Specify)									
(i)	TRUSTS	0	0	0	0.0000	0.0000	0	0.00		
(ii)	CLEARING MEMBER	10	16511	16511	0.0788	0.0788	0	0.00		
(iii)	DIRECTORS RELATIVES	0	0	0	0.0000	0.0000	0	0.00		
(iv)	EMPLOYEE	0	0	0	0.0000	0.0000	0	0.00		
(v)	NON RESIDENT INDIANS (NRI)	72	538494	538494	2.5709	2.5709	0	0.00		
(vi)	OVERSEAS BODIES CORPORATES	0	0	0	0.0000	0.0000	0	0.00		
(vii)	UNCLAIMED SUSPENSE ACCOUNT	0	0	0	0.0000	0.0000	0	0.00		
SUB TOTAL (B)(2) :		11045	17378825	16922235	82.9711	82.9711	0	0.00		
Total Public Shareholding (B)=(B)(1) + (B)(2)		11045	17378825	16922235	82.9711	82.9711	0	0.00		
Total (A) + (B) :		11054	20945637	20489047	100.0000	100.0000	2057778	9.82		
<b>(C) Shares held by Custodians and against which Depository Receipts have been issued</b>										
(i)	Promoter and Promoter Group	0	0	0	0.0000	0.0000	0	0.00		
(ii)	Public	0	0	0	0.0000	0.0000	0	0.00		
SUB TOTAL (C)(1) :		0	0	0	0.0000	0.0000	0	0.00		



Grand Total (A) + (B) + (C)

11054

20945637

20489047

100

100.0000

2057778

9.82

NOTES :  
1) NAME: NUMBER OF SHARES HELD & PERCENTAGE OF ENTITIES / PERSONS HOLDING MORE THAN 1% OF THE TOTAL SHARES OF THE COMPANY IS AS PER ANNEXURE

31 MAR 2015

(I)(b) Statement showing holding of securities (including shares, warrants, convertible securities) of persons belonging to the category "Promoter and Promoter Group"

Sr. No	Name of the Shareholder	Total shares held		Encumbered shares (*)		Details of warrants		Details of convertible securities		Total shares (including underlying shares assuming full conversion of warrants and convertible securities) as a % of diluted share capital	
		Number of shares	As a % of grand total (A)+(B)+(C)	Number	As a percentage (VI)=(V)/(III)* 100	Number of warrants held	As a % of total number of warrants of the same class (IXa)	Number of convertible securities held	As a % of total number of convertible securities of the same class		
(I)	(II)	(III)	(IV)	(V)	(VI)=(V)/(III)* 100	(VII)	(VIII)	(IX)	(X)	(XI)	(XII)
1	NIRVED TRADERS PRIVATE LIMITED	1524006	7.2760	1524006	100.00	7.28	0	0	0	0	0
2	SHEARSON INVESTMENT & TRADING CO PVT LTD	533772	2.5484	533772	100.00	2.55	0	0	0	0	0
3	BIRLA CAPITAL AND FINANCIAL SERVICES LTD	493253	2.3549	0	0.00	0.00	0	0	0	0	0
4	GODAVARI CORPORATION PRIVATE LIMITED	481931	2.3009	0	0.00	0.00	0	0	0	0	0
5	GODAVARI CORPORATION LTD	277000	1.3225	0	0.00	0.00	0	0	0	0	0
6	ASIAN DISTRIBUTORS PRIVATE LIMITED	245500	1.1721	0	0.00	0.00	0	0	0	0	0
7	YASHOVARDHAN BIRLA	11200	0.0535	0	0.00	0.00	0	0	0	0	0
8	ARUNKUMAR GANGAPRASAD SINGHI	130	0.0006	0	0.00	0.00	0	0	0	0	0
9	MANISH RADHESHYAM MALANI	20	0.0001	0	0.00	0.00	0	0	0	0	0
TOTAL:		3566812	17.0289	2057778	57.69	9.8244	0	0	0	0	0


PRINTED ON : 17/04/2015

PAGE NO :

1

Print Date : 17/04/2015

Page 4 of 6



3 1 MAR 2015

(1)(c)(i) Statement showing holding of securities (including shares, warrants, convertible securities) of persons belonging to the category "Public" and holding more than 1% of the total number of shares.

Sr.No	Name of the shareholder	Number of shares	Shares as a percentage of total number of shares (i.e. Grand Total (A) +(B)+(C) indicated in Statement at para (1) (a) above)	Details of warrants		Details of convertible securities		Total shares (including underlying shares assuming full conversion of warrants and convertible securities) as a % of diluted share capital
				Number of warrants	As a % total number of warrants of the same class	Number of convertible securities held	% w.r.t. total convertible securities of the same class	
1	BIRLA BOMBAY PRIVATE LIMITED	561794	2.6822	0	0	0	0	0
<b>TOTAL:</b>		<b>561794</b>	<b>2.6822</b>	<b>0</b>	<b>0</b>	<b>0</b>	<b>0</b>	<b>0</b>

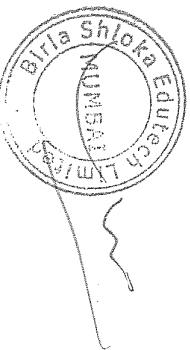
Printed Date : 17/04/2015

PAGE NO: 1

(1)(c)(ii) Statement showing holding of securities (including shares, warrants, convertible securities) of persons (together with PAC) belonging to the category "Public" and holding more than 5% of the total number of shares of the company.

SR.NO	Name	Number of shares	Details of warrants		Details of convertible securities		Total shares (including underlying shares assuming full conversion of warrants and convertible securities) as a % of diluted share capital
			Number of warrants held	As a % total number of warrants of the same class	Number of convertible securities held	% w.r.t. total convertible securities of the same class	
1		0	0	0	0	0	0
<b>TOTAL:</b>		<b>0</b>	<b>0</b>	<b>0</b>	<b>0</b>	<b>0</b>	<b>0</b>

Printed Date : 17/04/2015



(i)(d)

Statement showing details of locked-in shares

AS ON : 31/03/2015

31 MAR 2015

Sr No	Name of the shareholder	Number of locked-in shares	Locked-in shares as a percentage of total number of shares (i.e., Grand Total (A)+(B)+ (C) Indicated in Statement at para (i)(a) above)	Promoter / Promoter Group / Public
1				
<b>TOTAL:</b>				

(ii)(a) Statement showing details of Depository Receipts (DRs)

Sr.No.	Type of Outstanding DR (ADRs,GDRs,SDRs etc)	No of Outstanding DRs.	No of Shares underlying outstanding DRs.	Shares underlying outstanding DRs as a Percentage of total number of shares (i.e Grand Total (A)+(B) + (C) Indicated in statement at para(i) (a) above)
1	GDRs			
<b>TOTAL:</b>				

(ii) (b) Statement showing holding of Depository Receipts (DRs), where underlying shares held by 'promoter / promoter group' are in excess of 1% of the total number of shares.

Sr.No.	Name of the DR Holder	Type of Outstanding DR (ADRs,GDRs,SDRs etc)	No of Shares underlying outstanding DRs.	Shares underlying outstanding DRs as a Percentage of total number of shares (i.e Grand Total (A)+(B)+(C) Indicated in statement at Para (i) (a) above)
1				
<b>TOTAL:</b>				

