


Introductory sub-table (I)(a)

Name of the Company:	BIRLA PACIFIC MEDSPA LIMITED		
Scrip Code, Name of the scrip, class of security	533469		
Quarter ended:	30/06/2014		
<b>Partly paid-up shares:-</b>	<b>No. of partly paid-up shares</b>	<b>As a % of total no. of partly paid-up shares</b>	<b>As a % of total no. of shares of the company</b>
Held by promoter/promoter group	NIL	NIL	NIL
Held by public	NIL	NIL	NIL
<b>Total - D</b>	<b>NIL</b>	<b>NIL</b>	<b>NIL</b>
<b>Outstanding convertible securities:-</b>	<b>No. of outstanding securities</b>	<b>As a % of total no. of outstanding convertible securities</b>	<b>As a % of total no. of shares of the company, assuming full conversion of the convertible securities</b>
Held by promoter/promoter group	NIL	NIL	NIL
Held by public	NIL	NIL	NIL
<b>Total - E</b>	<b>NIL</b>	<b>NIL</b>	<b>NIL</b>
<b>Warrants:-</b>	<b>No. of warrants</b>	<b>As a % of total no. of warrants</b>	<b>As a % of total no. of shares of the company, assuming full conversion of warrants</b>
Held by promoter/promoter group	NIL	NIL	NIL
Held by public	NIL	NIL	NIL
<b>Total - F</b>	<b>NIL</b>	<b>NIL</b>	<b>NIL</b>
<b>Total paid-up capital of the company, assuming full conversion of warrants and convertible securities</b>	<b>112142584</b>		




On

## Statement Showing Shareholding Pattern

Company Name: BIRLA PACIFIC MEDSPA LIMITED

Table (I)(a)

Category code	Category of Shareholder	Number of Shareholders	Total number of shares	Number of shares held in dematerialized form	Total shareholding as a percentage of total number of shares		Shares Pledged or otherwise encumbered	
					As a percentage of (A+B)1	As a percentage of (A+B+C)	Number of shares	As a percentage
(I)	(II)	(III)	(IV)	(V)	(VI)	(VII)	(VIII)	(IX) = (VIII)/(VII)*100
<b>(A)</b>	<b>Shareholding of Promoter and Promoter Group2</b>							
	<b>1 Indian</b>							
(a)	Individuals/ HUF	1	5000	5000	0.00	0.00	0	0.00
(b)	Central Govt./ State Govt.(s)	0	0	0	0.00	0.00	0	0.00
(c)	Bodies Corporate	1	22683500	22683500	20.23	20.23	6000000	26.45
(d)	Financial Institutions/ Banks	0	0	0	0.00	0.00	0	0.00
(e)	Any Others(Specify)							
(e-I)	Directors	2	230000	230000	0.21	0.21	0	0.00
(e-II)	Directors				0.00	0.00		0.00
	<b>Sub Total(A)(1)</b>	<b>4</b>	<b>22918500</b>	<b>22918500</b>	<b>20.44</b>	<b>20.44</b>	<b>6000000</b>	<b>26.18</b>
	<b>2 Foreign</b>							
a	Individuals (NRI/Foreign Individuals)	0	0	0	0.00	0.00	0	0.00
b	Bodies Corporate	0	0	0	0.00	0.00	0	0.00
c	Institutions	0	0	0	0.00	0.00	0	0.00
d	Qualified Foreign Investor	0	0	0	0.00	0.00	0	0.00
e	Any Others(Specify)	0	0	0	0.00	0.00	0	0.00
	<b>Sub Total(A)(2)</b>	<b>0</b>	<b>0</b>	<b>0</b>	<b>0.00</b>	<b>0.00</b>	<b>0</b>	<b>0.00</b>
	<b>Total Shareholding of Promoter and Promoter Group (A)= (A)(1)+(A)(2)</b>	<b>4</b>	<b>22918500</b>	<b>22918500</b>	<b>20.44</b>	<b>20.44</b>	<b>6000000</b>	<b>26.18</b>
<b>(B)</b>	<b>Public shareholding</b>							
	<b>1 Institutions</b>							
(a)	Mutual Funds/ UTI	0	0	0	0.00	0.00	0	0.00
(b)	Financial Institutions / Banks	0	0	0	0.00	0.00	0	0.00
(c)	Central Government/ State Government(s)	0	0	0	0.00	0.00	0	0.00
(d)	Venture Capital Funds	0	0	0	0.00	0.00	0	0.00
(e)	Insurance Companies	0	0	0	0.00	0.00	0	0.00
(f)	Foreign Institutional Investors	0	0	0	0.00	0.00	0	0.00
(g)	Foreign Venture Capital Investors	0	0	0	0.00	0.00	0	0.00
(h)	Qualified Foreign Investor	0	0	0	0.00	0.00	0	0.00
(i)	Any Other (specify)	0	0	0	0.00	0.00	0	0.00
	<b>Sub-Total (B)(1)</b>	<b>0</b>	<b>0</b>	<b>0</b>	<b>0.00</b>	<b>0.00</b>	<b>0</b>	<b>0.00</b>
<b>B 2</b>	<b>Non-Institutions</b>							
(a)	Bodies Corporate	156	23448556	20998556	20.91	20.91	0	0.00
(b)	Individuals							
I	Ind-Hold nominal shr capital upto Rs.1L	4058	6506496	6506486	5.80	5.80	0	0.00
II	Ind-Hold nominal shr capital in excess of Rs.1L	434	54160450	54160450	48.30	48.30	0	0.00
(c)	Qualified Foreign Investor	0	0	0	0.00	0.00	0	0.00
(d)	Any Other (specify)							
(d-I)	Others	0	0	0	0.00	0.00	0	0.00
(d-II)	Clearing member	6	79950	79950	0.07	0.07	0	0.00
(d-III)	NRIs	53	1640298	1640298	1.46	1.46	0	0.00
(d-iv)	NRI Corp Bodies	0	0	0	0.00	0.00	0	0.00
(d-v)	Foreign Corp Bodies (Including FDI)	0	0	0	0.00	0.00	0	0.00
(d-vi)	Customers	0	0	0	0.00	0.00	0	0.00
(d-vii)	Suppliers	0	0	0	0.00	0.00	0	0.00
(d-viii)	Foreign Nationals	1	3383333	0	3.02	3.02	0	0.00
(d-ix)	Trusts	1	5001	5001	0.00	0.00	0	0.00
(d-x)	Foreign (Promoters)	0	0	0	0.00	0.00	0	0.00
(d-xi)	Directors	0	0	0	0.00	0.00	0	0.00
(d-xii)	Directors Relatives	0	0	0	0.00	0.00	0	0.00
(d-xiii)	Foreign Individuals (Including FDI)	0	0	0	0.00	0.00	0	0.00
	<b>Sub-Total (B)(2)</b>	<b>4709</b>	<b>89224084</b>	<b>83390741</b>	<b>79.56</b>	<b>79.56</b>	<b>0</b>	<b>0.00</b>
<b>(B)</b>	<b>Total Public Shareholding (B)= (B)(1)+(B)(2)</b>	<b>4709</b>	<b>89224084</b>	<b>83390741</b>	<b>79.56</b>	<b>79.56</b>	<b>0</b>	<b>0.00</b>
	<b>TOTAL (A)+(B)</b>	<b>4713</b>	<b>112142584</b>	<b>106309241</b>	<b>100.00</b>	<b>100.00</b>	<b>6000000</b>	<b>5.35</b>
<b>(C)</b>	<b>Shares held by Custodians and against which Depository Receipts have been issued</b>							
1	Promoter and Promoter Group	0	0	0	0.00	0.00	0	0.00
2	Public -	0	0	0	0.00	0.00	0	0.00
	<b>Sub-Total (C)</b>	<b>0</b>	<b>0</b>	<b>0</b>	<b>0.00</b>	<b>0.00</b>	<b>0</b>	<b>0.00</b>
	<b>GRAND TOTAL (A)+(B)+(C)</b>	<b>4713</b>	<b>112142584</b>	<b>106309241</b>	<b>100.00</b>	<b>100.00</b>	<b>6000000</b>	<b>5.35</b>





(ix)(c)(i) Statement showing holding of securities (including shares, warrants, convertible securities) of persons belonging to the category "Public" and holding more than 1% of the total number of shares


Sr. No.	Name of the shareholder	Number of shares held	Shares as a percentage of total number of shares (i.e., Grand Total (A)+(B)+(C) indicated in Statement at para (I)(a) above)	Details of warrants		Details of convertible securities		Total shares (including underlying shares assuming full Conversion of warrants and convertible securities) as a % of diluted share capital
				Number of warrants held	As a % Total Number of warrants of the same Class	Number of convertible securities held	As a % Total Number of convertible securities of the same Class	
1	AMITABH HARIVANSH RAI BACHCHAN	1675000	1.49	0	0.00	0.00	0	0.00
2	ASHIMA MITTAL	2626095	2.34	0	0.00	0.00	0	0.00
3	BATHINA KUMARASWAMY REDDY	1500606	1.34	0	0.00	0.00	0	0.00
4	BENNETT, COLEMAN AND COMPANY LIMITED	9100000	8.11	0	0.00	0.00	0	0.00
5	DECENT TECHNOLOGIES PVT LTD	1250000	1.11	0	0.00	0.00	0	0.00
6	GAGAN ASHOKKUMAR KHEMKA	2586980	2.31	0	0.00	0.00	0	0.00
7	HARITHA BATHINA	5976513	5.33	0	0.00	0.00	0	0.00
8	JATINDER KUMAR MITTAL	2700000	2.41	0	0.00	0.00	0	0.00
9	JITENDER MITTAL	1500000	1.34	0	0.00	0.00	0	0.00
10	M S BOBBY GLADSTONE	1500000	1.34	0	0.00	0.00	0	0.00
11	MAHAVIRSINGH BAHADURSINGH RANA	1634546	1.46	0	0.00	0.00	0	0.00
12	MANOJ-KUMAR SAMDARIA	1150000	1.03	0	0.00	0.00	0	0.00
13	MITHUN SECURITIES PRIVATE LIMITED	1825000	1.63	0	0.00	0.00	0	0.00
14	PAC HEALTH MEDICAL SERVICES PVT. LTD.	2450000	2.18	0	0.00	0.00	0	0.00
15	PACIFIC HEALTHCARE (INDIA) PTE. LTD	3383333	3.02	0	0.00	0.00	0	0.00
16	RAJ KUMAR SARAOGI	1200000	1.07	0	0.00	0.00	0	0.00
17	RELIGARE FINVEST LTD	1128508	1.01	0	0.00	0.00	0	0.00
18	RELIGARE SECURITIES LTD	1261166	1.12	0	0.00	0.00	0	0.00
	TOTAL	44447747	39.63	0	0.00	0.00	0	0.00

Indhu



(1)(c)(ii) Statement showing holding of securities (including shares, warrants, convertible securities) of persons (together with PAC) belonging to the category "Public" and holding more than 5% of the total number of shares of the company.

Sr. No.	Name(s) of the shareholder(s) and the Persons Acting in Concert (PAC) with them	Number of shares	Shares as a percentage of total number of shares (i.e., Grand Total (A)+(B)+(C) Indicated in Statement at para (I)(a) above)	Details of warrants		Details of convertible securities		Total shares (including underlying shares assuming full Conversion of warrants and convertible securities) as a % of diluted share capital
				Number of warrants	As a % Total Number of warrants of the same Class	Number of convertible securities held	% w.r.t Total Number of convertible securities of the same Class	
1	BENNETT, COLEMAN AND COMPANY LIMITED	9100000	8.11	0	0.00	0	0.00	0.00
2	HARITHA BATHINA	5976513	5.33	0	0.00	0	0.00	0.00
	<b>TOTAL</b>	<b>15076513</b>	<b>13.44</b>	<b>0</b>	<b>0.00</b>	<b>0</b>	<b>0.00</b>	<b>0.00</b>



**(I)(d) Statement showing details of locked-in shares**

Sr. No.	Name of the shareholder	Number of locked-in shares	Locked-in shares as a percentage of total number of shares {i.e., Grand Total (A)+(B)+(C) Indicated in Statement at para (I)(a) above}	Promoter / Promoter Group / Public
1	BIRLA WELLNESS AND HEALTHCARE PVT LTD	22428744	20.00	Promoter / Promoter Group
	<b>TOTAL</b>	<b>22428744</b>	<b>20.00</b>	



(II)(a) Statement showing details of Depository Receipts (DRs)

Sr. No.	Type of outstanding DR (ADRs, GDRs, SDRs, etc.)	Number of outstanding DRs	Number of shares underlying outstanding DRs	Shares underlying outstanding DRs as a percentage of total number of shares {i.e., Grand Total (A)+(B)+(C) indicated in Statement at para (I)(a) above}
1		0	0	0
	<b>TOTAL</b>	<b>0</b>	<b>0</b>	<b>0</b>



(II)(b) Statement showing holding of Depository Receipts (DRs), where underlying shares held by 'promoter/promoter group' are in excess of 1% of the total number of shares

Sr. No.	Name of the DR Holder	Type of outstanding DR (ADRs, GDRs, SDRs, etc.)	Number of shares underlying outstanding DRs	Shares underlying outstanding DRs as a percentage of total number of shares (i.e., Grand Total (A)+(B)+(C) indicated in Statement at para (I)(a) above}
1		0	0	0
	<b>TOTAL</b>	<b>0</b>	<b>0</b>	<b>0</b>

