


(D) (a) Statement showing Shareholding Pattern

Name of the Company: BIOPAC INDIA CORPORATION LIMITED		BSE-	NSE-	Equity
Scrip Code, Name of the scrip, class of security:				
Quarter ended: 31 st March, 2014				
	Partly paid-up shares:-	No. of partly paid-up shares	As a % of total no. of partly paid-up shares	As a % of total no. of shares of the company
Held by Promoter / Promoter Group		0	0.0000	0.0000
Held by public		0	0.0000	0.0000
Total		0	0.0000	0.0000
	Outstanding convertible securities:-	No. of outstanding securities	As a % of total No. of outstanding convertible securities	As a % of total no. of shares of the company, assuming full conversion of the convertible securities
Held by Promoter / Promoter Group		0	0.0000	0.0000
Held by public		0	0.0000	0.0000
Total		0	0.0000	0.0000
	Warrants:-	No. of warrants	As a % of total no. of warrants	As a % of total no. of shares of the company, assuming full conversion of warrants
Held by Promoter / Promoter Group		0	0.0000	0.0000
Held by public		0	0.0000	0.0000
Total		0	0.0000	0.0000
Total paid-up capital of the company assuming full conversion of warrants and convertible securities				


17250100



Category Code	Category of shareholder	Number of shareholders	Total number of shares	Number of shares held in dematerialised form	Percentage of total number of shares		Shares pledged or otherwise encumbered	
					As a percentage of (A+B) (VII)	As a percentage of (A+B+C) (VIIA)	Number of shares (VIIIB)	As a percentage (VIIIC)/(VII)+100
(A)	Promoter and Promoter Group	(III)	(IV)	(V)				
1	Indian							
(a)	Individuals/Hindu Undivided Family	1	4282359	4282359	24.8251	24.8251	0	0.0000
(b)	Central Government/State Government(s)	0	0	0	0.0000	0.0000	0	0.0000
(c)	Bodies Corporate	0	0	0	0.0000	0.0000	0	0.0000
(d)	Financial Institutions / Banks	0	0	0	0.0000	0.0000	0	0.0000
(e)	Any Other (specify)	0	0	0	0.0000	0.0000	0	0.0000
	Sub Total (A)(1)	1	4282359	4282359	24.8251	24.8251	0	0.0000
2	Foreign							
(a)	Individuals (Non-Resident Individuals/Foreign Individuals)	1	4282019	4282019	24.8232	24.8232	0	0.0000
(b)	Bodies Corporate	0	0	0	0.0000	0.0000	0	0.0000
(c)	Institutions	0	0	0	0.0000	0.0000	0	0.0000
(d)	Qualified Foreign Investors	0	0	0	0.0000	0.0000	0	0.0000
(e)	Any Other (specify)	0	0	0	0.0000	0.0000	0	0.0000
	Sub Total (A)(2)	1	4282019	4282019	24.8232	24.8232	0	0.0000
	Total Shareholding of Promoter and Promoter Group (A)=(A)(1)+(A)(2)	2	8564378	8564378	49.6483	49.6483	0	0.0000
(B)	Public shareholding							
1	Institutions							
(a)	Mutual Funds/UTI	0	0	0	0.0000	0.0000	-	-
(b)	Financial Institutions / Banks	0	0	0	0.0000	0.0000	-	-
(c)	Central Government/State Government(s)	0	0	0	0.0000	0.0000	-	-
(d)	Venture Capital Funds	0	0	0	0.0000	0.0000	-	-
(e)	Insurance Companies	0	0	0	0.0000	0.0000	-	-
(f)	Foreign Institutional Investors	0	0	0	0.0000	0.0000	-	-
(g)	Foreign Venture Capital Investors	0	0	0	0.0000	0.0000	-	-
(h)	Qualified Foreign Investors	0	0	0	0.0000	0.0000	-	-
(i)	Any Other (specify)	0	0	0	0.0000	0.0000	-	-
	Sub Total (B) (1)	0	0	0	0.0000	0.0000	-	-
2	Non-institutions							
(a)	Bodies Corporate	119	1216328	1216328	7.0511	7.0511	-	-
(b) (i)	Individuals - shareholders holding nominal share capital up to Rs 1 Lakh	5644	4159727	4076302	24.1142	24.1142	-	-
(ii)	Individual shareholders holding nominal share in excess of Rs. 1 Lakh	87	2524864	2524864	14.6368	14.6368	-	-



Category code	Category of shareholder	Number of shareholders	Total number of shares	Number of shares held in dematerialised form	percentage of total number of shares		Shares pledged or otherwise encumbered	As a percentage (VIII)/(IX)*100	
					As a percentage of (A+B) (VI)	As a percentage of (A+B+C) (VII)			
(I)	Qualified Foreign Investors (II)	0	0	0	0	0.0000	0.0000	-	-
(d)	Any Other								
i	Non Resident Indians (Repat)	27	697487	678287	4.0434	4.0434	-	-	-
ii	Non Resident Indians (Non Repat)	10	39164	39164	0.2270	0.2270	-	-	-
iii	Foreign Companies	0	0	0	0.0000	0.0000	-	-	-
iv	Clearing Member	32	48152	48152	0.2791	0.2791	-	-	-
v	Directors / Relatives	0	0	0	0.0000	0.0000	-	-	-
vi	Trusts	0	0	0	0.0000	0.0000	-	-	-
	Sub Total (B)(2)	5919	8685722	8583097	50.3517	50.3517	-	-	-
	Total Public Shareholding Public Group (B)=(B)(1)+ (B)(2)	5919	8685722	8583097	50.3517	50.3517	-	-	-
	Total (A)+(B)	5921	17250100	17147475	100.0000	100.0000	-	-	NA
(C)	Shares held by custodians and against which Depository Receipts have been issued								
i	Promoter and Promoter group	0	0	0	0.0000	0.0000	0	0	0.0000
ii	Public	0	0	0	0.0000	0.0000	0	0	0.0000
	Sub Total (C)	0	0	0	0	0	0	0	0
	GRAND TOTAL (A)+(B)+(C)	5921	17250100	17147475	100.0000	100.0000	0.0000	0.0000	0.0000



(11b) Statement showing holding of securities (including shares, warrants, convertible securities) of person belonging to the category "Promoter and Promoter Group"

Sr. No.	Name of the shareholder	Details of Shares held			Encumbered shares			Details of warrants		Details of convertible securities		Total shares (including underlying shares assuming full conversion of warrants and convertible securities) as a % of diluted share capital
		Number of shares held	As a % of grand total (A) + (B) + (C)	No.	As a percentage (VI)/(V) (III)*100	As a % of grand total (A)+(B)+(C) of sub-class (II)(a)	Number of warrants held	As a % total number of warrants of the same class	Number of convertible securities held	As a % total number of convertible securities of the same class		
(I)	(II)	(III)	(IV)	(V)	(VI)=(V)/(III)*100	(VII)	(VIII)	(IX)	(X)	(XI)	(XII)	
1	PANKAJ B DOSHI (AADFC1698L)	4282369	24.89	0	0.00	0	0	0.00	0	0.00	24.89	
2	HARSH B DOSHI (ALEPD7824K)	4282019	24.82	0	0.00	0	0	0.00	0	0.00	24.82	
	TOTAL	8564378	49.6453	0	0.0000	0	0	0.00	0	0.00	49.65	




(D)(c)(i) Statement showing holding of securities (including shares, warrants, convertible securities) of persons belonging to the category "Public" and holding more than 1% of the total number of shares

Sr. No.	Name of the shareholder	Number of shares held	Shares as a percentage of total number of shares (i.e., Grand Total (A)+(B)+(C) Indicated in Statement at para (D)(a) above)	Details of warrants		Details of convertible securities		Total shares (including underlying shares assuming full conversion of warrants and convertible securities) as a % of diluted share capital
				Number of warrants held	As a % total number of warrants of the same class	Number of convertible securities held	% w.r.t total number of convertible securities of the same class	
1	KAMLESH BHUPATRAI DOSHI	400000	2.32	0	0.00	0	0.00	2.32
2	LASHIT SANGHVI	349000	2.02	0	0.00	0	0.00	2.02
3	MUKESH BABU FINANCIAL SERVICES LIMITED	225000	1.30	0	0.00	0	0.00	1.30
4	MADHAVI KAMLESH DOSHI	200000	1.16	0	0.00	0	0.00	1.16
	TOTAL	1174000	6.81	0	0.00	0	0.00	6.81

(D)(c)(ii) Statement showing holding of securities (including shares, warrants, convertible securities) of persons (together with PAC) belonging to the category "Public" and holding more than 5% of the total number of shares of the company

Sr. No.	Name(s) of the shareholder(s) and the Persons Acting in Concert (PAC) with them	Number of shares	Shares as a percentage of total number of shares (i.e., Grand Total (A)+(B)+(C) Indicated in Statement at para (D)(a) above)	Details of warrants		Details of convertible securities		Total shares (including underlying shares assuming full conversion of warrants and convertible securities) as a % of diluted share capital
				Number of warrants	As a % total number of warrants of the same class	Number of convertible securities held	% w.r.t total number of convertible securities of the same class	
1	NIL		0.0000					
	TOTAL	0	0.0000					



Statement showing holding of Depository Receipts (DRs), where underlying shares held by "Promoter/ Promoter Group" are in excess of 1% of the total number of shares (IID) (b)

Sr. No.	Name of the DR Holder	Type of outstanding DR (ADRs, GDRs, SDRs, etc.)	Number of shares underlying outstanding DRs	Shares underlying outstanding DRs as a percentage of total number of shares i.e., Grand Total (A)+(B)+(C) indicated in Statement at para (I)(a) above)
1	NIL	NIL	NIL	NIL
	TOTAL	NIL	NIL	NIL



(D)(d) <u>Statement showing details of locked-in shares</u>				
Sr. No.	Name of the shareholder	Category of shareholder (Promoters/Public)	Number of Locked in Shares	Locked-in shares as a percentage of total number of shares i.e., Grand Total (A)+(B)+(C) indicated in Statement at para (D)(a) above}
1	NIL	NIL	NIL	NIL
TOTAL		NIL	NIL	NIL



(II)(a)	Statement showing details of Depository Receipts (DRs)			
Sr. No.	Type of outstanding DR (ADRs, GDRs, SDRs, etc.)	Number of outstanding DRs	Number of shares underlying outstanding DRs	Shares underlying outstanding DRs as a percentage of total number of shares i.e., Grand Total (A)+(B)+(C) indicated in Statement at para (I)(a) above)
1	NIL	NIL	NIL	NIL
TOTAL		NIL	NIL	NIL

