

**BINANI INDUSTRIES LIMITED**

**(1)(a) Statement Showing Shareholding Pattern**

<b>Name of the Company: BINANI INDUSTRIES LIMITED</b>	
<b>Scrip Code: BSE : 500059</b>	<b>As on : 30th June 2014</b>
<b>Scrip Code: NSE : BINANIIND</b>	<b>Class of Security : Equity Shares</b>

Category code	Category of Shareholder	Number of Shareholders	Total number of shares	Number of shares held in dematerialized form	Total shareholding as a percentage of total number of shares		Shares Pledged or otherwise encumbered	
					As a percentage of (A+B) <sup>1</sup>	As a percentage of (VII)	Number of shares	As a percentage (IX)= (VIII)/(IV)*100
(I)	(II)	(III)	(IV)	(V)	(VI)	(VII)	(VIII)	(IX)= (VIII)/(IV)*100
<b>(A)</b>	<b>Shareholding of Promoter and Promoter Group<sup>2</sup></b>							
<b>1</b>	<b>Indian</b>							
(a)	Individuals/ Hindu Undivided Family	2	1201615	1201615	4.06	4.06	0	0.00
(b)	Central Government/ State Government(s)	0	0	0	0.00	0.00	0	0.00
(c)	Bodies Corporate	6	13921064	13921064	47.04	47.04	0	0.00
(d)	Financial Institutions/ Banks	0	0	0	0.00	0.00	0	0.00
(e)	Any Others(Specify)	0	0	0	0.00	0.00	0	0.00
(e-i)		0	0	0	0.00	0.00	0	0.00
(e-ii)		0	0	0	0.00	0.00	0	0.00
	<b>Sub Total(A)(1)</b>	<b>8</b>	<b>15122679</b>	<b>15122679</b>	<b>51.10</b>	<b>51.10</b>	<b>0</b>	<b>0.00</b>
<b>2</b>	<b>Foreign</b>							
a	Individuals (Non-Residents Individuals/ Foreign Individuals)	1	53125	0	0.00	0.18	0	0.00
b	Bodies Corporate	0	0	0	0.00	0.00	0	0.00
c	Institutions	0	0	0	0.00	0.00	0	0.00
d	Any Others(Specify)	0	0	0	0.00	0.00	0	0.00
d-i		0	0	0	0.00	0.00	0	0.00
d-ii		0	0	0	0.00	0.00	0	0.00
	<b>Sub Total(A)(2)</b>	<b>1</b>	<b>53125</b>	<b>0</b>	<b>0.18</b>	<b>0.18</b>	<b>0</b>	<b>0.00</b>
	<b>Total Shareholding of Promoter and Promoter Group (A)= (A)(1)+(A)(2)</b>	<b>9</b>	<b>15175804</b>	<b>15122679</b>	<b>51.28</b>	<b>51.28</b>	<b>0</b>	<b>0.00</b>
<b>(B)</b>	<b>Public shareholding</b>							
<b>1</b>	<b>Institutions</b>							
(a)	Mutual Funds/ UTI	0	0	0	0.00	0.00	0	0
(b)	Foreign Institutional Institute	5	3325	0	0.01	0.01	0	0
(c)	Financial Institutions/ Banks	10	785985	785225	2.66	2.66	0	0
(d)	Central Government/ State Government(s)	1	90	0	0.00	0.00	0	0
(e)	Venture Capital Funds	0	0	0	0.00	0.00	0	0


W

Category code	Category of Shareholder	Number of Shareholders	Total number of shares	Number of shares held in dematerialized form	Total shareholding as a percentage of total number of shares		Shares Pledged or otherwise encumbered	
					As a percentage of (A+B) <sup>1</sup>	As a percentage of	Number of shares	As a percentage
(I)	(II)	(III)	(IV)	(V)	(VI)	(VII)	(VIII)	(IX)= (VIII)/(IV)*100
(f)	Insurance Companies	0	0	0	0.00	0.00	0	0
(g)	Foreign Institutional Investors	2	56438	56438	0.19	0.19	0	0
(h)	Foreign Venture Capital Investors	0	0	0	0.00	0.00	0	0
(h)	Any Other (specify)	0	0	0	0.00	0.00	0	0
	<b>Sub-Total (B)(1)</b>	<b>18</b>	<b>845838</b>	<b>841663</b>	<b>2.86</b>	<b>2.86</b>	<b>0</b>	<b>0</b>
<b>B 2</b>	<b>Non-institutions</b>							
(a)	Bodies Corporate	505	2078139	2055923	7.02	7.02	4029	0.19
(b)	Individuals							
I	Individuals -i. Individual shareholders holding nominal share capital up to Rs 1 lakh	44462	6877664	5041746	23.24	23.24	57667	0.84
II	ii. Individual shareholders holding nominal share capital in excess of Rs. 1 lakh.	71	3182348	3182348	10.75	10.75	88130	2.77
(c)	Any Other (specify)							
(c-i)	Clearing Member	331	449434	449434	1.52	1.52	2178	0.48
(c-ii)	Office Bearer	66	5550	0	0.02	0.00	0	0.00
(c-iii)	Foreign National	3	5050	0	0.02	0.00	0	0.00
(c-iv)	Non Resident Indians (Repat)	1935	881974	222334	2.98	0.75	0	0.00
(c-v)	Non Resident Indians (Non Repat)	139	93239	92939	0.32	0.31	0	0.00
(c-vi)	Overseas Bodies Corporate	1	100	0	0.00	0.00	0	0.00
(c-vii)	HUF/Trust	3	1285	1260	0.00	0.00	0	0.00
	<b>Sub-Total (B)(2)</b>	<b>47516</b>	<b>13574783</b>	<b>11045984</b>	<b>45.87</b>	<b>43.60</b>	<b>152004</b>	<b>4.29</b>
(B)	<b>Total Public Shareholding (B)= (B)(1)+(B)(2)</b>	<b>47534</b>	<b>14420621</b>	<b>11887647</b>	<b>48.72</b>	<b>48.72</b>	<b>0</b>	<b>0.00</b>
	<b>TOTAL (A)+(B)</b>	<b>47543</b>	<b>29596425</b>	<b>27010326</b>	<b>100.00</b>	<b>100.00</b>	<b>0</b>	<b>0.00</b>
(C)	Shares held by Custodians and against which Depository Receipts have been issued							
1	Promoter and Promoter Group	0.00	0.00	0.00	0.00	0.00	0.00	0.00

W7

Category code	Category of Shareholder	Number of Shareholders	Total number of shares	Number of shares held in dematerialized form	Total shareholding as a percentage of total number of shares		Shares Pledged or otherwise encumbered	
					As a percentage of (A+B) <sup>1</sup>	As a percentage of	Number of shares	As a percentage
(I)	(II)	(III)	(IV)	(V)	(VI)	(VII)	(VIII)	(IX)= (VIII)/(IV)*100
2	Public	0.00	0.00	0.00	0.00	0.00	0.00	0.00
	<b>Sub-Total (C)</b>	0.00	0.00	0.00	0.00	0.00	0.00	0.00
	<b>GRAND TOTAL (A)+(B)+(C)</b>	<b>47543</b>	<b>29596425</b>	<b>27010326</b>		<b>100.00</b>	<b>0</b>	<b>0.00</b>

For BINANI INDUSTRIES LIMITED




K. K. Saraf  
President & Company Secretary

Mumbai  
10th July 2014

**Sub Table 1(a)**

<b>Name of the Company: BINANI INDUSTRIES LIMITED</b>			
<b>Scrip Code, Name of the scrip, class of security: 500059, BINANIIND, Equity Shares</b>			
<b>Quarter ended: 30th June 2014</b>			
<b>Partly paid-up shares:-</b>	<b>No. of partly paid-up shares</b>	<b>As a % of total no. of partly paid-up shares</b>	<b>As a % of total no. of shares of the company</b>
Held by promoter/promoter group	0	0	0
Held by public	0	0	0
<b>Total - D</b>	<b>0</b>	<b>0</b>	<b>0</b>
<b>Outstanding convertible securities:-</b>	<b>No. of outstanding securities</b>	<b>As a % of total no. of outstanding convertible securities</b>	<b>As a % of total no. of shares of the company, assuming full conversion of the convertible securities</b>
Held by promoter/promoter group	0	0	0
Held by public	0	0	0
<b>Total - E</b>	<b>0</b>	<b>0</b>	<b>0</b>
<b>Warrants:-</b>	<b>No. of warrants</b>	<b>As a % of total no. of warrants</b>	<b>As a % of total no. of shares of the company, assuming full conversion of warrants</b>
Held by promoter/promoter group	0	0	0
Held by public	0	0	0
<b>Total - F</b>	<b>0</b>	<b>0</b>	<b>0</b>
<b>Total paid-up capital of the company, assuming full conversion of warrants and convertible securities (Grand Total (A+B+C)+ D+E+F )</b>	<b>29,596,425</b>		<b>100</b>

For BINANI INDUSTRIES LIMITED



**K. K. Saraf**  
President & Company Secretary

Mumbai  
10th July 2014

**BINANI INDUSTRIES LIMITED**

Binani Industries Limited  
BSE : 500559, NSE : BINANIIND  
Equity Shares  
30th June 2014

Name of the Company  
Scrip Code  
Class of Security  
Distribution of Holding

**(ii) Statement showing holding of securities (including shares, warrants, convertible securities) of persons belonging to the category "Promoter and Promoter Group":**

Sr. No.	Name of the Shareholder	Details of Shares held			Encumbered Shares (*)			Details of Warrants			Details of Convertible securities		Total shares (including shares full assuming conversion of warrants and convertible securities) as a % to diluted share capital
		No. of shares held	As a % of grand total (A)+(B)+(C)	No. of shares held	As a percentage (VI) = (V) / (III) * 100	As a % of grand total (A) + (B) + (C) of sub-clause (I) (a)	Number of warrants held	As a % total number of warrants of the same class	Number of Convertible Securities held	As a % total number of convertible securities of the same class	(X)	(XI)	
	(ii)	(iii)	IV	(V)	(VI) = (V) / (III) * 100	(VII)	(IX)	(X)	(XI)	(XIII)			
1	DHARMIK COMMDEAL PVT. LTD	4758750	16.08	0	0	0	NA	NA	NA	NA	NA	NA	
2	VJAYSHREE HOLDINGS PVT. LTD	4288300	14.49	0	0	0	NA	NA	NA	NA	NA	NA	
3	K B VYAPAR PVT LTD	3800930	13.28	0	0	0	NA	NA	NA	NA	NA	NA	
4	KALPANA BINANI	1195365	4.04	0	0	0	NA	NA	NA	NA	NA	NA	
5	MIRACLE COMPOSITES PVT.LTD	444834	1.50	0	0	0	NA	NA	NA	NA	NA	NA	
6	MIRACLE SECURITIES PVT.LTD	440000	1.49	0	0	0	NA	NA	NA	NA	NA	NA	
7	TRITON TRADING CO. PVT.LTD	58250	0.20	0	0	0	NA	NA	NA	NA	NA	NA	
8	RAJ BINANI	53125	0.18	0	0	0	NA	NA	NA	NA	NA	NA	
9	NIDHI SINGHANIA	6250	0.02	0	0	0	NA	NA	NA	NA	NA	NA	
10	TOTAL	15175804	51.28	0	0	0	NA	NA	NA	NA	NA	NA	

Mumbai  
10th July 2014

for BINANI INDUSTRIES LIMITED

  
K. K. Sarda  
PRESIDENT & COMPANY SECRETARY

**BINANI INDUSTRIES LIMITED**

Binani Industries Limited  
 BSE : 500059, NSE : BINANIIND  
 Equity Shares  
 30th June 2014

Name of the Company  
 Scrip Code  
 Class of Security  
 Distribution of Holding

**(U)(C)(I) Statement showing holding of securities (including shares, warrants, convertible securities) of persons belonging to the category "Public" and holding more than 1% of the total number of shares.**

Sr. No.	Name of the Shareholder	Number of Shares held	Shares as a percentage of total number of shares (i.e. Grand Total (A)+(B)+(C) indicated in statement at para (I)(a) above)	Details of Warrants		Details of convertible securities		Total shares (including underlying shares assuming full conversion of warrants and convertible securities) as a % of diluted share capital
				Number of Warrants	As a % total number of warrants of the same class	Number of convertible securities held	% w.r.t. total number of convertible securities of the same class	
1	THE NEW INDIA ASSURANCE CO.LTD	784875	2.65	NA	NA	NA	NA	NA
2	KRISHNAKANT SHAH	613736	2.07	NA	NA	NA	NA	NA
3	DIPAK KANAYALAL SHAH	500000	1.69	NA	NA	NA	NA	NA
4	GLOBE CAPITAL MARKET LTD	450576	1.52	NA	NA	NA	NA	NA
5	CLASSIC TRADECOMM PRIVATE LTD	436725	1.48	NA	NA	NA	NA	NA
	<b>TOTAL</b>	<b>2785912</b>	<b>9.41</b>	<b>NA</b>	<b>NA</b>	<b>NA</b>	<b>NA</b>	<b>NA</b>

for BINANI INDUSTRIES LIMITED



K. K. Saraf  
 PRESIDENT & COMPANY SECRETARY

Mumbai  
 10th July 2014

**BINANI INDUSTRIES LIMITED**

Name of the Company  
Scrip Code  
Class of Security  
Distribution of Holding

Binani Industries Limited  
BSE : 500059. NSE : BINANIIND  
Equity Shares  
30th June 2014

**(I)(c)(ii) Statement showing holding of securities (including shares, warrants, convertible securities) of persons (together with PAC) belonging to the category "Public" and holding more than 5% of the total number of shares of the Company**

Sr. No.	Name (s) of the Shareholder (s) and the Persons Acting in Concert (PAC) with them	Number of Shares	Shares as a percentage of total number of shares (i.e. Grand Total (A)+(B)+(C) indicated in statement at para (I)(a) above)	Details of Warrants		Details of convertible securities		Total shares (including underlying shares assuming full conversion of warrants and convertible securities) as a % of diluted share capital
				Number of Warrants	As a % total number of warrants of the same class	Number of convertible securities held	% w.r.t. total number of convertible securities of the same class	

NOT APPLICABLE

Mumbai  
10th July 2014


for BINANI INDUSTRIES LIMITED



K.K. Saraf  
PRESIDENT & COMPANY SECRETARY

<b>Name of the Company: BINANI INDUSTRIES LIMITED</b>			
<b>Scrip Code, Name of the scrip, class of security: 500059, BINANIIND, Equity Shares</b>			
<b>Quarter ended: 30th June 2014</b>			
<b>(I)(d) Statement showing details of locked-in shares</b>			
<b>Sr. No.</b>	<b>Name of the shareholder</b>	<b>Number of locked in shares</b>	<b>Locked-in shares as a percentage of total number of shares {i.e., Grand Total (A)+(B)+(C) indicated in Statement at para (I)(a) above}</b>
1	Not Applicable	0	0.00
2	Not Applicable	0	0.00
3	Not Applicable	0	0.00
<b>TOTAL</b>		<b>0</b>	<b>0.00</b>

For BINANI INDUSTRIES LIMITED



K. K. Saraf  
President & Company Secretary

Mumbai  
10th July 2014



Name of the Company: BINANI INDUSTRIES LIMITED  
 Scrip Code, Name of the scrip, class of security: 500059, BINANIIND, Equity Shares  
 Quarter ended: 30th June 2014

(II)(a) Statement showing details of Depository Receipts (DRs)

Sr. No.	Type of outstanding DR (ADRs, GDRs, SDRs, etc.)	Number of outstanding DRs	Number of shares underlying outstanding DRs	Shares underlying outstanding DRs as a percentage of total number of shares (i.e., Grand Total (A)+(B)+(C) indicated in Statement at para (I)(a) above)
1	Not Applicable	0	0	0.00
2	Not Applicable	0	0	0.00
<b>TOTAL</b>		<b>0</b>	<b>0</b>	<b>0.00</b>

(II)(b) Statement showing holding of Depository Receipts (DRs), where underlying shares held by "promoter/promoter group" are in excess of 1% of the total number of shares

Sr. No.	Name of the DR Holder	Type of outstanding DR (ADRs, GDRs, SDRs, etc.)	Number of shares underlying outstanding DRs	Shares underlying outstanding DRs as a percentage of total number of shares (i.e., Grand Total (A)+(B)+(C) indicated in Statement at para (I)(a) above)
1	Not Applicable	0	0	0
2	Not Applicable	0	0	0
<b>TOTAL</b>		<b>0</b>	<b>0</b>	<b>0</b>

For BINANI INDUSTRIES LIMITED



K. K. Saraf  
 President & Company Secretary

Mumbai  
 10th July 2014

(III)(a) Statement showing the voting pattern of shareholders , if more than one class of shares securities is issued by the issuer : BINANI INDUSTRIES LIMITED (As on 30.06.2014)  
Give description of voting rights for each class of security )

Class X : The Company has only one class of shares which is Equity Shares hence

Class Y : this clause is not applicable.

Class Z :

Category code (I)	Category of shareholder (II)	Number of voting rights held in each class of securities			Total Voting Rights i.e (VI)	Total Voting Rights i.e VI	
		Class X (III)	Class Y (IV)	Class Z (V)		As a percentage of (A+B) (VII)	As a percentage of (A+B+C) As a percentage (VIII)
(A)	Shareholding of Promoter and Promoter Group						
(1)	Indian	Not Applicable	Not Applicable	Not Applicable			
(a)	Individuals/ Hindu Undivided Family						
(b)	Central Government/ State Government(s)						
(c)	Bodies Corporate						
(d)	Financial Institutions/ Banks						
(e)	Any Other (specify)						
	<b>Sub-Total (A)(1)</b>						
(2)	Foreign	Not Applicable	Not Applicable	Not Applicable			
(a)	Individuals (Non-Resident Individuals/ Foreign Individuals)						
(b)	Bodies Corporate						
(c)	Institutions						
(d)	Any Other (specify)						
	<b>Sub-Total (A)(2)</b>	Not Applicable	Not Applicable	Not Applicable			

W

Category code	Category of shareholder	Number of voting rights held in each class of securities			Total Voting Rights	Total Voting Rights i.e VI	
		Not Applicable	Not Applicable	Not Applicable			
	<b>Total Shareholding of Promoter and Promoter Group</b> (A) = (A)(1) + (A)(2)	Not Applicable	Not Applicable	Not Applicable			
<b>(B)</b>	<b>Public Shareholding</b>	Not Applicable	Not Applicable	Not Applicable			
<b>(1)</b>	<b>Institutions</b>						
(a)	Mutual Funds/ UTI						
(b)	Financial Institutions/ Banks						
(c)	Central Government/ State Government(s)						
(d)	Venture Capital Funds						
(e)	Insurance Companies						
(f)	Foreign Institutional Investors						
(g)	Foreign Venture Capital Investors						
(h)	Any Other						
	<b>Sub-Total (B)(1)</b>						
<b>(2)</b>	<b>Non-institutions</b>						
(a)	Bodies Corporate						
(b)	Individuals - 1. Individual shareholders holding nominal share capital up to Rs. 1 lakh. 2. Individual shareholders holding nominal share capital in excess of Rs. 1 lakh.						
(c)	Any Other (specify) 1. Clearing Members 2. NRIs 3. Foreign Companies						
	<b>Sub-Total (B)(2)</b>	Not Applicable	Not Applicable	Not Applicable			

W

Category code	Category of shareholder	Number of voting rights held in each class of securities			Total Voting Rights	Total Voting Rights i.e VI	
		Not Applicable	Not Applicable	Not Applicable			
	Total Public Shareholding (B) (B)(1)+(B)(2)	Not Applicable	Not Applicable	Not Applicable			
	TOTAL (A)+(B)						
(C)	Shares held by Custodians and against which Depository Receipts have been issued	Not Applicable	Not Applicable	Not Applicable			
	GRAND TOTAL (A) + (B) + (C)	Not Applicable	Not Applicable	Not Applicable			

For BINANI INDUSTRIES LIMITED



K. K. Saraf  
President & Company Secretary

Mumbai  
10<sup>th</sup> July 2014