


Introductory sub-table (I)(a)

Name of the Company: BIHAR SPONGE IRON LIMITED

Scrip Code: 500058, Name of the scrip: BIHSPONG, class of security: EQUITY


Quarter ended: 30TH SEPTEMBER, 2014

Partly paid-up shares:-	No. of partly paid-up shares	As a % of total no. of partly paid-up shares	As a % of total no. of shares of the company
Held by promoter/promoter group	NIL	NIL	NIL
Held by public	NIL	NIL	NIL
Total	0	0	NIL
Outstanding convertible securities:-	No. of outstanding securities	As a % of total no. of outstanding convertible securities	As a % of total no. of shares of the company, assuming full conversion of the convertible securities
Held by promoter/promoter group	NIL	NIL	NIL
Held by public	NIL	NIL	NIL
Total	0	0	NIL
Warrants:-	No. of warrants	As a % of total no. of warrants	As a % of total no. of shares of the company, assuming full conversion of warrants
Held by promoter/promoter group	NIL	NIL	NIL
Held by public	NIL	NIL	NIL
Total	0	0	NIL
Total paid-up capital of the company, assuming full conversion of warrants and convertible securities			
			90205403 Shares of Face Value Rs. 10, each amounting to Rs. 902054039


 MANOJ KUMAR
 Company Secretary

Statement Showing Shareholding Pattern

Table I(a)									
Category Shareholder code	Category of Shareholder	Number of Shareholders	Total number of shares	Number of shares held in dematerialized form	Total shareholding as a percentage of total number of shares		Number of Shares Pledged or otherwise encumbered	As a percentage	= (VIII)/(IV)*
					As a percentage of (A+B) ¹	As a percentage of (A+B+C)			
(I)	(II)	(III)	(IV)	(V)	(VI)	(VII)	(VIII)	(IX)	(X)
(A)	Shareholding of Promoter and Promoter								
1	Indian								
(a)	Individuals/ Hindu Undivided Family								
(b)	Central Government/ State Government(s)	6	3765014	3739164	4.17	4.17	0	0.00	
(c)	Bodies Corporate	1	6759960	6759960	7.49	7.49	0	0.00	
(d)	Financial Institutions/ Banks	6	52027605	19527305	57.68	57.68	32500300	62.47	
(e)	Any Others(Specify)	0	0	0	0.00	0.00	0		
(e-i)		0	0	0	0.00	0.00	0		
(e-ii)		0	0	0	0.00	0.00	0		
	Sub Total(A)(I)	13	62552579	30026429	69.34	69.34	32500300	51.96	
2	Foreign								
a	Individuals (Non-Residents Individuals/ Foreign Individuals)								
b	Bodies Corporate	0	0	0	0.00	0.00	0		
c	Institutions	0	0	0	0.00	0.00	0		
d	Qualified Foreign Investor	0	0	0	0.00	0.00	0		
e	Any Others(Specify)	0	0	0	0.00	0.00	0		
e-i		0	0	0	0.00	0.00	0		
e-ii									
	Sub Total(A)(2)	0	0	0	0.00	0.00	0		
	Total Shareholding of Promoter and	13	62552579	30026429	69.34	69.34	32500300	51.96	
(B)	Public shareholding								


MANOJ KUMAR
 Company Secretary

for BILAKI STEEL IRON LTD.

I Institutions									
(a)	Mutual Funds/ UTI	14	64550	38070	0.07	0.07	0	0.00	
(b)	Financial Institutions /Banks	11	115820	113600	0.13	0.13	0	0.00	
(c)	Central Government/ State Government(s)	0	0	0	0.00	0.00	0	0.00	
(d)	Venture Capital Funds	0	0	0	0.00	0.00	0	0.00	
(e)	Insurance Companies	0	0	0	0.00	0.00	0	0.00	
(f)	Foreign Institutional Investors	1	186374	186374	0.21	0.21	0	0.00	
(g)	Foreign Venture Capital Investors	0	0	0	0.00	0.00	0	0.00	
(h)	Qualified Foreign Investor	0	0	0	0.00	0.00	0	0.00	
(i)	Any Other (Specify)	0	0	0	0.00	0.00	0	0.00	
(i-ii)		0	0	0	0.00	0.00	0	0.00	
(i-ii)		0	0	0	0.00	0.00	0	0.00	
	Sub-Total (B)(1)	26	366744	338044	0.41	0.41	0	0.00	
B 2	Non-institutions								
(a)	Bodies Corporate	477	3026066	2891616	3.35	3.35	0	0.00	
(b)	Individuals				0.00	0.00			
	Individuals - i. Individual shareholders holding nominal share capital up to Rs 1 lakh								
I		56724	15240981	8575917	16.90	16.90	0	0.00	
II	ii. Individual shareholders holding nominal share capital in excess of Rs. 1 lakh.	154	7859985	7765832	8.71	8.71	0	0.00	
(c)	Qualified Foreign Investor	0	0	0	0.00	0.00	0	0.00	
(d-i)	Trust	3	320	320	0.00	0.00	0	0.00	
(d-ii)	Foreign Nationals	1	100	100	0.00	0.00	0	0.00	
(d-iii)	NRI	701	619889	265324	0.69	0.69	0	0.00	
(d-iv)	Clearing Members	7	6670	6670	0.01	0.01	0	0.00	
(d-v)	HUF	345	532069	532069	0.59	0.59	0	0.00	
	Sub-Total (B)(2)	58412	27286080	20037848	30.25	30.25	0	0.00	
(B)	Total Public Shareholding (B)= (B)(1)+(B)(2)	58438	27652824	20375892	30.66	30.66	0	0.00	
	TOTAL (A)+(B)	58451	90205403	50402321	100.00	100.00	32500300	36.03	
(C)	Shares held by Custodians and against which Depository Receipts have been issued								
1	Promoter and Promoter Group	0	0	0	0	0	0		
2	Public	0	0	0	0	0	0		
	Sub-Total (C)	0	0	0	0	0	0	0	
	GRAND TOTAL (A)+(B)+(C)	58451	90205403	50402321	100.00	100.00	32500300	36.03	


For Director SPONGE IRON LTD.

MANOJ KUMAR
Company Secretary

(1) (b) Statement showing holding of securities (including shares, warrants, convertible securities) of persons belonging to the category "Promoter and Promoter Group"

Sr. No.	Name of the shareholder	Details of Shares held			Encumbered shares (*)			Details of warrants			Details of convertible securities		Total shares (including underlying shares assuming full conversion of warrants and convertible securities) as a % of diluted share capital
		Number of shares held	As a % of grand total (A)+(B)+(C)	No.	As a percentage (V)=(V1)/(III)*100	As a % of grand total (A)+(B)+(C) of sub-clause (I)(a)	Number of warrants held	As a % total number of warrants of the same class	Number of convertible securities held	As a % total number of convertible securities of the same class			
1	ABHSHK KUMAR MODI	1100	0.00	0	0.00	0.00	0	0	0	0	0		
2	HEMANTI MODI	1100	0.00	0	0.00	0.00	0	0	0	0	0		
3	SETH UMESH KUMAR MODI (HUF)	2750	0.00	0	0.00	0.00	0	0	0	0	0		
4	SMT KUM KUM MODI	5500	0.01	0	0.00	0.00	0	0	0	0	0		
5	MEGHNA MODI	15400	0.02	0	0.00	0.00	0	0	0	0	0		
6	UMESH KUMAR MODI AAPPM6795H	3739164	4.15	0	0.00	0.00	0	0	0	0	0		
7	BIHAR STATE INDUSTRIAL DEVELOPMENT CORPN. LTD.	6759960	7.49	0	0.00	0.00	0	0	0	0	0		
8	ABHIRAM LEASING AND INVESTMENTS PVT LTD	500	0.00	0	0.00	0.00	0	0	0	0	0		
9	A TO Z HOLDING PVT LTD	1700500	1.89	0	0.00	0.00	0	0	0	0	0		
10	MODI INDUSTRIES LIMITED	1999960	2.22	0	0.00	0.00	0	0	0	0	0		
11	LONGWELL INVESTMENT PVT LTD	4033012	4.47	0	0.00	0.00	0	0	0	0	0		
12	MODERATE LEASING AND CAPITAL SERVICES LTD	11793333	13.07	0	0.00	0.00	0	0	0	0	0		
13	MODERATE LEASING AND CAPITAL SERVICES LTD	32500300	36.03	0	100.00	36.03	0	0	0	0	0		
TOTAL		62552579	69.34	32500300	51.96	36.03	0	0	0	0	0		

(*) The term "encumbrance" has the same meaning as assigned to it in regulation 28(3) of the SASR Regulations, 2011

MANOJ KUMAR
 Company Secretary


IRON LTD.

(D)(c)(i) Statement showing holding of securities (including shares, warrants, convertible securities) of persons belonging to the category "Public" and holding more than 1% of the total number of shares

Sr. No.	Name of the shareholder	Number of shares held	Shares as a percentage of total number of shares i.e., Grand Total (A)+(B)+(C) indicated in Statement at para (D)(a) above}	Details of warrants		Details of convertible securities		Total shares (including underlying shares assuming full conversion of warrants and convertible securities) as a % of diluted share capital
				Number of warrants held	As a % total number of warrants of the same class	Number of convertible securities held	% w.r.t total number of convertible securities of the same class	
1			0.00					
2			0.00					
3			0.00					
4			0.00					
5			0.00					
6			0.00					
7			0.00					
8			0.00					
9			0.00					
10			0.00					
TOTAL		0	0.00	0				

FOR BIHAR SPONGE IRON LTD.

MANOJ KUMAR
Company Secretary

(D)(c)(ii) Statement showing holding of securities (including shares, warrants, convertible securities) of persons (together with PAC) belonging to the category "Public" and holding more than 5% of the total number of shares of the company

Sr. No.	Name(s) of the shareholder(s) and the Persons Acting in Concert (PAC) with them	Number of shares	Shares as a percentage of total number of shares i.e., Grand Total (A)+(B)+(C) indicated in Statement at para (D)(a) above}	Details of warrants		Details of convertible securities		Total shares (including underlying shares assuming full conversion of warrants and convertible securities) as a % of diluted share capital
				Number of warrants	As a % total number of warrants of the same class	Number of convertible securities held	% w.r.t total number of convertible securities of the same class	
1			0.00					
2			0.00					
3			0.00					
4			0.00					
5			0.00					
6			0.00					
7			0.00					
8			0.00					
9			0.00					
10			0.00					
TOTAL		0	0.00	0				0

FOR BIHAR SPONGE IRON LTD.

MANOJ KUMAR
Company Secretary

(D)(d) Statement showing details of locked-in shares

Sr. No.	Name of the shareholder	Number of locked-in shares	Locked-in shares as a percentage of total number of shares {i.e., Grand Total (A)+(B)+(C) indicated in Statement at para (D)(a) above}
1			0.00
2			0.00
3			0.00
4			0.00
5			0.00
6			0.00
7			0.00
8			0.00
9			0.00
TOTAL		0	0.00

FOR DIRECTOR GENERAL



MANOJ KUMAR
Company Secretary

(II)(a) Statement showing details of Depository Receipts (DRs)			
Sr. No.	Type of outstanding DR (ADRs, GDRs, SDRs, etc.)	Number of outstanding DRs	Number of shares underlying outstanding DRs
1			
2			
3			
4			
5			
6			
7			
8			
9			
TOTAL		0	0

Shares underlying outstanding DRs as a percentage of total number of shares {i.e., Grand Total (A)+(B)+(C) indicated in Statement at para (I)(a) above}

0.00
0.00
0.00
0.00
0.00
0.00
0.00
0.00
0.00
0.00

for BIHAR SPONGES & CHEMICALS LTD.

MANOJ KUMAR
Company Secretary

(II)(b) Statement showing holding of Depository Receipts (DRs), where underlying shares held by "promoter/promoter group" are in excess of 1% of the total number of shares

Sr. No.	Name of the DR Holder	Type of outstanding DR (ADRs, GDRs, SDRs, etc.)	Number of shares underlying outstanding DRs	Shares underlying outstanding DRs as a percentage of total number of shares i.e., Grand Total (A)+(B)+(C) indicated in Statement at para (I)(a) above}
1				0.00
2				0.00
3				0.00
4				0.00
5				0.00
6				0.00
7				0.00
8				0.00
9				0.00
TOTAL			0	0.00

for BILMAR SECURITIES LTD.

MANOJ KUMAR
Company Secretary