

**Introductory sub-table (I)(a)**


**Name of the Company:** BIHAR SPONGE IRON LIMITED  
**Scrip Code, 500058**      **Name of the scrip, BIHSONG**      **class of security: Equity Shares**  
**Quarter ended: 31/03/2014**

Partly paid-up shares:-	No. of partly paid-up shares	As a % of total no. of partly paid-up shares		As a % of total no. of shares of the company	
Held by promoter/promoter group	0	0	0	0	0
Held by public	0	0	0	0	0
<b>Total</b>	<b>0</b>	<b>0</b>	<b>0</b>	<b>0</b>	<b>0</b>

Outstanding convertible securities:- No. of outstanding securities	As a % of total no. of outstanding convertible securities		As a % of total no. of shares of the company, assuming full conversion of the convertible securities	
Held by promoter/promoter group	0	0	0	0
Held by public	0	0	0	0
<b>Total</b>	<b>0</b>	<b>0</b>	<b>0</b>	<b>0</b>

Warrants:-	No. of warrants	As a % of total no. of warrants		As a % of total no. of shares of the company, assuming full conversion of warrants	
Held by promoter/promoter group	0	0	0	0	0
Held by public	0	0	0	0	0
<b>Total</b>	<b>0</b>	<b>0</b>	<b>0</b>	<b>0</b>	<b>0</b>

**Total paid-up capital of the company, assuming full conversion of warrants and convertible securities**      90205403 fully paid up Equity Shares of Face Value of Rs 10 each amounting to Rs 90205430


  
**MANOJ KUMAR**  
 (Company Secretary)

For BIHAR SPONGE IRON LTD.

**Statement Showing Shareholding Pattern**


Category of Shareholder	Table (D)(a)				Total shareholding as a percentage of total number of shares		Shares Pledged or otherwise encumbered
	Number of Shareholders	Total number of shares	Number of shares held in dematerialized form	As a percentage of (A+B) <sup>1</sup>	As a percentage of (A+B+C)	Number of shares	
(A) Shareholding of Promoter and Promoter 1	(II)	(III)	(IV)	(V)	(VI)	(VII)	(IX) = (VII)/(IV)*100
(a) Individuals/ Hindu Undivided Family							
(b) Central Government/ State Government(s)	6	3765014	3739164	4.17	4.17	0	0.00
(c) Bodies Corporate	1	6759960	6759960	7.49	7.49	0	0.00
(d) Financial Institutions/ Banks	6	52027605	19527305	57.68	57.68	32500300	62.47
(e) Any Others (Specify)	0	0	0	0.00	0.00	0	0.00
(e-i)	0	0	0	0.00	0.00	0	0.00
(e-ii)	0	0	0	0.00	0.00	0	0.00
<b>Sub Total(A)(I)</b>	<b>13</b>	<b>62552579</b>	<b>30026429</b>	<b>69.34</b>	<b>69.34</b>	<b>32500300</b>	<b>51.96</b>
2 Foreign							
a Individuals (Non-Residents Individuals/ Foreign Individuals)	0	0	0	0.00	0.00	0	0.00
b Bodies Corporate	0	0	0	0.00	0.00	0	0.00
c Institutions	0	0	0	0.00	0.00	0	0.00
d Qualified Foreign Investor	0	0	0	0.00	0.00	0	0.00
e Any Others (Specify)	0	0	0	0.00	0.00	0	0.00
e-i	0	0	0	0.00	0.00	0	0.00
e-ii	0	0	0	0.00	0.00	0	0.00
<b>Sub Total(A)(2)</b>	<b>0</b>	<b>0</b>	<b>0</b>	<b>0.00</b>	<b>0.00</b>	<b>0</b>	<b>0.00</b>
<b>Total Shareholding of Promoter and 1</b>	<b>13</b>	<b>62552579</b>	<b>30026429</b>	<b>69.34</b>	<b>69.34</b>	<b>32500300</b>	<b>51.96</b>
(B) Public shareholding							
1 Institutions	14	64550	38070	0.07	0.07	0	0.00
(a) Mutual Funds/ UTI							

For BIHAR SPONGE IRON LTD.

  
**MANOJ KUMAR**  
 (Company Secretary)

(b)	Financial Institutions / Banks	11	115820	113600	0.13	0.13	0	0.00
(c)	Central Government/ State Government(s)							
(d)	Venture Capital Funds	0	0	0	0.00	0.00	0	0.00
(e)	Insurance Companies	0	0	0	0.00	0.00	0	0.00
(f)	Foreign Institutional Investors	2	668584	668584	0.74	0.74	0	0.00
(g)	Foreign Venture Capital Investors	0	0	0	0.00	0.00	0	0.00
(h)	Qualified Foreign Investor	0	0	0	0.00	0.00	0	0.00
(i)	Any Other (specify)	0	0	0	0.00	0.00	0	0.00
(i-i)		0	0	0	0.00	0.00	0	0.00
(i-ii)		0	0	0	0.00	0.00	0	0.00
	Sub-Total (B)(1)	27	848954	820254	0.94	0.94	0	0.00
B 2	Non-institutions							
(a)	Bodies Corporate	462	3043786	2909236	3.37	3.37	0	0.00
(b)	Individuals							
	Individuals - i. Individual shareholders holding nominal share capital up to Rs 1 lakh	57420	15493444	8802215	17.18	17.18	0	0.00
II	ii. Individual shareholders holding nominal share capital in excess of Rs. 1 lakh.							
(c)	Qualified Foreign Investor	156	7032403	6928250	7.80	7.80	0	0.00
(d)	Trust	0	0	0	0.00	0.00	0	0.00
(d-i)	NRI & Foreign Nationals	2	120	120	0.00	0.00	0	0.00
(d-ii)	HUF	708	636541	280436	0.71	0.71	0	0.00
(d-iii)	Clearing Members	355	587391	587391	0.65	0.65	0	0.00
	Sub-Total (B)(2)	59116	26803870	19517833	29.71	29.71	0	0.00
(B)	Total Public Shareholding (B)= (B)(1)+(B)(2)	59143	27652824	20338087	30.66	30.66	0	0.00
	TOTAL (A)+(B)	59156	90205403	50364516	100.00	100.00	32500300	36.03
(C)	Shares held by Custodians and against which Depository Receipts have been issued							
1	Promoter and Promoter Group	0	0	0	0	0.00	0	0.00
2	Public	0	0	0	0	0.00	0	0.00
	Sub-Total (C)	0	0	0	NA	0	0	0
	GRAND TOTAL (A)+(B)+(C)	59156	90205403	50364516	NA	100.00	32500300	36.03

For BIHAR SPONGE IRON LTD.

  
 MANOJ KUMAR  
 (Company Secretary)

(D)(b) Statement showing holding of securities (including shares, warrants, convertible securities) of persons belonging to the category "Promoter and Promoter Group"

Sr. No.	Name of the shareholder	Details of Shares held			Encumbered shares (*)		Details of warrants			Details of convertible securities		Total shares (including underlying shares assuming full conversion of warrants and convertible securities of the same class)
		Number of shares held	As a % of grand total (A)+(B)+(C)	No.	As a percentage $\eta = (M/N) * 100$	As a % of grand total (A)+(B)+(C) of sub-clause (I)(a)	Number of warrants held	As a % total number of warrants of the same class	Number of convertible securities held	As a % total number of convertible securities of the same class		
(i)	(ii)	(iii)	(iv)	(v)	$\eta = (M/N) * 100$	(vi)	(vii)	(viii)	(ix)	(x)	(xi)	(xii)
1	Abhishek Kumar Modi	1100	0.00	0	0.00	0.00	0	0	0	0	0	0
2	Hemant Modi	1100	0.00	0	0.00	0.00	0	0	0	0	0	0
3	Seth Umesh Kumar Modi (HUF)	2750	0.00	0	0.00	0.00	0	0	0	0	0	0
4	Kum Kuma Modi	5500	0.01	0	0.00	0.00	0	0	0	0	0	0
5	Meghna Modi	15400	0.02	0	0.00	0.00	0	0	0	0	0	0
6	Umesh Kumar Modi	3739164	4.15	0	0.00	0.00	0	0	0	0	0	0
7	Bihar State Industrial Development Corporation	6759960	7.49	0	0.00	0.00	0	0	0	0	0	0
8	Modi Industries Limited	1999960	2.22	0	0.00	0.00	0	0	0	0	0	0
9	Longwell Investment Pvt. Ltd.	4033012	4.47	0	0.00	0.00	0	0	0	0	0	0
10	Moderate Leasing & Capital Services Ltd.	32500300	36.03	0	100.00	36.03	0	0	0	0	0	0
11	A to Z Holding Pvt. Ltd.	1700500	1.89	0	0.00	0.00	0	0	0	0	0	0
12	Abhikun Leasing & Investment Pvt. Ltd.	500	0.00	0	0.00	0.00	0	0	0	0	0	0
13	Moderate Leasing & Capital Services Ltd.	11793333	13.07	0	0.00	0.00	0	0	0	0	0	0
<b>TOTAL</b>		<b>62552579</b>	<b>69.34</b>	<b>0</b>	<b>51.96</b>	<b>36.03</b>	<b>0</b>	<b>0</b>	<b>0</b>	<b>0</b>	<b>0</b>	<b>0</b>


(\*) The term "encumbrance" has the same meaning as assigned to it in regulation 28(3) of the SAST Regulations, 2011

  
**MANOJ KUMAR**  
 (Company Secretary)

**(D)(c)(i) Statement showing holding of securities (including shares, warrants, convertible securities) of persons belonging to the category "Public" and holding more than 1% of the total number of shares**

Sr. No.	Name of the shareholder	Number of shares held	Shares as a percentage of total number of shares i.e., Grand Total (A)+(B)+(C) indicated in Statement at para (I)(a) above}	Details of warrants		Details of convertible securities		Total shares (including underlying shares assuming full conversion of warrants and convertible securities) as a % of diluted share capital
				Number of warrants held	As a % of total number of warrants of the same class	Number of convertible securities held	% w.r.t total number of convertible securities of the same class	
1								
2								
3								
4								
5								
6								
7								
8								
9								
10								
<b>TOTAL</b>								


For BIHAR SPONGE IRON LTD.

  
**MANOJ KUMAR**  
 (Secretary)

(D)(d) Statement showing details of locked-in shares

Sr. No.	Name of the shareholder	Number of locked-in shares	Locked-in shares as a percentage of total number of shares (i.e., Grand Total (A)+(B)+(C) indicated in Statement at para (D)(a) above)
1			
2			
3			
4			
5			
6			
7			
8			
9			
TOTAL			


For BIHAR SPONGE IRON LTD.

  
MANOJ KUMAR  
(Company Secretary)

(IX)(ii) Statement showing holding of securities (including shares, warrants, convertible securities) of persons (together with PAC) belonging to the category "Public" and holding more than 5% of the total number of shares of the company

Sr. No.	Name(s) of the shareholder(s) and the Persons Acting in Concert (PAC) with them	Number of shares	Shares as a percentage of total number of shares (A)+(B)+(C) indicated in Statement at para (1)(a) above}	Details of warrants		Details of convertible securities		Total shares (including underlying shares assuming full conversion of warrants and convertible securities) as a % of diluted share capital
				Number of warrants	As a % total number of warrants of the same class	Number of convertible securities held	% w.r.t total number of convertible securities of the same class	
1								
2								
3								
4								
5								
6								
7								
8								
9								
10								
TOTAL								


For BIHAR SPONGE IRON LTD.

  
**MANOJ KUMAR**  
 (Company Secretary)

(II)(a) Statement showing details of Depository Receipts (DRs)

Sr. No.	Type of outstanding DR (ADRs, GDRs, SDRs, etc.)	Number of outstanding DRs	Number of shares underlying outstanding DRs	Shares underlying outstanding DRs as a percentage of total number of shares {i.e., Grand Total (A)+(B)+(C) indicated in Statement at para (I)(a) above}
1				
2				
3				
4				
5				
6				
7				
8				
9				
NIL				
TOTAL				

For BIHAR SPONGE IRON LTD.

  
 MANOJ KUMAR  
 (Company Secretary)



