

Introductory sub-table (I)(a)

Name of the Company: Bihar Sponge Iron Limited

Script Code, 500058 Name of the scrip, BIHSONG

class of security, Equity Shares

Quarter ended: 30th June, 2014

Partly paid-up shares:-	No. of partly paid-up shares	As a % of total no. of partly paid-up shares	As a % of total no. of shares of the company
Held by promoter/promoter group		0	0
Held by public		0	0
Total	0	0	0


Outstanding convertible securities:- No. of outstanding securities	As a % of total no. of outstanding convertible securities	As a % of total no. of shares of the company, assuming full conversion of the convertible securities
Held by promoter/promoter group	0	0
Held by public	0	0
Total	0	0

Warrants:-	No. of warrants	As a % of total no. of warrants	As a % of total no. of shares of the company, assuming full conversion of the convertible securities
Held by promoter/promoter group		0	0
Held by public		0	0
Total	0	0	0

Total paid-up capital of the company, assuming full conversion of warrants and convertible securities

90205403 shares of face value Rs. 10 each amounting to Rs. 902054030

BIHAR SPONGE IRON LTD.


MANOJ KUMAR
 Company Secretary

FOR BIHAR SPONGE IRON LTD.

MANOJ KUMAR
 Company Secretary


Statement Showing Shareholding Pattern

Category code	Category of Shareholder	Table IX(a)				Total shareholding as a percentage of total number of shares	As a percentage of (A+B+C)	Number of shares	As a percentage of (D+E+V+V1+V2)
		Number of Shareholders	Total number of shares	Number of shares held in dematerialized form	As a percentage of (A+B)				
(I)	Shareholding of Promoter and Promoter	(II)	(IV)	(V)	(VI)	(VII)	(VIII)	(IX)	
(A)	Indian								
1	Individuals/ Hindu Undivided Family	6	3763014	3739164	4.17	4.17	0	0.00	
(b)	Central Government/ State Government(s)	1	6759960	6759960	7.49	7.49	0	0.00	
(c)	Bodies Corporate	6	52027605	19527305	57.68	57.68	32500301	62.47	
(d)	Financial Institutions/ Banks	0	0	0	0.00	0.00	0	0.00	
(e)	Any Others (Specify)	0	0	0	0.00	0.00	0	0.00	
(e-i)					0.00	0.00		0.00	
(e-ii)					0.00	0.00		0.00	
	Sub Total (AX1)	13	62582579	30026429	69.34	69.34	32500301	62.47	
2	Foreign								
a	Individuals (Non-Residents Individuals/ Foreign Individuals)	0	0	0	0.00	0.00	0	0.00	
b	Bodies Corporate	0	0	0	0.00	0.00	0	0.00	
c	Institutions	0	0	0	0.00	0.00	0	0.00	
d	Qualified Foreign Investor	0	0	0	0.00	0.00	0	0.00	
e	Any Others (Specify)	0	0	0	0.00	0.00	0	0.00	
e-i									
e-ii									
	Sub Total (AX2)	0	0	0	0.00	0.00	0	0.00	
	Total Shareholding of Promoter and	13	62582579	30026429	69.34	69.34	32500301	51.96	
(B)	Public shareholding								
1	Institutions	14	64550	38070	0.07	0.07	0	0.00	
(a)	Mutual Funds/ UTT	11	115820	113600	0.13	0.13	0	0.00	
(b)	Financial Institutions/ Banks	0	0	0	0.00	0.00	0	0.00	
(c)	Central Government/ State Government(s)	0	0	0	0.00	0.00	0	0.00	
(d)	Venture Capital Funds	0	0	0	0.00	0.00	0	0.00	
(e)	Insurance Companies	2	668384	668384	0.74	0.74	0	0.00	
(f)	Foreign Institutional Investors	0	0	0	0.00	0.00	0	0.00	
(g)	Foreign Venture Capital Investors	0	0	0	0.00	0.00	0	0.00	
(h)	Qualified Foreign Investor	0	0	0	0.00	0.00	0	0.00	
(i)	Any Other (Specify)				0.00	0.00		0.00	
(i-i)									
(i-ii)									
	Sub Total (BX1)	27	848954	820254	0.94	0.94	0	0.00	

FOR BIHAR SPONGE IRON LTD.

[Signature]
 MANOJ KUMAR
 Company Secretary


B.2	Non-institutions																
(a)	Bodies Corporate	479	3059672	2925222	3.39	3.39	0										0.00
(b)	Individuals				0.00	0.00											
	i. Individual shareholders holding nominal share capital up to Rs. 1 lakh	56958	15288766	8609737	16.95	16.95	0										0.00
	ii. Individual shareholders holding nominal share capital in excess of Rs. 1 lakh	150	7239993	7155440	8.05	8.05	0										0.00
(c)	Qualified Foreign Investor	0	0	0	0.00	0.00	0										0.00
(d)	Trust	3	320	320	0.00	0.00	0										0.00
(d-1)	Ind/Foreign nationals	708	627629	272794	0.70	0.70	0										0.00
(d-ii)	Clearing members	16	18057	18057	0.02	0.02	0										0.00
(d-iii)	HUF	347	549833	549833	0.61	0.61	0										0.00
	Sub-Total (BX2)	58661	26908970	19531403	29.71	29.71	0										0.00
(B)	Total Public Shareholding (B)- (B)(1)+(BX2)	58688	27652824	20351657	30.66	30.66											
	TOTAL (A)+(B)	58701	90205403	50378086	100.00	100.00	32500300										36.03
(C)	Shares held by Custodians and against which Depository Receipts have been Issued																
1	Promoter and Promoter Group																0.00
2	Public																0.00
	Sub-Total (C)	0	0	0			0										
	GRAND TOTAL (A)+(B)+(C)	58701	90205403	50378086	N.A.	100.00	32500300										36.03

FOR BIHAR SPONGE IRON LTD.

 MANOJ KUMAR
 COMPANY SECRETARY

(1)(b) Statement showing holder of securities (including shares, warrants, convertible securities) of person/individuals to the extent "Promoter and Promoter Group"

Sl. No.	Name of the shareholder	Details of Shares held			Exercisable shares (*)		Details of warrant		Details of convertible securities		Total shares (including underlying warrants) amounting to 100% of the paid up capital (including convertible securities)
		Number of shares held	As a % of paid up capital (A)/(B) x 100	(A) + (B) + (C)	No.	As a percentage of exercisable shares (%)	As a % of paid up capital (A)/(B) x 100	Number of warrant of the same class (D)	As a % of total exercisable securities of the same class (E)	As a % of total exercisable securities of the same class (F)	
01	MANISH KUMAR MOH	1100	0.00	0	0.00	0	0	0	0	0	
02	HEMAN MOH	1100	0.00	0	0.00	0	0	0	0	0	
03	SETTI BHUSH KUMAR MOH IHR	2120	0.00	0	0.00	0	0	0	0	0	
04	SETTI BHUSH MOH	3200	0.01	0	0.00	0	0	0	0	0	
05	HEERINA MOH	13400	0.02	0	0.00	0	0	0	0	0	
06	BIHAR STATE INDUSTRIAL CORPORATION LTD	31721164	4.15	0	0.00	0	0	0	0	0	
07	BIHAR STATE INDUSTRIAL CORPORATION LTD	67722960	7.49	0	0.00	0	0	0	0	0	
08	ABHINAV LEASING & INVESTMENTS LTD	3600	0.00	0	0.00	0	0	0	0	0	
09	A TO Z HOLDING LTD	1206200	1.52	0	0.00	0	0	0	0	0	
10	MOH INDUSTRIES LTD	1922960	2.42	0	0.00	0	0	0	0	0	
11	MOH INDUSTRIES LTD	4029011	4.41	0	0.00	0	0	0	0	0	
12	MOH INDUSTRIES LTD	11203333	13.01	0	0.00	0	0	0	0	0	
13	MOH INDUSTRIES LTD	31200300	36.01	0	0.00	0	0	0	0	0	
14	MOH INDUSTRIES LTD	62322179	69.34	0	51.96	0	0	0	0	0	
	TOTAL										

(*) This term "exercisable" has the same meaning as assigned to it in regulation 28(1) of the SEBI Regulations, 2011

FOR BIHAR SPONGE IRON LTD.

MANOJ KUMAR
 COMPANY SECRETARY

(D)(c)(i) Statement showing holding of securities (including shares, warrants, convertible securities) of persons belonging to the category "Public" and holding more than 1% of the total number of shares

Sr. No.	Name of the shareholder	Number of shares held	Shares as a percentage of total number of shares {i.e., Grand Total (A)+(B)+(C) indicated in Statement at para (D)(a) above}	Details of warrants		Details of convertible securities		Total shares (including underlying shares assuming full conversion of warrants and convertible securities) as a % of diluted share capital
				Number of warrants held	As a % total number of warrants of the same class	Number of convertible securities held	% w.r.t total number of convertible securities of the same class	
1			0.00	0	0	0	0	
2			0.00	0	0	0	0	
3			0.00	0	0	0	0	
4			0.00	0	0	0	0	
5			0.00	0	0	0	0	
6			0.00	0	0	0	0	
7			0.00	0	0	0	0	
8			0.00	0	0	0	0	
9			0.00	0	0	0	0	
10			0.00	0	0	0	0	
				0	0	0	0	
				0	0	0	0	
TOTAL		0	0.00	0	0	0	0	0

For BIHAR SPONGE IRON LTD.

(Signature)
MANOJ KUMAR
 Company Secretary

(D)(c)(ii) Statement showing holding of securities (including shares, warrants, convertible securities) of persons (together with PAC) belonging to the category "Public" and holding more than 5% of the total number of shares of the company


Sr. No.	Name(s) of the shareholder(s) and the Persons Acting in Concert (PAC) with them	Number of shares	Shares as a percentage of total number of shares (A)+(B)+(C) indicated in Statement at para (D)(a) above)	Details of warrants		Details of convertible securities		Total shares (including underlying shares assuming full conversion of warrants and convertible securities) as a % of diluted share capital
				Number of warrants	As a % total number of warrants of the same class	Number of convertible securities held	% w.r.t total number of convertible securities of the same class	
1			0.00					0
2			0.00					0
3			0.00					0
4			0.00					0
5			0.00					0
6			0.00					0
7			0.00					0
8			0.00					0
9			0.00					0
10			0.00					0
TOTAL		0	0.00	0	0	0	0	0

FOR BILHAR STEEL AND IRON LTD.

(Signature)
MANOJ KUMAR
 Company Secretary

(D)(d) Statement showing details of locked-in shares


Sr. No.	Name of the shareholder	Number of locked-in shares	Locked-in shares as a percentage of total number of shares i.e., Grand Total (A)+(B)+(C) indicated in Statement at para (I)(a) above}
1			0.00
2			0.00
3			0.00
4			0.00
5			0.00
6			0.00
7			0.00
8			0.00
9			0.00
TOTAL		0	0.00

FOR BIRAK SPUNGE IRON LTD.

MANOJ KUMAR
 Company Secretary

(II)(a) Statement showing details of Depository Receipts (DRs)

Sr. No.	Type of outstanding DR (ADRs, GDRs, SDRs, etc.)	Number of outstanding DRs	Number of shares underlying outstanding DRs	Shares underlying outstanding DRs as a percentage of total number of shares (i.e., Grand Total (A)+(B)+(C) indicated in Statement at para (I)(a) above)
1				0.00
2				0.00
3				0.00
4				0.00
5				0.00
6				0.00
7				0.00
8				0.00
9				0.00
TOTAL		0	0	0.00

FOR BIHAR SPONGE IRON LTD.


 MANOJ KUMAR
 Company Secretary

(1D)(b) Statement showing holding of Depository Receipts (DRs), where underlying shares held by "promoter/promoter group" are in excess of 1% of the total number of shares

Sr. No.	Name of the DR Holder	Type of outstanding DR (ADRs, GDRs, SDRs, etc.)	Number of shares underlying outstanding DRs	Shares underlying outstanding DRs as a percentage of total number of shares (i.e., Grand Total (A)+(B)+(C) indicated in Statement at para (1)(a) above)
1				0.00
2				0.00
3				0.00
4				0.00
5				0.00
6				0.00
7				0.00
8				0.00
9				0.00
TOTAL			0	0.00

for BILAK STEEL IRON LTD.

MANOJ KUMAR
MANOJ KUMAR
 Company Secretary

2/9