

(1)(a) STATEMENT SHOWING SHAREHOLDING PATTERN IN CLAUSE-35			
NAME OF THE COMPANY: BHORUKA ALUMINIUM LIMITED		Name of the Scrip:	
SCRIP CODE:	506027		
Class of Security:			
QUARTER ENDED:	31/03/2015		
Partly paid-up shares	No. of partly paid-up shares	As a % of total no. of partly paid-up shares	As a % of total no. of shares of the Company.
Held by promoter/promoter group	0		0
Held by Public	0		0
<b>Total:</b>	<b>0</b>		<b>0</b>
Outstanding convertible securities:	No. of outstanding securities	As a % of total no. of outstanding convertible securities.	As a % of total no. of shares of the Company assuming full conversion of the convertible securities
Held by promoter/promoter group	0		0
Held by Public	0		0
<b>Total:</b>	<b>0</b>		<b>0</b>
Warrants:	No. of warrants	As a % of total no. of warrants	As a % of total no. of shares of the Company, assuming full conversion of warrants
Held by promoter/promoter group	0		0
Held by Public	0		0
<b>Total:</b>	<b>0</b>		<b>0</b>
<b>Total paid-up capital of the Company, assuming full conversion of warrants and convertible securities</b>			<b>100.00</b>
	54942142		0

For Bhoruka Aluminium Limited


R.K. Aggarwal  
Managing Director

CATEGORY CODE	CATEGORY OF SHAREHOLDER	NO OF SHAREHOLDERS (III)	TOTAL NUMBER OF SHARES (IV)	NO OF SHARES HELD IN DEMATERIALIZED FORM (V)	TOTAL SHAREHOLDING AS A % OF TOTAL NO OF SHARES		SHARES PLEDGE OR OTHERWISE ENCUMBERED
					AS a PERCENTAGE of (A+B) (VI)	AS a PERCENTAGE of (A+B+C) (VII)	
(A)	<b>PROMOTER AND PROMOTER GROUP</b>						
(1)	INDIAN						
(a)	Individual /HUF	3	13025162	13025162	23.71	23.71	0
(b)	Central Government/State Government(s)	0	0	0	0.00	0.00	0
(c)	Bodies Corporate	2	5526376	5526376	10.06	10.06	0
(d)	Financial Institutions / Banks	0	0	0	0.00	0.00	0
(e)	Others	0	0	0	0.00	0.00	0
	<b>Sub-Total A(1) :</b>	<b>5</b>	<b>18551538</b>	<b>18551538</b>	<b>33.77</b>	<b>33.77</b>	<b>0</b>
(2)	FOREIGN						
(a)	Individuals (NRIs/Foreign Individuals)	0	0	0	0.00	0.00	0
(b)	Bodies Corporate	0	0	0	0.00	0.00	0
(c)	Institutions	0	0	0	0.00	0.00	0
(d)	Qualified Foreign Investor	0	0	0	0.00	0.00	0
(e)	Others	0	0	0	0.00	0.00	0
	<b>Sub-Total A(2) :</b>	<b>0</b>	<b>0</b>	<b>0</b>	<b>0.00</b>	<b>0.00</b>	<b>0</b>
	<b>Total A=A(1)+A(2)</b>	<b>5</b>	<b>18551538</b>	<b>18551538</b>	<b>33.77</b>	<b>33.77</b>	<b>0</b>
(B)	<b>PUBLIC SHAREHOLDING</b>						
(1)	INSTITUTIONS						
(a)	Mutual Funds /UTI	0	0	0	0.00	0.00	0
(b)	Financial Institutions /Banks	0	0	0	0.00	0.00	0
(c)	Central Government / State Government(s)	0	0	0	0.00	0.00	0
(d)	Venture Capital Funds	0	0	0	0.00	0.00	0
(e)	Insurance Companies	0	0	0	0.00	0.00	0
(f)	Foreign Institutional Investors	0	0	0	0.00	0.00	0
(g)	Foreign Venture Capital Investors	0	0	0	0.00	0.00	0
(h)	Qualified Foreign Investor	0	0	0	0.00	0.00	0
(i)	Others	0	0	0	0.00	0.00	0
	<b>Sub-Total B(1) :</b>	<b>0</b>	<b>0</b>	<b>0</b>	<b>0.00</b>	<b>0.00</b>	<b>0</b>
(2)	NON-INSTITUTIONS						
(a)	Bodies Corporate	175	8896138	8891688	16.19	16.19	0
(b)	Individuals						
	<b>Sub-Total B(2) :</b>	<b>175</b>	<b>8896138</b>	<b>8891688</b>	<b>16.19</b>	<b>16.19</b>	<b>0</b>
	<b>Total B=B(1)+B(2)</b>	<b>175</b>	<b>8896138</b>	<b>8891688</b>	<b>16.19</b>	<b>16.19</b>	<b>0</b>
	<b>Total A+B</b>	<b>7276</b>	<b>7569163</b>	<b>6942047</b>	<b>33.77</b>	<b>33.77</b>	<b>0</b>
	(i) Individuals holding nominal share capital upto Rs. 1 lakh	7276	7569163	6942047	13.78	13.78	0


For Bhovika Aluminium Limited

R.K. Aggarwal  
Managing Director


CATEGORY CODE	CATEGORY OF SHAREHOLDER	NO OF SHAREHOLDERS	TOTAL NUMBER OF SHARES	NO OF SHARES HELD IN DEMATERIALIZED FORM	TOTAL SHAREHOLDING AS A % OF TOTAL NO OF SHARES		SHARES PLEDGE OR OTHERWISE ENCUMBERED
					As a PERCENTAGE of (A+B) (VI)	As a PERCENTAGE of (A+B+C) (VII)	
(I)	(II)	(III)	(IV)	(V)	(VI)	(VII)	(VIII)
	(ii) Individuals holding nominal share capital in excess of Rs. 1 lakh	450	19493618	19393616	35.48	35.48	
(c)	Others	3	8491	8491	0.02	0.02	
	CLEARING MEMBERS	27	423194	423194	0.77	0.77	
	NON RESIDENT INDIANS	0	0	0	0.00	0.00	
(d)	Qualified Foreign Investor						
	Sub-Total B(2) :	7931	36390604	35659036	66.23	66.23	
	Total B=B(1)+B(2) :	7931	36390604	35659036	66.23	66.23	
	Total (A+B) :	7936	54942142	54210574	100.00	100.00	
(C)	Shares held by custodians, against which Depository Receipts have been issued						
(1)	Promoter and Promoter Group	0	0	0	0.00	0.00	
(2)	Public						
	GRAND TOTAL (A+B+C) :	7936	54942142	54210574	100.00	0.00	0.00

For Boruka Aluminium Limited  
  
 R.K. Aggarwal  
 Managing Director


(I)(b)	Statement showing holding of securities (including shares, warrants, convertible securities) of persons belonging to the category "Promoter and Promoter Group"	Details of Shares held				Encumbered shares (*)		Details of Warrants		Details of convertible securities		Total Shares (including underlying shares assuming full conversion of warrants and convertible securities) as a % of diluted share capital
Sr.No	Name of the Shareholder	No. of Shares held (III)	As a % of grand total (A)+(B)+(C) (IV)	Pledge Shares (V)	AS a percentage (VI)=(V)/(III)*100 (VII)	AS a % of grand total (A) + (B) + (C) of sub-clause (I)(a) (VIII)	Number of warrants held (VIII)	As a % total number of warrants of the same class (IX)	Number of convertible securities held (X)	As a % total number of convertible securities of the same class (XI)	(XII)	
	(I)	(II)										
	1.RAJKUMAR AGGARWAL	8111802	14.76	0	0.00	0.00	0	0.00	0	0.00	14.76	
	2.ROCKSTRONG INVESTMENTS PVT LTD	2806666	5.11	0	0.00	0.00	0	0.00	0	0.00	5.11	
	3.SUNBRIGHT INVESTMENTS PVT LTD	2719710	4.95	0	0.00	0.00	0	0.00	0	0.00	4.95	
	4.RAJAT AGARWAL	2488000	4.53	0	0.00	0.00	0	0.00	0	0.00	4.53	
	5.RAJKUMAR AGGARWAL	2425360	4.41	0	0.00	0.00	0	0.00	0	0.00	4.41	
	<b>TOTAL :</b>	<b>18551538</b>	<b>33.77</b>	<b>0</b>	<b>0.00</b>	<b>0.00</b>	<b>0</b>	<b>0.00</b>	<b>0</b>	<b>0.00</b>	<b>33.77</b>	

For Boruka Aluminium Limited  
  
 R.K. Aggarwal  
 Managing Director


(1)(C)(i)	Statement showing holding of securities (including shares, warrants convertible securities) of persons belonging to the category "Public" and holding more than 1% of the total number of shares	Number of shares held	Shares as a percentage of total number of shares (i.e., Grant total (A)+(B)+(C) indicated in Statement at para (1)(a) above)	Details of warrants		Details of convertible securities		Total shares (including underlying shares assuming full conversion of warrants and convertible securities) as a % of diluted share capital)
Sr.No.	Name of the shareholder			Number of warrants held	As a % total number of warrants of the same class	Number of convertible securities held	% w.r.t total number of convertible securities of the same class	
1	KAKTI TRADING AND COMMERCIALS PVT LTD	2200000	4.00	0	0.00	0	0.00	4.00
2	TRANSAL ENTERPRISES PRIVATE LIMITED	1701626	3.10	0	0.00	0	0.00	3.10
3	SUKHY COMMERCIAL AND TRADING PRIVATE LTD	1076308	1.96	0	0.00	0	0.00	1.96
TOTAL :		4977834	9.06	0	0.00	0	0.00	9.06

  
**For Bhoruka Aluminium Limited**  
**R.K. Aggarwal**  
 Managing Director


(1)(G)(i)	Statement showing holding of securities (including shares, warrants convertible securities) of persons (together with PAC) belonging to the category "Public" and holding more than 5% of the total number of shares of the company	Number of shares held	Shares as a percentage of total number of shares (i.e., Grant total (A)+(B)+(C) indicated in Statement at para (1)(a) above)	Details of warrants	Details of convertible securities	Total shares (including underlying shares assuming full conversion of warrants and convertible securities) as a % of diluted share capital)	
Sr. No.	Name(s) of the shareholder(s) and the persons Acting in Concert (PAC)	Number of shares held	Shares as a percentage of total number of shares (i.e., Grant total (A)+(B)+(C) indicated in Statement at para (1)(a) above)	Number of warrants held	As a % total number of warrants of the same class	Number of convertible securities held	% w.r.t total number of convertible securities of the same class
TOTAL :		0	0	0	0	0	0

**For Bhoruka Aluminium Limited**  
  
**R.K. Aggarwal**  
 Managing Director

STATEMENT SHOWING DETAILS OF LOCKED-IN SHARES"			
(1)(d)			
Sr. No.	Name of the shareholder	Number of locked-in shares	Locked-in shares as a (%) percentage of total number of shares (i.e. Grand Total (A)+(B)+(C) Indicated in Statement at para (1)(a) above)
			Promoter/Promoter Group/Public
TOTAL :		0	0

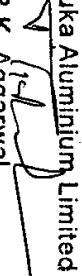
For Bhoruka Aluminium Limited  
  
 R.K. Aggarwal  
 Managing Director

STATEMENT SHOWING DETAILS OF DEPOSITORY RECEIPTS (DRS)			
(ii)(a)			
Sr.No.	Type of outstanding DR (ADRs, GDRs, SDRs, etc. DRs	Number of outstanding DRs	Number of shares underlying outstanding DRs
			Shares underlying outstanding DRS as a percentage of total number of shares (i.e., Grand Total (A)+(B)+(C) indicated in Statement at Para(i)(a) above}
	<b>TOTAL :</b>	<b>0</b>	<b>0</b>

For Bhoruka Aluminium Limited  
  
R.K. Aggarwal  
Managing Director



(III)(b)	Statement showing Holding of Depository Receipts (DRs), where underlying shares held by "Promoter/Promoter group" are in excess of 1% of the total number shares.			Shares underlying outstanding DRs as a percentage of total number of shares (i.e., Grand Total (A)+(B)+(C) indicated in Statement at para(I)(a) above)
Sr. No.	Name of the DR Holder	Type of outstanding DR (ADRs, GDRs, SD Rs, etc.)	Number of shares underlying outstanding DRs	
TOTAL :			0	0

For Bhoruka Aluminium Limited  
  
 R.K. Aggarwal  
 Managing Director