

BHARATI SHIPYARD LTD.
 302, McKinfield House,
 5th Floor, Connaught Road
 Dabholi Estate,
 Mumbai No. 400001.

(T) (a) Statement showing Shareholding Pattern

Name of the Company: BHARATI SHIPYARD LIMITED			
Scrip Code, Name of the scrip, class of security:		BSE- ; NSE- ; Equity	
Quarter ended: 31 st March, 2015			
Partly paid-up shares:-		No. of partly paid-up shares	As a % of total no. of partly paid-up shares
Held by Promoter / Promoter Group		0	0
Held by public		0	0
Total		0	0
Outstanding convertible securities:-		No. of outstanding securities	As a % of total No. of outstanding convertible securities
Held by Promoter / Promoter Group		0	0
Held by public		0	0
Total		0	0
Warrants:-		No. of warrants	As a % of total no. of warrants
Held by Promoter / Promoter Group		13389832	100.0000
Held by public		0	0.0000
Total		13389832	100.0000
Total paid up capital of the Company assuming full conversion of warrants and convertible securities		63688774	636887740



For Bharati Shipyards Ltd.


Company Secretary

SHIPYARD LTD.
 100, 101 and 102 House,
 5th Floor, 100 Feet Road,
 6th Mile, Bangalore,
 Karnataka-560001.

Category Code	Category of shareholder	Number of shareholders	Total number of shares	Number of shares dematerialised held in form	Total shareholding as a percentage of total number of shares		Shares pledged or otherwise encumbered	As a percentage (IX) = (VIII)/(IV)*100
					As a percentage of (A+B) (VI)	As a percentage of (A+B+C) (VII)		
(A)	Promoter and Promoter Group	(III)	(IV)	(V)	(VI)	(VII)	(VIII)	(IX)
1	Indian							
(a)	Individuals/Hindu Undivided Family	2	11448064	11448064	22.7600	22.7600	11448064	100.0000
(b)	Central Government/State Government(s)	0	0	0				
(c)	Bodies Corporate	4	21489909	21489909	42.7244	42.7244	21489909	100.0000
(d)	Financial Institutions / Banks	0	0	0				
(e)	Any Other (specify)	0	0	0				
	Sub Total (A)(1)	6	32937973	32937973	65.4844	65.4844	32937973	100.0000
2	Foreign							
(a)	Individuals (Non-Resident Individuals/Foreign Individuals)	0	0	0	0.0000	0.0000	0	0.0000
(b)	Bodies Corporate	0	0	0	0.0000	0.0000		0.0000
(c)	Institutions	0	0	0	0.0000	0.0000	0	0.0000
(d)	Qualified Foreign Investors	0	0	0	0.0000	0.0000		0.0000
(e)	Any Other (specify)	0	0	0	0.0000	0.0000	0	0.0000
	Sub Total (A)(2)	0	0	0	0.0000	0.0000		0.0000
	Total Shareholding of Promoter and Promoter Group (A)=(A)(1)+(A)(2)	6	32937973	32937973	65.4844	65.4844	32937973	100.0000



(B)	Public shareholding									
1	Institutions									
(a)	Mutual Funds/ UTI	0	0	0	0.0000	0.0000	0	0.0000		
(b)	Financial Institutions / Banks	16	3324026	3324026	6.6085	6.6085	0	0.0000		
(c)	Central Government/State Government(s)	0	0	0	0.0000	0.0000	0	0.0000		
(d)	Venture Capital Funds	0	0	0	0.0000	0.0000	0	0.0000		
(e)	Insurance Companies	0	0	0	0.0000	0.0000	0	0.0000		
(f)	Foreign Institutional Investors	1	8185	8185	0.0163	0.0163	0	0.0000		
(g)	Foreign Venture Capital Investors	0	0	0	0.0000	0.0000	0	0.0000		
(h)	Qualified Foreign Investors	0	0	0	0.0000	0.0000	0	0.0000		
(i)	Any Other (specify)	0	0	0	0.0000	0.0000	0	0.0000		
	Sub Total (B) (1)	17	3332211	3332211	6.6248	6.6248	0	0.0000		



2	Non-institutions				As a		Number of shares otherwise encumbered	As a
					percentage of (A+B) (VI)	percentage of (A+B+C) (VII)		
(a)	Bodies Corporate	548	1887006	1887006	3,7516	3,7516	74885	3.9685
(b) (i)	Individuals - shareholders holding nominal share capital up to Rs 1 Lakh	34318	9314995	9314243	18.5178	18.5178	154040	1.6537
(ii)	Individual shareholders holding nominal share capital in excess of Rs. 1 Lakh	68	1963055	1963055	3.9028	3.9028	154189	7.8545
code		shareholders	of shares	held in dematerialised form				
(b)	(II)	(III)	(IV)	(V)				
(c)	Qualified Foreign Investors	1	8000	8000	0.01590	0.01590	0	0.0000
(d)	Any Other							
i	Non Resident Indians (Repatriation)	476	605385	605385	1.2036	1.2036	1650	0.2726
ii	Non Resident Indians (Non Repatriation)	132	93925	93925	0.1867	0.1867	1500	1.5970
iii	Overseas Bodies Corporates	0	0	0	0.0000	0.0000	0	0.0000
iv	Clearing Member	98	155279	155279	0.3087	0.3087	33085	21.3068
v	Hindu Undivided Family	0	0	0	0.0000	0.0000	0	0.0000
vi	Trusts	2	1113	1113	0.0022	0.0022	0	0.0000
	Sub Total (B)(2)	35643	14028758	14028006	27.8893	27.8893	419349	2.9892
	Total Public Shareholding Public Group (B)=(B)(1)+(B)(2)	35660	17360969	17360217	34.5141	34.5141	419349	2.4155
	Total (A)+(B)	35666	50298942	50298190	100.00	100.00	33357322	66.3181
(C)	Shares held by custodians and against which Depository Receipts have been issued							
i	Promoter and Promoter group	0	0	0	0.0000	0.0000	0	0.0000
ii	Public	0	0	0	0.0000	0.0000	0	0.0000
	Sub Total (C)	0	0	0	0	0	0	0.0000
	GRAND TOTAL (A)+(B)+(C)	35666	50298942	50298190	100.00	100.00	33357322	66.32



For Director of Corporate Affairs
[Signature]
Company Secretary

BHARATI SHIPYARD LTD.

302, Welfield House,
3rd Floor, Church Road,
Balarod Estate,
Mumbai No. 400011

Sr.No	Notes
1	Out of 3,20,00,000 Convertible Debentures allotted to "Promoter & Promoter Group", 1,86,10,168 Convertible Debentures have been already converted into equity and the same have already been listed with the Stock Exchanges. The remaining 1,33,89,832 Convertible Debentures are pending for allotment and listing.
2	
3	
4	
5	
6	
7	



For Director Shri...
Company Secretary

5

(D)(b) Statement showing holding of securities (including shares, warrants, convertible securities) of persons belonging to the category "Promoter and Promoter Group"

Sr.	Name of the shareholder	Details of Shares held		Encumbered shares (*)		Details of warrants			Details of convertible securities		Total shares (including underlying shares assuming full conversion of warrants and convertible securities) as a % of diluted share capital
		Number of shares held	As a % of grand total (A)+(B)+(C)	No.	As a percentage (VI)=(V)/(III)* 100	As a % of grand total (A)+(B)+(C) of sub-clause (I)(a)	Number of warrants held	As a % of total number of warrants of the same class	Number of convertible securities held	As a % of total number of convertible securities of the same class	
1	Vijay Kumar AAIPV4151D Prakash Chandra Kapoor ABAPK6775D	5724556	11.38	5724556	100.00	11.38	0	0	0	0	8.99
2	Prakash Chandra Kapoor ABAPK6775D	5723508	11.38	5723508	100.00	11.38	0	0	0	0	8.99



3	Bharati Infrotech Projects Pvt Ltd	16097360	32.00	16097360	100.00	32.00	5903650	26.83	0	0	25.27
4	Bharati Shipping And Dredging Company Pvt Ltd	2878731	5.72	2878731	0.00	5.72	0	0	0	4.52	
5	Bharati Maritime Services Pvt Ltd	2185878	4.35	2185878	100.00	4.35	3314122	60.2568	0	0	3.43
6	Harsha Infrastructure Pvt Ltd	327940	0.65	327940	100.00	0.65	4172060	92.7124	0	0	0.51
7											
8											
9											
10											
11											
TOTAL		32937973	65.48	32937973	100.00	65.48	13389832	41.84	0	0	51.71


(*) The term "encumbrance" has the same meaning as assigned to it in regulation 28(3) of the SAST Regulations, 2011



For Bharati Shipyards Limited
Company Secretary

Patent No. 2013035852
 Mumbai No. 400001

(D)(c)(i) Sr. No.	Statement showing holding of securities (including shares, warrants, convertible securities) of persons belonging to the category "Public" and holding more than 1% of the total number of shares	Name of the shareholder	Number of shares held	Shares as a percentage of total number of shares i.e., Grand Total (A)+(B)+(C) indicated in Statement at para (I)(a) above	Details of warrants		Details of convertible securities		Total shares (including underlying shares assuming full conversion of warrants and convertible securities) as a % of diluted share capital
					Number of warrants held	As a % total number of warrants of the same class	Number of convertible securities held	% w.r.t total number of convertible securities of the same class	
1		LIFE INSURANCE CORPORATION OF INDIA (AAACT1058211)	2633216	5.24					0.41
		TOTAL	2633216	5.24					0.41



For Bharati Singhani
 Company Secretary

(D)(c)(ii) Statement showing holding of securities (including shares, warrants, convertible securities) of persons (together with PAC) belonging to the category "Public" and holding more than 5% of the total number of shares of the company

Sr. No.	Name(s) of the shareholder(s) and the Persons Acting in Concert (PAC) with them	Number of shares	Shares as a percentage of total number of shares {i.e., Grand Total (A)+(B)+(C) indicated in Statement at para (D)(a) above}	Details of warrants		Details of convertible securities		Total shares (including underlying shares assuming full conversion of warrants and convertible securities) as a % of diluted share capital
				Number of warrants	As a % total number of warrants of the same class	Number of convertible securities held	% w.r.t total number of convertible securities of the same class	
1	LIFE INSURANCE CORPORATION OF INDIA AAAACL0582H	2633216	5.24	0	0	0	0	0.413450571
2								
3								
4								
5								
6								
7								
8								
9								
10								
TOTAL		2633216	5.24	0	0	0	0	0.413450571

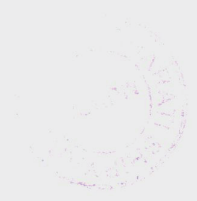



For Bharatiya Samiti Limited
 Community Secretary

SECRETARY TO THE BOARD
OF DIRECTORS
OF THE COMPANY
Mumbai No. 400001.

(1)(d) Statement showing details of locked-in shares

Sr. No.	Name of the shareholder	Number of Locked in Shares	Locked-in shares as a percentage of total number of shares {i.e., Grand Total (A)+(B)+(C) indicated in Statement at para (1)(a) above}	Promoter/Promoter Group/Public
1	NIL	NIL	NIL	



For Director's Signature

Company Secretary

(II)(a) Statement showing details of Depository Receipts (DRs)

Stamp No. 4000011

Sr. No.	Type of outstanding DR (ADRs, GDRs, SDRs, etc.)	Number of outstanding DRs	Number of shares underlying outstanding DRs	Shares underlying outstanding DRs as a percentage of total number of shares {i.e., Grand Total (A)+(B)+(C) indicated in Statement at para (I)(a) above}
1	NIL	NIL	NIL	0.00
2				
3				
4				
5				
6				
7				
8				
9				
TOTAL		0	0	0.00



For Bharat Sanjivani Limited

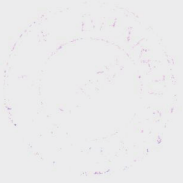
 Company Secretary

BHARATI SHIPYARD LTD.

302, Westend House
3rd Floor, 69th Road,
Ballant Estate,
Mumbai No. 400001.

Statement showing holding of Depository Receipts (DRs) where underlying shares held by
"Promoter/Promoter Group" are in excess of 1% of the total number of shares
(II) (b)

Sr. No.	Name of the DR Holder	Type of outstanding DR (ADRs, GDRs, SDRs, etc.)	Number of shares underlying outstanding DRs	Shares underlying outstanding DRs as a percentage of total number of shares i.e., Grand Total (A)+(B)+(C) indicated in Statement at para (I)(a) above}
1	NIL	NIL	NIL	NIL
TOTAL		NIL	NIL	NIL



For Bharati Shipyards Limited

Company Secretary