



Bharati Shipyard Limited

Corporate Office : Oberoi Chambers II, 646, New Link Rd, Andheri (W), Mumbai - 400 053.

Registered Office :

302, Wakefield House, 3rd Floor,
Spratt Road, Ballard Estate,
Mumbai - 400 001. INDIA.
Tel. : + 91 22 3028 9200/201
Fax : + 91 22 3028 9222
E-mail : info@bharatishipyard.com
Website : www.bharatishipyard.com



Date: 21st April, 2014

The Dy. General Manager
Department of Corporate Relations
The Bombay Stock Exchange Ltd.
P.J. Towers
Dalal Street
Mumbai – 400 023

The Manager
Listing Department
National Stock Exchange of India
Exchange Plaza, 5th Floor
Bandra Kurla Complex
Bandra (E)
Mumbai – 400 051.

Dear Sirs,

Script Code: 532609

**Sub: Compliance with Clause 35 of the Listing Agreement for
Quarter Ended 31st March, 2014**

Please find enclosed herewith the Shareholding pattern for the quarter ended 31st March, 2014 as per Clause 35 of Listing Agreement.

We would request you to please take the same in your record.

Thanking you,

Yours faithfully,
For Bharati Shipyard Limited

Managing Director


Encl: As above

Introductory sub-table (I)(a)

Name of the Company: Bharati Shipyard Limited			
Scrip Code, Name of the scrip, class of security: 532609			
Quarter ended: 31st March, 2014			
		As a % of total no. of partly paid-up shares	As a % of total no. of shares of the company
Partly paid-up shares:-	No. of partly paid-up shares		
Held by promoter/promoter group	Nil	0	0
Held by public	Nil	0	0
Total	0	0	0
		As a % of total no. of shares of the company, assuming full conversion of convertible securities	
Outstanding convertible securities:-	No. of outstanding securities		
Held by promoter/promoter group	0	0	0
Held by public	26926175	100	100
Total	26926175	100	29.7152682
		As a % of total no. of shares of the company, assuming full conversion of warrants	
Warrants:-	No. of warrants		
Held by promoter/promoter group	13389832	41.843225	35.31465507
Held by public	0	0	0
Total	13389832	41.843225	35.31465507
Total paid-up capital of the company, assuming full conversion of warrants and convertible securities	906139390		


For Bharati Shipyard Limited

 Managing Director




Statement Showing Shareholding Pattern

		Table (I)(a)							
Category code	Category of Shareholder	Number of Shareholders	Total number of shares	Number of shares held in dematerialized form	Total shareholding as a percentage of total number of shares		Shares Pledged or otherwise encumbered	As a percentage	
(I)	(II)	(III)	(IV)	(V)	As a percentage of(A+B) ¹	As a percentage of (A+B+C)	(VIII)	(IX)= (VIII)/(IV)*100	
(A)	Shareholding of Promoter and Promoter								
1	Indian								
(a)	Individuals/ Hindu Undivided Family								
(b)	Central Government/ State Government(s)	2	11448064	11448064	22.76	22.76	11448064	100.00	
(c)	Bodies Corporate	0	0	0	0.00	0.00	0	0.00	
(d)	Financial Institutions/ Banks	4	21489909	9643307	42.72	19.17	2878731	13.40	
(e)	Any Others(Specify)	0	0	0	0.00	0.00	0	0.00	
(e-i)					0.00	0.00		0.00	
(e-ii)					0.00	0.00		0.00	
	Sub Total(A)(1)	6	32937973	21091371	65.48	41.93	14326795	43.50	
2	Foreign								
a	Individuals (Non-Residents Individuals/ Foreign Individuals)	0	0	0	0.00	0.00	0	0.00	
b	Bodies Corporate	0	0	0	0.00	0.00	0	0.00	
c	Institutions	0	0	0	0.00	0.00	0	0.00	




d	Qualified Foreign Investor	0	0	0	0	0.00	0.00	0	0.00
e	Any Others(Specify)	0	0	0	0	0.00	0.00	0	0.00
e-i						0.00	0.00	0	0.00
e-ii									
	Sub Total(A)(2)	0	0	0	0	0.00	0.00	0	0.00
	Total Shareholding of Promoter and	6	32937973	21091371	65.48	41.93	14326795	43.50	
(B)	Public shareholding								
1	Institutions								
(a)	Mutual Funds/ UTI	0	0	0	0.00	0.00	0	0.00	
(b)	Financial Institutions / Banks	17	3325026	3325026	6.61	6.61	0	0.00	
(c)	Central Government/ State Government(s)	0	0	0	0.00	0.00	0	0.00	
(d)	Venture Capital Funds	0	0	0	0.00	0.00	0	0.00	
(e)	Insurance Companies	0	0	0	0.00	0.00	0	0.00	
(f)	Foreign Institutional Investors	1	8000	8000	0.02	0.02	0	0.00	
(g)	Foreign Venture Capital Investors	0	0	0	0.00	0.00	0	0.00	
(h)	Qualified Foreign Investor	0	0	0	0.00	0.00	0	0.00	
(i)	Any Other (specify)	0	0	0	0.00	0.00	0	0.00	
(i-ii)									
(i-iii)									
	Sub-Total (B)(1)	18	3333026	3333026	6.63	6.63	0	0.00	
B 2	Non-institutions								
(a)	Bodies Corporate	617	2035896	2035896	4.05	4.05	205191	10.08	
(b)	Individuals								
	Individuals - i. Individual shareholders holding nominal share capital up to Rs 1 lakh	37201	9409732	9408980	18.71	18.71	211396	2.25	
II	ii. Individual shareholders holding nominal share capital in excess of Rs. 1 lakh.	59	1736003	1736003	3.45	3.45	172379	9.93	




(c)	Qualified Foreign Investor	0	0	0	0	0.00	0.00	0	0.00
(d)	Any Other (specify)								
(d-i)	Clearing Member	162	233672	233672	0.46	0.46	32889	14.07	
(d-ii)	Foreign National								
	Non Resident Indians (REPAT)	558	540965	540965	1.08	1.08	1650	0.31	
	Non Resident Indians (NON REPAT)	142	68062	68062	0.14	0.14	1500	2.20	
	Trusts	4	3613	3613	0.01	0.01	0	0.00	
	Sub-Total (B)(2)	38743	14027943	14027191	27.89	27.89	625005	4.46	
(B)	Total Public Shareholding (B)= (B)(1)+(B)(2)	38761	17360969	17360217	34.52	34.52	625005	3.60	
	TOTAL (A)+(B)	38767	50298942	38451588	100.00	100.00	14951800	29.73	
(C)	Shares held by Custodians and against which Depository Receipts have been issued								
1	Promoter and Promoter Group	0	0	0	0	0.00	0	0.00	
2	Public	0	0	0	0	0.00	0	0	
	Sub-Total (C)	0	0	0	0	0	0	0	
	GRAND TOTAL (A)+(B)+(C)	38767	50298942	38451588	100.00	100.00	14951800	29.73	

For Bharati Shipyard Limited
P. C. Kapoor
 Managing Director



Sr.No	Notes
1	The Company has allotted 11846602 Equity Shares on conversion of Convertible Warrants to M/s. Bharati Infratech Projects Pvt. Ltd., a Promoter Group Company by a resolution on 24/09/2013 and application for listing of these equity shares has been submitted to BSE & NSE. Listing Approval from BSE has been received on 10/1/2014 vide Letter -
2	No. DCS/PREF/SK/FIP/556/2013-14 and Listing Approval from NSE has been received on 11/4/2014 vide Letter No. NSE/LIST/235937-B. Trading Approval was also received from BSE and NSE on 15th April, 2014.
3	
4	
5	
6	
7	



For Bharati Infratech Limited
P. C. Kapoor
 Managing Director.

3	Bharati Infatech Projects Pvt Ltd	16097360	32.00	16097360	100.00	32.00	5903650	44.0905	0	0	1.776477237
4	Bharati Shipping And Dredging Company Pvt Ltd	2878731	5.72	2878731	100.00	5.72	0	0	0	0	0.317691851
5	Bharati Maritime Services Pvt Ltd	2185878	4.35	2185878	100.00	4.35	3314122	24.751	0	0	0.241229774
6	Harsha Infrastructure Pvt Ltd	327940	0.65	327940	100.00	0.65	4172060	31.1584	0	0	0.0361909
7											
8											
9											
10											
11											
	TOTAL	32937973	65.48	32937973	100.00	65.48	13389832	100.000	0	0	3.63497861

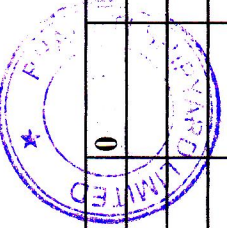
(*) The term "encumbrance" has the same meaning as assigned to it in regulation 28(3) of the SAST Regulations, 2011



For Bharati Shipping Limited
A. C. Vaspekar
 Managing Director.

(D)(c)(i) Statement showing holding of securities (including shares, warrants, convertible securities) of persons belonging to the category "Public" and holding more than 1% of the total number of shares

Sr. No.	Name of the shareholder	Number of shares held	Shares as a percentage of total number of shares {i.e., Grand Total (A)+(B)+(C) indicated in Statement at para (D)(a) above}	Details of warrants		Details of convertible securities		Total shares (including underlying shares assuming full conversion of warrants and convertible securities) as a % of diluted share capital
				Number of warrants held	As a % total number of warrants of the same class	Number of convertible securities held	% w.r.t total number of convertible securities of the same class	
1	LIFE INSURANCE CORPORATION OF INDIA AAACL0582H	2633216	5.24	0	0	0	0	0.290597234
2								
3								
4								
5								
6								
7								
8								
9								
10								
TOTAL		2633216	5.24	0	0	0	0	0.290597234



For Director

R. C. Kapoor

Managing Director.

(D)(c)(ii) Statement showing holding of securities (including shares, warrants, convertible securities) of persons (together with PAC) belonging to the category "Public" and holding more than 5% of the total number of shares of the company

Sr. No.	Name(s) of the shareholder(s) and the Persons Acting in Concert (PAC) with them	Number of shares	Shares as a percentage of total number of shares {i.e., Grand Total (A)+(B)+(C) indicated in Statement at para (I)(a) above}	Details of warrants		Details of convertible securities		Total shares (including underlying shares assuming full conversion of warrants and convertible securities) as a % of diluted share capital
				Number of warrants	As a % total number of warrants of the same class	Number of convertible securities held	% w.r.t total number of convertible securities of the same class	
1	LIFE INSURANCE CORPORATION OF INDIA AAACL0582H	2633216	5.24	0	0	0	0	0.290597234
2								
3								
4								
5								
6								
7								
8								
9								
10								
TOTAL		2633216	5.24	0	0	0	0	0.290597234




For Bharati Shipyard Limited

 P. C. Wadgaonkar
 Managing Director.

(D)(d) Statement showing details of locked-in shares


Sr. No.	Name of the shareholder	Number of locked-in shares	Locked-in shares as a percentage of total number of shares {i.e., Grand Total (A)+(B)+(C) indicated in Statement at para (D)(a) above}
1	Bharati Infrotech Projects Pvt. Ltd	16097360	32.00
2	Bharati Maritime Services Pvt. Ltd.	2185878	4.35
3	Harsha Infrastructure Pvt Ltd	327940	0.65
TOTAL		18611178	37.00



For Director of Bharati Shipyard Limited
P. C. Vasudevan
Managing Director

(III)(a) Statement showing details of Depository Receipts (DRs)


Sr. No.	Type of outstanding DR (ADRs, GDRs, SDRs, etc.)	Number of outstanding DRs	Number of shares underlying outstanding DRs	Shares underlying outstanding DRs as a percentage of total number of shares {i.e., Grand Total (A)+(B)+(C) indicated in Statement at para (I)(a) above}
1	NIL	NIL	NIL	0.00
2				
3				
4				
5				
6				
7				
8				
9				
TOTAL		0	0	0.00



For Bharati Shipyard Limited
S. C. Mahapatra
Managing Director.

(II)(b) Statement showing holding of Depository Receipts (DRs), where underlying shares held by "promoter/promoter group" are in excess of 1% of the total number of shares

Sr. No.	Name of the DR Holder	Type of outstanding DR (ADRs, GDRs, SDRs, etc.)	Number of shares underlying outstanding DRs	Shares underlying outstanding DRs as a percentage of total number of shares {i.e., Grand Total (A)+(B)+(C) indicated in Statement at para (I)(a) above}
1	NIL	NIL	NIL	0.00
2				
3				
4				
5				
6				
7				
8				
9				
TOTAL		0	0	0.00



For Bharati Shipyard Limited
P. C. Vasudevan
 Managing Director.

(D)(b) Statement showing holding of securities (including shares, warrants, convertible securities) of persons belonging to the category "Promoter and Promoter Group"

Sr.	Name of the shareholder	Details of Shares held		Encumbered shares (*)		Details of warrants		Details of convertible securities		Total shares (including underlying shares assuming full conversion of warrants and convertible securities) as a % of diluted share capital	
		Number of shares held	As a % of grand total (A)+(B)+(C)	No.	As a percentage (V)=(V)/(III)* 100	As a % of grand total (A)+(B)+(C) of sub-clause (I)(a)	Number of warrants held	As a % total number of warrants of the same class	Number of convertible securities held		As a % total number of convertible securities of the same class
(i)	(ii)	(iii)	(iv)	(v)	(vi)=(v)/(iii)*	(vii)	(viii)	(ix)	(x)	(xi)	(xii)
1	Vijay Kumar AAPPV4151D Prakash Chandra Kapoor ABAPK6775D	5724556	11.38	5724556	100.00	11.38	0	0	0	0	0.631752252
2	Chandra Kapoor ABAPK6775D	5723508	11.38	5723508	100.00	11.38	0	0	0	0	0.631636596

