

BHARAT FORGE

**THRU COURIER
E-MAIL CONFIRMATION COPY**

SECT/BSE/PSE/NSE/

April 14, 2014

The General Manager
Dept. of Corporate Services
Bombay Stock Exchange Limited
P. J. Towers, Dalal Street
Mumbai 400 001

(BSE SCRIP CODE - 500493)
Kind Attn : Mr. Vivian Fernandes,
Email: corp.relations@bseindia.com

The Manager (Listing)
National Stock Exchange of India Limited
'Exchange Plaza'
Bandra-Kurla Complex
Bandra (East)
Mumbai 400 051

Kind Attn : Mr. Hari K.,
AVP

Symbol	BHARATFORG
Series	EQ

Email: cmlist@nse.co.in

The Executive Director
Pune Stock Exchange Limited
Shivlee's Chambers
752, Sadashiv Peth
R. B. Kumathekar Marg
Pune 411 030

Email : punestockexchange@gmail.com

Dear Sir,

**Re : Clause No. 35 of Listing Agreement -
Shareholding Pattern as on March 31, 2014**

We are sending herewith Shareholding Pattern of the Company as on March 31, 2014 in the prescribed format under Clause 35 of the Listing Agreement.

Thanking you,

Yours faithfully,
For Bharat Forge Limited,



**P. S. Vaishampayan
Vice President (Legal) &
Company Secretary**

Encl.: As above.




**KALYANI
GROUP COMPANY**

BHARAT FORGE LIMITED, MUNDHWA, PUNE 411 036, MAHARASHTRA, INDIA.
PHONE: +91 20 2670 2777 (DID) FAX: +91 20 2682 0699 (Export), 2682 2387 (Sales/Mktg) 2682 2163 (Materials)
Email: bharatforge@bharatforge.com WEBSITE: www.bharatforge.com

CIN NO. L25209PN1961PLC012040

Introductory sub-table (I)(a)			
Name of the Company:	BHARAT FORGE LIMITED		
Scrip Code : 500493	Name of the scrip : BHARATFORG	Class of security : EQUITY	
Quarter ended: MARCH 31, 2014			
Partly paid-up shares:-	No. of partly paid-up shares	As a % of total no. of partly paid-up shares	As a % of total no. of shares of the company
Held by promoter/promoter group	-	-	-
Held by public	-	-	-
Total	-	-	-
Outstanding convertible securities:-	No. of outstanding securities	As a % of total no. of outstanding convertible securities	As a % of total no. of shares of the company, assuming full conversion of the convertible securities
**			
Held by promoter/promoter group	-	-	-
Held by public	-	-	-
Total	0	0.00	0.00
Warrants:- *	No. of warrants	As a % of total no. of warrants	As a % of total no. of shares of the company, assuming full conversion of warrants
Held by promoter/promoter group	-	-	0.00
Held by public	-	-	0.00
Total	-	-	0.00
Total paid-up capital of the company, assuming full conversion of warrants and convertible securities	232,794,316		100.00






Statement Showing Shareholding Pattern

Table (I)(a)


Category code	Category of Shareholder	Number of Shareholders	Total number of shares	Number of shares held in dematerialized form	Total shareholding as a percentage of total number of shares		Shares Pledged or otherwise encumbered	
					As a percentage of (A+B) ¹	(VI)	As a percentage of (A+B+C)	(VII)
(I)	(II)	(III)	(IV)	(V)	(VI)	(VII)	(VIII)	(IX) = (VIII)/(IV) * 100
(A)	Shareholding of Promoter and Promoter Group²							
1	Indian							
(a)	Individuals/ Hindu Undivided Family	7	808,115	808,065	0.35	0.35	-	0.00
(b)	Central Government/ State	-	-	-	0.00	0.00	-	0.00
(c)	Bodies Corporate	15	108,009,805	102,332,315	46.40	46.40	-	0.00
(d)	Financial Institutions/ Banks	-	-	-	0.00	0.00	-	0.00
(e)	Any Others(Specify)							
	Sub Total(A)(1)	22	108,817,920	103,140,380	46.75	46.74	-	0.00
2	Foreign							
a	Individuals (Non-Residents Individuals/ Foreign Individuals)	-	-	-	0.00	0.00	-	0.00
b	Bodies Corporate	-	-	-	0.00	0.00	-	0.00
c	Institutions	-	-	-	0.00	0.00	-	0.00
d	Qualified Foreign Investor	-	-	-	0.00	0.00	-	0.00
e	Any Others(Specify)	-	-	-	0.00	0.00	-	0.00
	Sub Total(A)(2)	-	-	-	0.00	0.00	-	0.00
	Total Shareholding of Promoter and Promoter Group (A) = (A)(1)+(A)(2)	22	108,817,920	103,140,380	46.75	46.74	-	0.00

(C)	Shares held by Custodians and against which Depository Receipts have been issued												
1	Promoter and Promoter Group	-	-									0.00	
2	Public	1	9200									0.00	
	Sub-Total (C)	1	9200									0.00	0
	GRAND TOTAL (A)+(B)+(C)	52986	232,794,316									100.00	0



(1)(b) Statement showing holding of securities (including shares, warrants, convertible securities) of persons belonging to the category "Promoter and Promoter Group"

Sr. No.	Name of the shareholder	Details of Shares held		Encumbered shares (*)			Details of warrants		Details of convertible securities		Total shares (including underlying shares assuming full conversion of warrants and convertible securities) as a % of diluted share capital
		Number of shares held	As a % of grand total (A) + (B) + (C)	No.	As a percentage	As a % of grand total (B) + (C) of sub-clause (I)(a)	Number of warrants held	As a % total number of warrants of the same class	Number of convertible securities held	As a % total number of convertible securities of the same class	
(i)	(ii)	(iii)	(iv)	(v)	(vi) = (v)/(iii)*100	(vii)	(viii)	(ix)	(x)	(xi)	(xii)
1	Mr. B.N. Kalyani	39,025	0.02	-	0.00	0.00	-	-	-	-	0.02
2	Mr. Amit B. Kalyani	350,200	0.15	-	0.00	0.00	-	-	-	-	0.15
3	Mr. Gaurishankar N. Kalyani	345,220	0.15	-	0.00	0.00	-	-	-	-	0.15
4	Mrs. Sulochana N. Kalyani jointly with Mr. B. N. Kalyani	50	0.00	-	0.00	0.00	-	-	-	-	0.00
5	Ms. Sheetal G. Kalyani	11,490	0.00	-	0.00	0.00	-	-	-	-	0.00
6	Mrs. Rohini G. Kalyani	50,730	0.02	-	0.00	0.00	-	-	-	-	0.02
7	Kum. Viraj G. Kalyani	11,400	0.00	-	0.00	0.00	-	-	-	-	0.00
8	KSL Holding Pvt. Ltd.	23,142,870	9.94	-	0.00	0.00	-	-	-	-	9.94
9	Ajinkya Investment & Trading Company	9,818,925	4.22	-	0.00	0.00	-	-	-	-	4.22
10	Sundaram Trading and Investment Pvt. Ltd.	29,907,087	12.85	-	0.00	0.00	-	-	-	-	12.85
11	Kalyani Investment Company Limited	31,656,095	13.60	-	0.00	0.00	-	-	-	-	13.60
12	BF Investment Limited	7,807,338	3.35	-	0.00	0.00	-	-	-	-	3.35
13	Rajgad Trading Co. Pvt. Ltd.	662,760	0.28	-	0.00	0.00	-	-	-	-	0.28
14	Tanmarg Investment & Trading Pvt. Ltd.	388,000	0.17	-	0.00	0.00	-	-	-	-	0.17
15	Yusmarg Investment & Trading Pvt. Ltd.	822,000	0.35	-	0.00	0.00	-	-	-	-	0.35
16	Kalyani Consultants Pvt. Ltd.	328,500	0.14	-	0.00	0.00	-	-	-	-	0.14
17	Jannhavi Investment Pvt. Ltd.	2,217,570	0.95	-	0.00	0.00	-	-	-	-	0.95
18	Dronacharya Investment & Trading Pvt. Ltd	70,715	0.03	-	0.00	0.00	-	-	-	-	0.03
19	Cornflower Investment & Finance Pvt. Ltd	247,000	0.11	-	0.00	0.00	-	-	-	-	0.11




20	Dandakaranya Investment & Trading Pvt. Ltd	512,500	0.22	-	0.00	0.00	-	-	-	0.22
21	Campanula Investment & Finance Pvt. Ltd.	344,445	0.15	-	0.00	0.00	-	-	-	0.15
22	Hastinapur Investment & Trading Pvt. Ltd.	84,000	0.04	-	0.00	0.00	-	-	-	0.04
	TOTAL	108,817,920	46.74	-	0.00	0.00	-	-	-	46.74

(*) The term "encumbrance" has the same meaning as assigned to it in regulation 28(3) of the SAST Regulations, 2011




(D)(c)(i) Statement showing holding of securities (including shares, warrants, convertible securities) of persons belonging to the category "Public" and holding more than 1% of the total number of shares

Sr. No.	Name of the shareholder	Number of shares held	Shares as a percentage of total number of shares {i.e., Grand Total (A)+(B)+(C) indicated in Statement at para (1)(a) above}	Details of warrants		Details of convertible securities		Total shares (including underlying shares assuming full conversion of warrants and convertible securities) as a % of diluted share capital
				Number of warrants held	As a % total number of warrants of the same class	Number of convertible securities held	% w.r.t total number of convertible securities of the same class	
1	Reliance Capital Trustee Company Limited	8,120,200	3.49	-	-	-	-	3.49
2	Life Insurance Corporation of India	7,578,185	3.26	-	-	-	-	3.26
3	Copthall Mauritius Investment Limited	5,565,877	2.39	-	-	-	-	2.39
4	Gagandeep Credit Capital Pvt. Ltd.	3,418,062	1.47	-	-	-	-	1.47
5	The New India Assurance Company Limited	3,204,879	1.38	-	-	-	-	1.38
6	Sudarshan Securities Private Limited	3,140,216	1.35	-	-	-	-	1.35
	TOTAL	31,027,419	13.33	-	-	-	-	13.33




(D)(c)(ii) Statement showing holding of securities (including shares, warrants, convertible securities) of persons (together with PAC) belonging to the category "Public" and holding more than 5% of the total number of shares of the company

Sr. No.	Name(s) of the shareholder(s) and the Persons Acting in Concert (PAC) with them	Number of shares	Shares as a percentage of total number of shares {i.e., Grand Total (A)+(B)+(C) indicated in Statement at para (D)(a) above}	Details of warrants		Details of convertible securities		Total shares (including underlying shares assuming full conversion of warrants and convertible securities) as a % of diluted share capital
				Number of warrants	As a % total number of warrants of the same class	Number of convertible securities held	% w.r.t total number of convertible securities of the same class	
1	N.A.	-	0.00	-	-	-	-	0.00
	TOTAL	-	0.00	-	-	-	-	0.00



(II)(a) Statement showing details of Depository Receipts (DRs)

Sr. No.	Type of outstanding DR (ADRs, GDRs, SDRs, etc.)	Number of outstanding DRs	Number of shares underlying outstanding DRs	Shares underlying outstanding DRs as a percentage of total number of shares {i.e., Grand Total (A)+(B)+(C) indicated in Statement at para (I)(a) above}
1	Global Depository Receipts	9,200	9,200	0.00
	TOTAL	9200	9200	0.00



(II)(b) Statement showing holding of Depository Receipts (DRs), where underlying shares held by "promoter/promoter group" are in excess of 1% of the total number of shares

Sr. No.	Name of the DR Holder	Type of outstanding DR (ADRs, GDRs, SDRs, etc.)	Number of shares underlying outstanding DRs	Shares underlying outstanding DRs as a percentage of total number of shares {i.e., Grand Total (A)+(B)+(C) indicated in Statement at para (D)(a) above}
1	N.A.	-	-	0.00
	TOTAL :	-	-	0.00



(III) (a) Statement showing the voting pattern of shareholders, if more than one class of shares/securities is issued by the issuer for the quarter ended on March 31, 2014.


(Give description of voting rights for each class of security.

Class X:

Class Y:

Class Z:) Not Applicable

Category code	Category of shareholder	Number of Voting Rights held in each class of securities			Total Voting Rights (III+IV+V)	Total Voting Rights i.e. (VI)	
		Class X	Class Y	Class Z		As a percentage of (A+B)	As a percentage of (A+B+C)
(I)	(II)	(III)	(IV)	(V)	(VI)	(VII)	(VIII)
(A)	Promoter and Promoter Group						
(1)	Indian						
(a)	Individuals/ Hindu Undivided Family						
(b)	Central Government/ State Government(s)						
(c)	Bodies Corporate						
(d)	Financial Institutions/ Banks						
(e)	Any Other (specify)						
	Sub-Total (A)(1)						
(2)	Foreign						
(a)	Individuals (Non-Resident Individuals/ Foreign Individuals)						
(b)	Bodies Corporate						
(c)	Institutions						
(d)	Any Other (specify)						
	Sub-Total (A)(2)						
	Total Shareholding of Promoter and Promoter Group (A)= (A)(1)+(A)(2)						



(B)	Public shareholding						
(1)	Institutions						
(a)	Mutual Funds/UTI						
(b)	Financial Institutions/ Banks						
(c)	Central Government/ State Government(s)						
(d)	Venture Capital Funds						
(e)	Insurance Companies						
(f)	Foreign Institutional Investors						
(g)	Foreign Venture Capital Investors						
(h)	Any Other (specify)						
	Sub-Total (B)(1)						
(2)	Non-institutions						
(a)	Bodies Corporate						
(b)	Individuals -						
	i. Individual shareholders holding nominal share capital up to Rs. 1 lakh.						
	ii. Individual shareholders holding nominal share capital in excess of Rs. 1 lakh.						
(c)	Any Other (specify)						
	Sub-Total (B)(2)						
	Total Public Shareholding (B)= (B)(1)+(B)(2)						
	TOTAL (A)+(B)						
(C)	Shares held by Custodians and against which Depository Receipts have been issued						
	GRAND TOTAL (A)+(B)+(C)						

