


# **Bharat Bijlee**


Introductory sub-table (I)(a)

<b>Name of the Company: BHARAT BIJLEE LIMITED</b>			
<b>Scrip Code BSE : 503960 NSE : BBL Name of the scrip : BHARAT BIJLEE Class of security: EQUITY</b>			
<b>Quarter ended: 30-09-2014</b>			
<hr/>			
<b>Partly paid-up shares:-</b>	<b>No. of partly paid-up shares</b>	<b>As a % of total no. of partly paid-up shares</b>	<b>As a % of total no. of shares of the company</b>
Held by promoter/promoter group			
Held by public			
<b>Total - D</b>	<b>0</b>		
<hr/>			
<b>Outstanding convertible securities:- No. of outstanding securities</b>		<b>As a % of total no. of outstanding convertible securities</b>	<b>As a % of total no. of shares of the company, assuming full conversion of the convertible securities</b>
Held by promoter/promoter group			
Held by public			
<b>Total - E</b>	<b>0</b>		
<hr/>			
<b>Warrants:-</b>		<b>No. of warrants</b>	<b>As a % of total no. of shares of the company, assuming full conversion of warrants</b>
Held by promoter/promoter group			
Held by public			
<b>Total - F</b>	<b>0</b>		
<hr/>			
<b>Total paid-up capital of the company, assuming full conversion of warrants and convertible securities</b>		<b>5651560</b>	<b>100</b>




**Statement Showing Shareholding Pattern**

Category code	Category of Shareholder	Table (I)(a)				Total shareholding as a percentage of total number of shares		Shares Pledged or otherwise encumbered	
		Number of Shareholders	Total number of shares	Number of shares held in dematerialized form	As a percentage of (A+B) <sup>1</sup>	As a percentage of (A+B+C)	Number of shares	As a percentage	
									(III)
(A)	<b>Shareholding of Promoter and</b>								
1	<b>Indian</b>								
(a)	Individuals/ Hindu Undivided Family								
(b)	Central Government/ State Government(s)	20	829742	829742	14.68	14.68	NIL	NIL	
(c)	Bodies Corporate								
(d)	Financial Institutions/ Banks	3	1191492	1191492	21.08	21.08	NIL	NIL	
(e)	Any Others(Specify)								
(e-i)									
(e-ii)									
	<b>Sub Total(A)(1)</b>	<b>23</b>	<b>2021234</b>	<b>2021234</b>	<b>35.76</b>	<b>35.76</b>	<b>0</b>		
2	<b>Foreign</b>								
a	Individuals (Non-Residents Individuals/ Foreign Individuals)								
b	Bodies Corporate								
c	Institutions								
d	Any Others(Specify)								
d-i									
d-ii									
	<b>Sub Total(A)(2)</b>	<b>0</b>	<b>0</b>	<b>0</b>			<b>0</b>		
	<b>Total Shareholding of Promoter and</b>	<b>23</b>	<b>2021234</b>	<b>2021234</b>	<b>35.76</b>	<b>35.76</b>	<b>0</b>		
(B)	<b>Public shareholding</b>								
1	<b>Institutions</b>								
(a)	Mutual Funds/ UTI	10	208673	207823	3.69	3.69	NIL	NIL	
(b)	Financial Institutions/ Banks	10	881663	880903	15.60	15.60	NIL	NIL	
(c)	Central Government/ State Government(s)								
(d)	Venture Capital Funds								
(e)	Insurance Companies								
(f)	Foreign Institutional Investors	5	14950	14000	0.27	0.27			
(g)	Foreign Venture Capital Investors								
(h)	Any Other (specify)								
(h-i)									
(h-ii)									
	<b>Sub-Total (B)(1)</b>	<b>25</b>	<b>1105286</b>	<b>1102726</b>	<b>19.56</b>	<b>19.56</b>	<b>NIL</b>	<b>NIL</b>	





**Bharat Bijlee**

<b>B 2</b>	<b>Non-institutions</b>							
(a)	Bodies Corporate	392	316905	315845	5.61	5.61	NIL	NIL
(b)	Individuals							
	Individuals -i. Individual shareholders holding nominal share capital up to Rs 1 lakh							
I		18955	1821864	1708310	32.23	32.23	NIL	NIL
II	ii. Individual shareholders holding nominal share capital in excess of Rs. 1 lakh.							
(c)	Any Other (specify)	12	227206	227206	4.02	4.02	NIL	NIL
(c-i)		349	159065	158915	2.89	2.89	NIL	NIL
(c-ii)								
	<b>Sub-Total (B)(2)</b>	<b>19708</b>	<b>2525040</b>	<b>2410276</b>	<b>44.68</b>	<b>44.68</b>	<b>NIL</b>	<b>NIL</b>
(B)	<b>Total Public Shareholding (B)= (B)(1)+(B)(2)</b>	<b>19733</b>	<b>3630326</b>	<b>3513002</b>	<b>64.24</b>	<b>64.24</b>	<b>NIL</b>	<b>NIL</b>
	<b>TOTAL (A)+(B)</b>	<b>19756</b>	<b>5651560</b>	<b>5534236</b>	<b>100.00</b>	<b>100.00</b>	<b>NIL</b>	<b>NIL</b>
(C)	<b>Shares held by Custodians and against which Depository Receipts have been issued</b>							
1	Promoter and Promoter Group							
2	Public							
	<b>Sub-Total (C)</b>	<b>0</b>	<b>0</b>	<b>0</b>				<b>0</b>
	<b>GRAND TOTAL (A)+(B)+(C)</b>	<b>19756</b>	<b>5651560</b>	<b>5534236</b>	<b>100.00</b>	<b>100.00</b>	<b>NIL</b>	<b>NIL</b>



# Bharat Bijlee

Sr.No	Notes
1	N.A.
2	
3	
4	
5	
6	
7	
8	
9	




# (B) Bharat Bijlee

(1)(b) Statement showing holding of securities (including shares, warrants, convertible securities) of persons belonging to the category "Promoter and Promoter Group"

Sr. No.	Name of the shareholder	Details of Shares held		Encumbered shares (*)			Details of warrants		Details of convertible securities		Total shares (including underlying shares assuming full conversion of warrants and convertible securities) as a % of diluted share capital
		Number of shares held	As a % of grand total (A)+(B)+(C)	No.	As a percentage	As a % of grand total (A)+(B)+(C) of sub-clause (I)(a)	Number of warrants held	As a % total number of warrants of the same class	Number of convertible securities held	As a % total number of convertible securities of the same class	
(i)	(ii)	(iii)	(iv)	(v)	(vi)=(v)/(iii)*100	(vii)	(viii)	(ix)	(x)	(xi)	(xii)
1	Nikhil J. Danani	323404	5.72	NIL		NIL	NIL		NIL		
2	Nakul P. Mehta	185830	3.29	NIL		NIL	NIL		NIL		
3	Anand J. Danani	92920	1.64	NIL		NIL	NIL		NIL		
4	Madhuri J. Danani	32230	0.57	NIL		NIL	NIL		NIL		
5	Roshan N. Danani	41285	0.73	NIL		NIL	NIL		NIL		
6	Shome N. Danani	2898	0.05	NIL		NIL	NIL		NIL		
7	Danmet Chemicals Pvt. Ltd.	459777	8.14	NIL		NIL	NIL		NIL		
8	Sita P. Mehta	73040	1.29	NIL		NIL	NIL		NIL		
9	Avanti P. Mehta	72800	1.29	NIL		NIL	NIL		NIL		
10	Nasivan Investments Pvt. Ltd.	281550	4.98	NIL		NIL	NIL		NIL		
11	Gayatri Edu. Medical & Res. F	450165	7.95	NIL		NIL	NIL		NIL		
12	Sanjiv N. Shah	4560	0.08	NIL		NIL	NIL		NIL		
13	Prakash Mehta	325	0.01	NIL		NIL	NIL		NIL		
14	Ela Mehta	450	0.01	NIL		NIL	NIL		NIL		
<b>TOTAL</b>		<b>2021234</b>	<b>35.76</b>	<b>NIL</b>		<b>NIL</b>	<b>NIL</b>		<b>NIL</b>		<b>0</b>

(\*) The term "encumbrance" has the same meaning as assigned to it in regulation 28(3) of the SAST Regulations, 2011








# Bharat Bijlee

(I)(c)(ii) Statement showing holding of securities (including shares, warrants, convertible securities) of persons (together with PAC) belonging to the category "Public" and holding more than 5% of the total number of shares of the company

Sr. No.	Name(s) of the shareholder(s) and the Persons Acting in Concert (PAC) with them	Number of shares	Shares as a percentage of total number of shares (i.e., Grand Total (A)+(B)+(C) indicated in Statement at para (I)(a) above)	Details of warrants		Details of convertible securities		Total shares (including underlying shares assuming full conversion of warrants and convertible securities) as a % of diluted share capital
				Number of warrants	As a % total number of warrants of the same class	Number of convertible securities held	% w.r.t total number of convertible securities of the same class	
1	Life Insurance Corp. of India	5,07,815	8.99	NIL		NIL		
2								
3								
4								
5								
6								
7								
8								
9								
10								
<b>TOTAL</b>		<b>5,07,815</b>	<b>8.99</b>	<b>0</b>		<b>0</b>		<b>0</b>



# Bharat Bijlee

(l)(d) Statement showing details of locked-in shares

Sr. No.	Name of the shareholder	Number of locked-in shares	Locked-in shares as a percentage of total number of shares (i.e., Grand Total (A)+(B)+(C) indicated in Statement at para (l)(a) above)
1		NIL	NIL
2		NIL	NIL
3		NIL	NIL
4		NIL	NIL
5		NIL	NIL
6		NIL	NIL
7		NIL	NIL
8		NIL	NIL
9		NIL	NIL
<b>TOTAL</b>		NIL	NIL








(II)(a) Statement showing details of Depository Receipts (DRs)

Sr. No.	Type of outstanding DR (ADRs, GDRs, SDRs, etc.)	Number of outstanding DRs	Number of shares underlying outstanding DRs	Shares underlying outstanding DRs as a percentage of total number of shares {i.e., Grand Total (A)+(B)+(C) indicated in Statement at para (I)(a) above}
1			NIL	NIL
2			NIL	NIL
3			NIL	NIL
4			NIL	NIL
5			NIL	NIL
6			NIL	NIL
7			NIL	NIL
8			NIL	NIL
9			NIL	NIL
<b>TOTAL</b>		<b>0</b>	NIL	NIL





(II)(b) Statement showing holding of Depository Receipts (DRs), where underlying shares held by "promoter/promoter group" are in excess of 1% of the total number of shares

Sr. No.	Name of the DR Holder	Type of outstanding DR (ADRs, GDRs, SDRs, etc.)	Number of shares underlying outstanding DRs	Shares underlying outstanding DRs as a percentage of total number of shares (i.e., Grand Total (A)+(B)+(C) indicated in Statement at para (I)(a) above)
1			NIL	NIL
2			NIL	NIL
3			NIL	NIL
4			NIL	NIL
5			NIL	NIL
6			NIL	NIL
7			NIL	NIL
8			NIL	NIL
9			NIL	NIL
<b>TOTAL</b>			<b>NIL</b>	<b>NIL</b>

