

Introductory sub-table (I)(a)

Name of the Company : BERGER PAINTS INDIA LIMITED			
Scrip Code : BSE: 509480 , CSE :12529			
Name of the scrip :NSE: BERGERPAINT			
Class of security : EQUITY			
Quarter Ended 31.03.2014			
Partly paid-up shares:-			
	No. of partly paid-up shares	As a % of total no. of partly paid-up shares	As a % of total no. of shares of the company
Held by promoter/promoter group	0	0.00	0.00
Held by public	0	0.00	0.00
Total - D	0	0.00	0.00
Outstanding convertible securities: No. of outstanding securities			
		As a % of total no. of outstanding convertible securities	As a % of total no. of shares of the company, assuming full conversion of the convertible securities
Held by promoter/promoter group	0	0.00	0.00
Held by public	0	0.00	0.00
Total - E	0	0.00	0.00
Warrants:-			
	No. of warrants	As a % of total no. of warrants	As a % of total no. of shares of the company, assuming full conversion of warrants
Held by promoter/promoter group	0	0.00	0.00
Held by public	0	0.00	0.00
Total - F	0	0.00	0.00
Total paid-up capital of the company, assuming full conversion of warrants and convertible securities	Rs. 692962634.00 (346481317 Shares of Rs.2/- each)		

CERTIFIED TRUE COPY
BERGER PAINTS INDIA LIMITED

[Signature]
ANIRUDDHA SEN
Sr. Vice President & Company Secretary

CB MANAGEMENT SERVICES (P) LTD.

[Signature]
Registrars

Statement Showing Shareholding Pattern


Category code	Category of Shareholder	Table (I)(a)						
		Number of Shareholders	Total number of shares	Number of shares held in dematerialized form	Total shareholding as a percentage of total number of shares		Shares Pledged or otherwise encumbered	
					As a percentage of (A+B) ¹	As a percentage of (A+B+C)	Number of shares	As a percentage
(I)	(II)	(III)	(IV)	(V)	(VI)	(VII)	(VIII) = (VII)/(IV)*100	
(A)	Shareholding of Promoter and Promoter Group ²							
1	Indian							
(a)	Individuals/ Hindu Undivided Family	10	16522808	16522808	4.77	4.77	N.A	
(b)	Central Government/ State Government(s)						NIL	
(c)	Bodies Corporate	5	192960088	192960088	55.69	55.69	NIL	
(d)	Financial Institutions/ Banks						NIL	
(e)	Any Others (Specify)							
(e-i)								
(e-ii)								
	Sub Total(A)(1)	15	209482896	209482896	60.46	60.46	NIL	
2	Foreign							
a	Individuals (Non-Residents Individuals/ Foreign Individuals)							
b	Bodies Corporate	1	50234565	50234565	14.50	14.50		
c	Institutions							
d	Qualified Foreign Investor							
e	Any Others (Specify)							
(e-i)								
(e-ii)								
	Sub Total(A)(2)	1	50234565	50234565	14.50	14.50		
	Total Shareholding of Promoter and Promoter Group (A) = (A)(1)+(A)(2)	16	259717461	259717461	74.96	74.96	NIL	
(B)	Public shareholding							
1	Institutions							
(a)	Mutual Funds/ UTI	22	2241529	2234954	0.65	0.65	NA	
(b)	Financial Institutions/ Banks	12	73176	66360	0.02	0.02	NA	
(c)	Central Government/ State Government(s)							
(d)	Venture Capital Funds							
(e)	Insurance Companies	4	7183965	7182965	2.07	2.07		
(f)	Foreign Institutional Investors	84	40618489	40618489	11.72	11.72		
(g)	Foreign Venture Capital Investors							
(h)	Qualified Foreign Investor							
(i)	Any Other (specify)							
(i-i)								
(i-ii)								
	Sub-Total (B)(1)	122	50117159	50102768	14.46	14.46		

CORPORATE SECRETARY (P)

Registrar



B 2	Non-institutions							
(a)	Bodies Corporate	540	5184113	5128107	1.50	1.50	N.A	N.A
(b)	Individuals							
I	Individuals -i. Individual shareholders holding nominal share capital up to Rs 1 lakh	35536	28256052	20813457	8.16	8.16		
II	ii. Individual shareholders holding nominal share capital in excess of Rs. 1 lakh.	12	897595	897595	0.26	0.26		
(c)	Qualified Foreign Investor	0	0	0	0.00	0.00		
(d)	Any Other (specify)							
(d-i)	Non-Resident Individual	543	591207	434347	0.17	0.17		
(d-ii)	Clearing Member	214	223887	223887	0.06	0.06		
(d-iii)	Trust	5	29564	25364	0.01	0.01		
(d-iv)	Foreign National	1	50	50	0.00	0.00		
(d-v)	Unclaimed Suspense Account	1	1464229	1464229	0.42	0.42		
	Sub-Total (B)(2)	36852	36646697	28987036	10.58	10.58		
(B)	Total Public Shareholding (B)- (B)(I)+(B)(2)	36974	86763856	79089804	25.04	25.04	NA	NA
	TOTAL (A)+(B)	36990	346481317	338807265	100.00	100.00	NA	NA
(C)	Shares held by Custodians and against which Depository Receipts have been issued							
1	Promoter and Promoter Group	0	0	0	0.00	0.00		
2	Public	0	0	0	0.00	0.00		
	Sub-Total (C)	0	0	0	0.00	0.00		
	GRAND TOTAL (A)+(B)+(C)	36990	346481317	338807265	100.00	100.00		



CB MANAGEMENT SERVICES (P) LTD.

amb
Registrars

SL. No.	Notes



[Handwritten Signature]
CB MANAGEMENT SERVICES (P) LTD.
Registrars

(D)(b) Statement showing holder of securities (including shares, warrants, convertible securities) of issuer belonging to the category "Promoter and Promoter Group"

Sr. No.	Name of the shareholder	Details of Shares held		Encumbered shares (*)		Details of warrants		Details of convertible securities		Total shares (including underlying shares assuming full conversion of warrants and convertible securities) as a % of diluted share capital
		Number of shares held	As a % of grand total (A)+(B)+(C)	No.	As a percentage	Number of warrants held	As a % total number of warrants of the same class	Number of convertible securities held	As a % total number of convertible securities of the same class	
(i)	(ii)	(iii)	(iv)	(v)	$(vi) = (v) \times 100$	(vii)	(viii)	(ix)	(x)	(xi)
1	U.K. Paints (India) Pvt. Ltd.	158465295	45.74	0	0.00	0	0.00	0	0.00	45.74
2	Jenson & Nicholson (Asia) Ltd. U.K.	50234565	14.50	0	0.00	0	0.00	0	0.00	14.50
3	Citland Commercial Credits Ltd.	11161307	3.22	0	0.00	0	0.00	0	0.00	3.22
4	Vignette Investments Pvt. Ltd.	9784200	2.82	0	0.00	0	0.00	0	0.00	2.82
5	Wang Investment Finance Pvt. Ltd.	10709136	3.09	0	0.00	0	0.00	0	0.00	3.09
6	Biggs Investment & Finance Ltd.	2840150	0.82	0	0.00	0	0.00	0	0.00	0.82
7	Meeta Dhingra	7964896	2.30	0	0.00	0	0.00	0	0.00	2.30
8	Vinu Dhingra	7300447	2.11	0	0.00	0	0.00	0	0.00	2.11
9	Gurbachan Singh Dhingra	864960	0.25	0	0.00	0	0.00	0	0.00	0.25
10	Kuldip Singh Dhingra	107385	0.03	0	0.00	0	0.00	0	0.00	0.03
11	Jessima Kumar	52320	0.02	0	0.00	0	0.00	0	0.00	0.02
12	Dipti Dhingra	47040	0.01	0	0.00	0	0.00	0	0.00	0.01
13	Kanwar Deep Singh Dhingra	19200	0.01	0	0.00	0	0.00	0	0.00	0.01
14	Yuvarani Rishma Kaur	89780	0.03	0	0.00	0	0.00	0	0.00	0.03
15	Sunaina Kohli	38400	0.01	0	0.00	0	0.00	0	0.00	0.01
16	Anshna Sawhney	38400	0.01	0	0.00	0	0.00	0	0.00	0.01
TOTAL		259717461	74.96	0	0.00	0	0.00	0	0.00	74.96
Note: (*) - More than one folio clubbed										

(*) The term "encumbrance" has the same meaning as assigned to it in regulation 26(3) of the SEBI Regulations, 2011




MANAGEMENT SERVICES (P) LTD.

Registrars

(D)(c)(i) Statement showing holding of securities (including shares, warrants, convertible securities) of persons belonging to the category "Public" and holding more than 1% of the total number of shares

Sr. No.	Name of the shareholder	Number of shares held	Shares as a percentage of total number of shares (i.e., Grand Total (A)+(B)+(C) indicated in Statement at para (1)(a) above)	Details of warrants		Details of convertible securities		Total shares (including underlying shares assuming full conversion of warrants and convertible securities) as a % of diluted share capital
				Number of warrants held	As a % total number of warrants of the same class	Number of convertible securities held	% w.r.t total number of convertible securities of the same class	
1	The New India Assurance Co.Ltd.	3923816	1.13	0	0.00	0	0.00	1.13
2	Nalanda India Fund Ltd.	18124788	5.23	0	0.00	0	0.00	5.23
3	Wasatch Emerging Markets Small Cap Fund	5055313	1.46	0	0.00	0	0.00	1.46
	TOTAL	27103917	7.82	0	0.00	0	0.00	7.82
	Note : (*) - More than one folio clubbed							



CD BERGER PAINTS INDIA LIMITED
 REGISTRARS SERVICES (P) LTD.

Registrars

(I)(c)(ii) Statement showing holding of securities (including shares, warrants, convertible securities) of persons (together with PAC) belonging to the category "Public" and holding more than 5% of the total number of shares of the company

Sr. No.	Name(s) of the shareholder(s) and the Persons Acting in Concert (PAC) with them	Number of shares	Shares as a percentage of total number of shares (I.e., Grand Total (A)+(B)+(C) indicated in Statement at para (I)(a) above)	Details of warrants		Details of convertible securities		Total shares (including underlying shares assuming full conversion of warrants and convertible securities) as a % of diluted share capital
				Number of warrants	As a % total number of warrants of the same class	Number of convertible securities held	% w.r.t total number of convertible securities of the same class	
1	Nalanda India Fund Ltd.	18124788	5.23	0	0.00	0	0.00	5.23
TOTAL		18124788	5.23	0	0.00	0	0.00	5.23
	Note : (*) - More than one folio clubbed							
TOTAL								




MANAGEMENT SERVICES (P) LTD.

Registrars

(I)(d) Statement showing details of locked-in shares

Sr. No.	Name of the shareholder	Number of locked-in shares	Locked-in shares as a percentage of total number of shares (i.e., Grand Total (A)+(B)+(C) indicated in Statement at para (I)(a) above)	Promoter /Promoter Group/Public
	0	0	0.00	
TOTAL		0	0.00	



CG MANAGEMENT SERVICES (P) LTD.

Sub
Registrars

(II)(a) Statement showing details of Depository Receipts (DRs)

Sr. No.	Type of outstanding DR (ADRs, GDRs, SDRs, etc.)	Number of outstanding DRs	Number of shares underlying outstanding DRs	Shares underlying outstanding DRs as a percentage of total number of shares (i.e., Grand Total (A)+(B)+(C) indicated in Statement at para I(x) above)
1	N.A	N.A		0.00
TOTAL		0	0	0.00



REGISTRATION SERVICES (P) LTD.

Handwritten signature

Registrars

