




# Beckons Industries Limited

Introductory sub-table (I)(a)

Name of the Company:		BECKONS INDUSTRIES LIMITED	
Scrip Code, Name of the scrip, class of security:		531937	
Quarter ended:		31ST MARCH, 2014	
<b>Partly paid-up shares:-</b>		<b>No. of partly paid-up shares</b>	<b>As a % of total no. of partly paid-up shares</b>
			<b>As a % of total no. of shares of the company</b>
Held by promoter/promoter group		0	0
Held by public		0	0
<b>Total - D</b>		<b>0</b>	<b>0</b>
<b>Outstanding convertible securities:-</b>		<b>No. of outstanding securities</b>	<b>As a % of total no. of outstanding convertible securities</b>
			<b>As a % of total no. of shares of the company, assuming full conversion of the convertible securities</b>
Held by promoter/promoter group		0	0
Held by public		0	0
<b>Total - E</b>		<b>0</b>	<b>0</b>
<b>Warrants:-</b>		<b>No. of warrants</b>	<b>As a % of total no. of warrants</b>
			<b>As a % of total no. of shares of the company, assuming full conversion of warrants</b>
Held by promoter/promoter group		0	0
Held by public		0	0
<b>Total - F</b>		<b>0</b>	<b>0</b>
Total paid-up capital of the company, assuming full conversion of warrants and convertible securities		78449095	






**Statement Showing Shareholding Pattern**

Table (I)(a)								
Category code	Category of Shareholder	Number of Shareholders	Total number of shares	Number of shares held in dematerialized form	Total shareholding as a percentage of total number of shares		Shares Pledged or otherwise encumbered	
					As a percentage of(A+B) <sup>1</sup>	As a percentage of A+B+C	Number of shares	As a percentage
(I)	(II)	(III)	(IV)	(V)	(VI)	(VII)	(VIII)	(IX)= (VIII)/ (IV)
<b>(A)</b>	<b>Shareholding of Promoter and Promoter Group<sup>2</sup></b>							
<b>1</b>	<b>Indian</b>							
(a)	Individuals/ Hindu Undivided Family	4	2067919	2067919	2.64	2.64	0	0.00
(b)	Central Government/ State Government(s)	0	0	0	0.00	0.00	0	0.00
(c)	Bodies Corporate	0	0	0	0.00	0.00	0	0.00
(d)	Financial Institutions/ Banks	0	0	0	0.00	0.00	0	0.00
(e)	Any Others(Specify)	0	0	0	0.00	0.00	0	0.00
	<b>Sub Total(A)(1)</b>	<b>4</b>	<b>2067919</b>	<b>2067919</b>	<b>2.64</b>	<b>2.64</b>	<b>0</b>	<b>0.00</b>
<b>2</b>	<b>Foreign</b>							
a	Individuals (Non-Residents Individuals/ Foreign Individuals)	0	0	0	0.00	0.00	0	0.00
b	Bodies Corporate	0	0	0	0.00	0.00	0	0.00
c	Institutions	0	0	0	0.00	0.00	0	0.00
d	Any Others(Specify)	0	0	0	0.00	0.00	0	0.00
	<b>Sub Total(A)(2)</b>	<b>0</b>	<b>0</b>	<b>0</b>	<b>0.00</b>	<b>0.00</b>	<b>0</b>	<b>0.00</b>
	<b>Total Shareholding of Promoter and Promoter Group (A)= (A)(1)+(A)(2)</b>	<b>4</b>	<b>2067919</b>	<b>2067919</b>	<b>2.64</b>	<b>2.64</b>	<b>0</b>	<b>0.00</b>
<b>(B)</b>	<b>Public shareholding</b>							
<b>1</b>	<b>Institutions</b>							
(a)	Mutual Funds/ UTI	0	0	0	0.00	0.00	0	0.00
(b)	Financial Institutions /Banks	0	0	0	0.00	0.00	0	0.00
(c)	Central Government/ State Government(s)	0	0	0	0.00	0.00	0	0.00
(d)	Venture Capital Funds	0	0	0	0.00	0.00	0	0.00
(e)	Insurance Companies	0	0	0	0.00	0.00	0	0.00
(f)	Foreign Institutional Investors	0	0	0	0.00	0.00	0	0.00
(g)	Foreign Venture Capital Investors	0	0	0	0.00	0.00	0	0.00
(h)	Any Other (specify)	0	0	0	0.00	0.00	0	0.00
	<b>Sub-Total (B)(1)</b>	<b>0</b>	<b>0</b>	<b>0</b>	<b>0.00</b>	<b>0.00</b>	<b>0</b>	<b>0.00</b>
<b>B 2</b>	<b>Non-institutions</b>							
(a)	Bodies Corporate	283	11126604	11126604	14.18	14.18	0	0.00
(b)	Individuals							





I	Individuals -i. Individual shareholders holding nominal share capital up to Rs 1 lakh	15083	24945485	24844960	31.80	31.80	0	0.00
II	ii. Individual shareholders holding nominal share capital in excess of Rs. 1 lakh.	1028	36789506	36763106	46.90	46.90	0	0.00
(c)	Any Other (specify)							
(c-i)	NRI	98	948411	948411	1.21	1.21	0	0.00
(c-ii)	Clearing House/Public Trust	1	500	500	0.00	0.00	0	0.00
(c-iii)	Hindu Undivided Family	393	2538374	2538374	3.24	3.24	0	0.00
(c-iv)	Clearing Members	9	32296	32296	0.04	0.04	0	0.00
	<b>Sub-Total (B)(2)</b>	<b>16895</b>	<b>76381176</b>	<b>76254251</b>	<b>97.36</b>	<b>97.36</b>	<b>0</b>	<b>0.00</b>
(B)	<b>Total Public Shareholding (B)= (B)(1)+(B)(2)</b>	<b>16895</b>	<b>76381176</b>	<b>76254251</b>	<b>97.36</b>	<b>97.36</b>	<b>0</b>	<b>0.00</b>
	<b>TOTAL (A)+(B)</b>	<b>16899</b>	<b>78449095</b>	<b>78322170</b>	<b>100.00</b>	<b>100.00</b>	<b>0</b>	<b>0.00</b>
(C)	<b>Shares held by Custodians and against which Depository Receipts have been issued</b>							
1	Promoter and Promoter Group	0	0	0	0	0.00	0	0.00
2	Public	0	0	0	0	0.00	0	0.00
	<b>Sub-Total (C)</b>	<b>0</b>	<b>0</b>	<b>0</b>	<b>0</b>	<b>0.00</b>	<b>0</b>	<b>0.00</b>
	<b>GRAND TOTAL (A)+(B)+(C)</b>	<b>16899</b>	<b>78449095</b>	<b>78322170</b>	<b>100.00</b>	<b>100.00</b>	<b>0</b>	<b>0.00</b>





Sr.No	Notes
1	
2	
3	
4	
5	
6	
7	
8	
9	





(D)(c)(i) Statement showing holding of securities (including shares, warrants, convertible securities) of persons belonging to the category "Public" and holding more than 1% of the total number of shares

Sr. No.	Name of the shareholder	Number of shares held	Shares as a percentage of total number of shares {i.e., Grand Total (A)+(B)+(C) indicated in Statement at para (D)(a) above}	Details of warrants		Details of convertible securities		Total shares (including underlying shares assuming full conversion of warrants and convertible securities) as a % of diluted share capital
				Number of warrants held	As a % total number of warrants of the same class	Number of convertible securities held	% w.r.t total number of convertible securities of the same class	
1	NARENDRA DESAI	850000	1.08	0	0	0	0	850000
2			0.00	0	0	0	0	0
3			0.00	0	0	0	0	0
4			0.00	0	0	0	0	0
5			0.00	0	0	0	0	0
<b>TOTAL</b>		<b>850000</b>	<b>1.08</b>	<b>0</b>	<b>0</b>	<b>0</b>	<b>0</b>	<b>850000</b>





**(1)(b) Statement showing holding of securities (including shares, warrants, convertible securities) of persons belonging to the category "Promoter and Promoter Group"**

Sr.	Name of the shareholder	Details of Shares held			Encumbered shares (*)			Details of warrants			Details of convertible securities			Total shares (including underlying shares assuming full conversion of warrants and convertible securities) as a % of diluted share capital
		Number of shares held	As a % of grand total (A)+(B)+(C)	No.	As a percentage (VI)=(V)/(III)*	As a % of grand total (A)+(B)+(C) of sub-clause (I)(a)	Number of warrants held	As a % total number of warrants of the same class	Number of convertible securities held	As a % total number of convertible securities of the same class	(XII)			
No.	(II)	(III)	(IV)	(V)	(VI)=(V)/(III)*	(VII)	(VIII)	(IX)	(X)	(XI)	(XII)			
1	Gurmeet Singh	1550207	1.98	0	0.00	0.00	0	0	0	0	1550207			
2	Paramjit Kaur	233829	0.30	0	0.00	0.00	0	0	0	0	233829			
3	Jasjit Singh	278383	0.35	0	0.00	0.00	0	0	0	0	278383			
4	Upneet Kaur	5500	0.01	0	0.00	0.00	0	0	0	0	5500			
<b>TOTAL</b>		<b>2067919</b>	<b>2.64</b>	<b>0</b>	<b>0.00</b>	<b>0.00</b>	<b>0.00</b>	<b>0</b>	<b>0</b>	<b>0</b>	<b>2067919</b>			

(\*) The term "encumbrance" has the same meaning as assigned to it in regulation 28(3) of the SAST Regulations, 2011









**(I)(d) Statement showing details of locked-in shares**


Sr. No.	Name of the shareholder	Number of locked-in shares	Locked-in shares as a percentage of total number of shares {i.e., Grand Total (A)+(B)+(C) indicated in Statement at para (I)(a) above}
1		0	0.00
2		0	0.00
3		0	0.00
4		0	0.00
5		0	0.00
<b>TOTAL</b>		<b>0</b>	<b>0.00</b>





(II)(a) Statement showing details of Depository Receipts (DRs)

Sr. No.	Type of outstanding DR (ADRs, GDRs, SDRs, etc.)	Number of outstanding DRs	Number of shares underlying outstanding DRs	Shares underlying outstanding DRs as a percentage of total number of shares {i.e., Grand Total (A)+(B)+(C) indicated in Statement at para (I)(a) above}
1		0	0	0.00
2		0	0	0.00
3		0	0	0.00
4		0	0	0.00
<b>TOTAL</b>		<b>0</b>	<b>0</b>	<b>0.00</b>





**(II)(b) Statement showing holding of Depository Receipts (DRs), where underlying shares held by "promoter/promoter group" are in excess of 1% of the total number of shares**

Sr. No.	Name of the DR Holder	Type of outstanding DR (ADRs, GDRs, SDRs, etc.)	Number of shares underlying outstanding DRs	Shares underlying outstanding DRs as a percentage of total number of shares {i.e., Grand Total (A)+(B)+(C) indicated in Statement at para (I)(a) above}
1		0	0	0.00
2		0	0	0.00
3		0	0	0.00
4		0	0	0.00
5		0	0	0.00
<b>TOTAL</b>			<b>0</b>	<b>0.00</b>

