


(1) (a)

Statement Showing Shareholding PatternName of the Company: **BASIL INFRASTRUCTURE PROJECTS LIMITED**Scrip Code, Name of the Scrip, Class of Security : **NSE- / BSE -?, BASIL INFRASTRUCTURE PROJECTS LIMITED, Equity** Week ended : **30/9/201**


Partly paid-up shares:-	No. of partly paid-up shares	As a % of total no. of partly paid-up Shares	As a % of total no. of shares of the company
Held by promoter/promoter group	0	0	0
Held by public	0	0	0
Total	0	0	0
Outstanding convertible securities:-	No. of outstanding securities	As a % of total no. of outstanding convertible securities	As a % of total no. of shares of the company, assuming full conversion of the convertible securities
Held by promoter/promoter group	0	0	0
Held by public	0	0	0
Total	0	0	0
Warrants:-	No. of warrants	As a % of total no. of warrants	As a % of total no. of shares of the company, assuming full conversion of Warrants
Held by promoter/promoter group	0	0.00	0.00
Held by public	0	0.00	0.00
Total	0	0.00	0.00
Total paid-up capital of the company, assuming full conversion of warrants and convertible securities	2854141		0.00

Category Code	Category of Shareholder	Number of Share Holders	Total Number of Shares	Number of Shares held in Dematerialized Form	Total Shareholding as a percentage of total Number of Shares		Shares Pledged or otherwise encumbered	
					As a Percentage of (A+B) (VI)	As a Percentage of (A+B+C) (VII)	Number of Shares (VIII)	As a Percentage (IX) = (VIII)/(IV)*100
(I)	(II)	(III)	(IV)	(V)	(VI)	(VII)	(VIII)	(IX)
A	Promoter and Promoter Group							
(1)	Indian							
(a)	Individuals/Hindu Undivided Family	7	688254	648254	24.11	24.11	0	0.00
(b)	Central Government /State Government (s)	0	0	0	-	-	0	-
(c)	Bodies Corporate	3	464300	326800	16.27	16.27	0	-
(d)	Financial Institutions / Banks	0	0	0	-	-	0	-
(e)	Any other(PAC)	0	0	0	-	-	0	0.00
(f)	Others	0	0	0	0.00%	0	0	0
	Sub-Total (A)(1)	10	1152554	975054	40.38	40.38	0	0.00
(2)	Foreign							
(a)	Individuals (Non Resident Individuals)	0	0	0	-	-	0	-
(b)	Bodies Corporate	0	0	0	-	-	0	-
(c)	Institutions	0	0	0	-	-	0	-
(d)	Qualified Foreign Investor	0	0	0	-	-	0	-
(e)	Any Other	0	0	0	-	-	0	-
	Sub-Total (A)(2)	0	0	0	-	-	0	-
Total Shareholding of Promoter and Promoter Group A=(A)(1) + (A)(2)								
		10	1152554	975054	40.38	40.38	0	0
B	Public Shareholding							
(1)	Institutions							
(a)	Mutual Funds/UTI	0	0	0	-	-	0	-
(b)	Financial Institutions/Banks	3	700	0	0.02	0.02	0	-
(c)	Central Government/State Government	0	0	0	-	-	0	-
(d)	Venture Capital Funds	0	0	0	-	-	0	-
(e)	Insurance Companies	0	0	0	-	-	0	-
(f)	Foreign Institutional Investors	0	0	0	-	-	0	-
(g)	Foreign Venture Capital Investors	0	0	0	-	-	0	-
(h)	Qualified Foreign Investor	0	0	0	-	-	0	-
(i)	Any Other	0	0	0	-	-	0	-

A.T.D




Sub-Total (B)(1)		3	700	0	0.02	0.02	0	
(2)	Non-institutions							
(a)	Bodies Corporate	31	720774	106764	25.25	25.25	0	
(b)	Individuals							
	i Individual Shareholders holding nominal share capital upto Rs. 1	2194	475313	196167	16.65	16.65	0	
	ii Individual Shareholders holding nominal share capital in excess of Rs. 1 Lakh	14	504800	96190	17.69	17.69	0	
(c)	Qualified Foreign Investor-Corporate	0	0	0	-	-	0	
(d)	CLEARING MEMBER	0	0	0	-	-	0	
(e)	TRUST	0	0	0	-	-	0	
(f)	Non Resident Individuals	0	0	0	-	-	0	
(g)	Foreign Bodies Corp	0	0	0	-	-	0	
(h)	Foreign Nation	0	0	0	-	-	0	
(i)	FPI - Individual	0	0	0	-	-	0	
(j)	FPI - Corporate	0	0	0	-	-	0	
Sub-Total (B)(2)		2239	1700887	399121	59.59	59.59	0	
Total Public Shareholding								
B=(B)(1)+(B)(2)		2242	1701587	399121	59.62	59.62	0	
Total (A)+(B)		2252	2854141	1374175	100.00	100.00	0	
(C)	Shares held by Custodians and against which Depository Receipts have been issued							
(1)	Promoter and Prmoter Group	0	0	0	0	0	0	0
(2)	Public	0	0	0	0	0	0	0
GRAND TOTAL (A) + (B) + (C)		2252	2854141	1374175	100.00	100.00	0	0



(f)(b) Statement showing Shareholding of persons belonging to the category "Promoter and Promoter Group"


Sl. No.	Name of the shareholder	Total shares held		Shares pledged or			Details of		Details of Convertible		Total Shares (including underlying shares assuming full conversion of warrants and
		Number	As a % of grand total (A)+(B)+(C)	Number	% of Total Shares Held	As a % of grand total (A)+(B)+(C)	No of warrant held (VIII)	As a % total number of warrants of the same class	No of convertible securities held	As a % total number of convertible securities of the same class	
1	VBC FERRO ALLOYS LIMITED	135000	4.73	0	0.00	0.00	0	0.00	0	0.00	4.73
2	YASASWINI INVESTMENTS (P) LTD INE465D0101 1VBC004041, IN3015491656 7996	163400	5.73	0	0.00	0.00	0	0.00	0	0.00	5.73
3	PADMAKSHI INVESTMENTS (P) LTD INE465D0101 1VBC004042, IN3015491656 8003	165900	5.81	0	0.00	0.00	0	0.00	0	0.00	5.81
4	M S RAMA RAO IN3026793043 3573, IN3029024234 6738	231244	8.10	0	0.00	0.00	0	0.00	0	0.00	8.10
5	M V V S MURTHI	31310	1.10	0	0.00	0.00	0	0.00	0	0.00	1.10
6	M S LAKSHMAN RAO	110500	3.87	0	0.00	0.00	0	0.00	0	0.00	3.87
7	MATHUKUMILLI SRI MANI	106200	3.72	0	0.00	0.00	0	0.00	0	0.00	3.72
8	MATHUKUMILLI SURYA INE465D0101 1VBC002366, IN3010222151 1332	98000	3.43	0	0.00	0.00	0	0.00	0	0.00	3.43
9	M AISHWARYA	1000	0.04	0	0.00	0.00	0	0.00	0	0.00	0.04
10	MATHUKUMI	110000	3.85	0	0.00	0.00	0	0.00	0	0.00	3.85
	TOTAL	1152554	40.38	0	0.00	0.00	0	0.00	0	0.00	40.38

PFO



(D)(c) Statement showing Shareholding of persons belonging to the category "Public" and holding more than 1% of the total number of shares


Sl. No.	Name of the shareholder	No. of shares	Shares as % of Total No. of Shares	Details of Warrants		Details of		Total Shares (including)
				No of warrants held	As a% total number	No of convertible	% total number of	
1	R. B. K. SHARE BROKING LTD.	29000	1.02	0	0	0	0	1.02
2	SRI VENKATESWARA CROWNS P LTD	39700	1.39	0	0	0	0	1.39
3	JSK HOLDINGS PVT LTD	44900	1.57	0	0	0	0	1.57
4	SONAL PACKAGING EXPORT PRIVATE LIMITED	130000	4.55	0	0	0	0	4.55
5	TAMARIND VALLEY TRADELINKS PVT LTD	120000	4.2	0	0	0	0	4.2
6	MAHA HOTEL PROJECTS PRIVATE LIMITED	270000	9.46	0	0	0	0	9.46
7	JASTI SESHAGIRI RAO	39000	1.37	0	0	0	0	1.37
8	KAMAL AGARWAL	33500	1.17	0	0	0	0	1.17
9	CHETNA SHARMA	95400	3.34	0	0	0	0	3.34
10	SAVITRI KACHHWAL	67000	2.35	0	0	0	0	2.35
11	PREM SUKH	68600	2.4	0	0	0	0	2.4
	TOTAL	937100	32.83	0	0	0	0	32.83



BASIL INFRASTRUCTURE PROJECTS LIMITED Scrip code: 511210

**D)(c) Statement showing Shareholding of persons belonging to the category
"Public" and holding more than 5% of the total number of shares**

Sl. No.	of the share	No. of shares	Shares as % of Total No. of Shares	Details of		Details of Convertible		Total Shares (including underlying shares)
				No of warrants held	As a% total number	No of convertible securities held	% total number of convertible	
1	MAHA HOTEL	270000	9.46	0	0	0	0	9.46
	TOTAL	270000	9.46	0	0	0	0	9.46

PSD


BASIL INFRASTRUCTURE PROJECTS LIMITED SCRIP CODE: 511210

(I)(d) Statement showing details of locked-in shares

Sl. No	Name of the shareholder	Number of shares	Shares as % of Total No. of Shares	Category
	TOTAL	0	0	
	TOTAL			

