


Sub-table(1)(a) 30.09.2014

Introductory sub-table (1)(a)			
Name of the Company :	Banco Products (India) Ltd.		
Scrp Code	500039		
Quarter ended	30 th September, 2014.		
Partly paid-up shares:-	No of partly Paid-up shares	As a % of total no. of partly paid-up shares	As a % of total total no. of shares of the Company
Held by promoter/promoter Group	0	0	0
Held by public	0	0	0
TOTAL - D	0	0	0
Outstanding convertible Securities	No of out- standing securities	As a % of total no of outstanding convertible securities	As a % of total no of shares of the Company, assuming full conversion of convertible securities
Held by promoter/promoter group	0	0	0
Held by public	0	0	0
TOTAL - E	0	0	0
Warrants:-	No of warrants	As a % of total no of warrants	As a % of total no of shares of the Company, assuming full conversion of warrants.
Held by promoter/promoter Group	0	0	0
Held by public.	0	0	0
TOTAL - F	0	0	0
Total paid-up capital of the Company assuming full conversion of warrants and convertible securities (Grand Total)	71518650	100	100
(A+B+C) + D+E+F)	71518650	100	100

s:

ly note that as we are already listed Company, we have no partly paid-up es outstanding convertible securities and warrants as required to be itted by amendment made by SEBI vide circular no. CIR/CFD/DIL/10/2010. d 16.12.2010.




BPIL SH-PATTERN 30.09.2014

Statement Showing Shareholding Pattern Table (1)(a)		Statement Showing Shareholding Pattern Table (1)(a)		Statement Showing Shareholding Pattern Table (1)(a)		Statement Showing Shareholding Pattern Table (1)(a)		Statement Showing Shareholding Pattern Table (1)(a)		Statement Showing Shareholding Pattern Table (1)(a)		Statement Showing Shareholding Pattern Table (1)(a)	
NAME OF THE COMPANY	SCRIP CODE	QUARTER ENDED ON	CATEGORY	NUMBER OF SHAREHOLDERS	TOTAL NUMBER OF SHARES	NUMBER OF SHARES HELD IN DEMATERIALIZED FORM	TOTAL SHAREHOLDING AS A PERCENTAGE OF (A+B)	AS A PERCENTAGE OF (A+B+C)	AS A PERCENTAGE OF (A+B+C)	AS A PERCENTAGE OF (A+B+C)	AS A PERCENTAGE OF (A+B+C)	AS A PERCENTAGE OF (A+B+C)	AS A PERCENTAGE OF (A+B+C)
NAME OF THE COMPANY	SCRIP CODE	QUARTER ENDED ON	CATEGORY	NUMBER OF SHAREHOLDERS	TOTAL NUMBER OF SHARES	NUMBER OF SHARES HELD IN DEMATERIALIZED FORM	TOTAL SHAREHOLDING AS A PERCENTAGE OF (A+B)	AS A PERCENTAGE OF (A+B+C)	AS A PERCENTAGE OF (A+B+C)	AS A PERCENTAGE OF (A+B+C)	AS A PERCENTAGE OF (A+B+C)	AS A PERCENTAGE OF (A+B+C)	AS A PERCENTAGE OF (A+B+C)
BANCO PRODUCTS (INDIA) LIMITED	500039	30 th September, 2014											
(I) Shareholding of Promoter and Promoter Group			(III)		(IV)	(V)	(VI)	(VII)	(VIII)	(IX)	(X)	(XI)	(XII)
(A) Indian													
(a) Individuals/ Hindu Undivided Family				6	18072763	17555215	25.27	25.27	0.00	0.00	0.00	0.00	0.00
(b) Central Government/ State Government (s)				0	0	0	0.00	0.00	0.00	0.00	0.00	0.00	0.00
(c) Bodies Corporate				0	0	0	0.00	0.00	0.00	0.00	0.00	0.00	0.00
(d) Financial Institutions/Banks				0	0	0	0.00	0.00	0.00	0.00	0.00	0.00	0.00
(e) Any others (Specify)													
(e-i) Persons Acting in Concert				3	3567269	3567269	4.99	4.99	0.00	0.00	0.00	0.00	0.00
Sub- Total (A)(I)				9	21640032	21122484	30.26	30.26	0.00	0.00	0.00	0.00	0.00
2 Foreign													
(a) Individual (Non Resident Individuals/ Foreign Individuals.				0	0	0	0.00	0.00	0.00	0.00	0.00	0.00	0.00
(b) Bodies Corporate				2	26909960	0	37.63	37.63	0.00	0.00	0.00	0.00	0.00
(c) Institutions													




BPIL SH-PATTERN 30.09.2014

(d)	Any other (Specify)									
	Sub-Total (A)(2)	2	26909960	0	37.63	37.63	0.00	0.00	0.00	0.00
	Total Shareholding of Promoter and Promoter Group									
*	A=A(1)+A(2)	11	48549992	21122484	67.88	67.88	0.00	0.00	0.00	0.00
(B)	Public Shareholding									
(1)	Institutions									
(a)	Mutual Funds/UTI	10	2348351	2348351	3.28	3.28	0.00	0.00	0.00	0.00
(b)	Financial Institutions/Banks	5	43110	41110	0.07	0.07	0.00	0.00	0.00	0.00
(c)	Central Government/ State Government(s)	0	0	0	0.00	0.00	0.00	0.00	0.00	0.00
(d)	Venture Capital Fund	0	0	0	0.00	0.00	0.00	0.00	0.00	0.00
(e)	Insurance Companies	0	0	0	0.00	0.00	0.00	0.00	0.00	0.00
(f)	Foreign Institutional Investors	4	73247	73247	0.10	0.10	0.00	0.00	0.00	0.00
(g)	Foreign Venture Capital Investors	0	0	0	0.00	0.00	0.00	0.00	0.00	0.00
(h)	Any other - OBC	0	0	0	0.00	0.00	0.00	0.00	0.00	0.00
(h-1)	Foreign Company	3	2589640	1689040	3.62	3.62	0.00	0.00	0.00	0.00
*	Sub - Total (B)(1)	22	5054348	4151748	7.07	7.07	0.00	0.00	0.00	0.00
2	Non Institutions									
(a)	Bodies Corporate	283	1904629	1901929	2.66	2.66	0.00	0.00	0.00	0.00
(b)	Individuals									
	i. Individual Shareholders holding nominal share capital up to Rs. One Lakh	11233	9725188	8825932	13.60	13.60	0.00	0.00	0.00	0.00




BPIL SH-PATTERN 30.09.2014

ii. Individual Shareholders holding nominal share capital in excess of Rs. One Lakh	19	2084387	2020837	2.91	2.91	0.00	0.00
(c) Any other (Specify)							
- Other Directors	3	592634	586034	0.83	0.83	0.00	0.00
- Clearing Member	129	177754	177754	0.25	0.25	0.00	0.00
- Foreign National							
- Non Resident Indian (Rep)	316	1449476	968926	2.03	2.03	0.00	0.00
- Non Resident Indian (Non Repat)	75	1979442	984962	2.77	2.77	0.00	0.00
- Trust	1	800	800	0.00	0.00	0.00	0.00
- Sub Total (B)(2)	12059	17914310	15467174	25.05	25.05	0.00	0.00
Total Public Shareholding							
* B=(B)(1)+(B)(2)	12081	22968658	19618922	32.12	32.12	0.00	0.00
TOTAL (A) + (B)	12092	71518650	40741406	100	100	0.00	0.00
(C) Shares held by Custodians and against which Depository Receipts have been Issued.							
1 Promoter and Promoter Group	0	0	0	0.00	0.00	0.00	0.00
2 Public	0	0	0	0.00	0.00	0.00	0.00
Sub Total (C)	0	0	0	0.00	0.00	0.00	0.00
(A)+(B)+(C)	12092	71518650	40741406	100.00	100.00	0.00	0.00



BPIL SH-PATTERN 30.09.2014

(c)(d) Statement showing details of locked-in shares			
Sr. No.	Name of the Shareholder	Category of Shareholders (Promoters/ Public)	Number of Locked-in Shares as a percentage of total number of Shares i.e. Grand Total (A)+(B)+(C) indicated in Statement at Para (I)(a) above.
	Nil	Nil	Nil
(II)(a) Statement showing details of Depository Receipts (DRs)			
Sr. No.	Type of outstanding DR (ADRs, GDRs, SDRs) etc	Number of Shares under lying outstanding DRs.	Shares underlying outstanding DRs as a percentage of total number of shares (i.e. Grand Total (A)+(B)+(C) indicated in statement at para (I)(a).
	NOT	APPLICABLE	
(II)(b) Statement showing holding of Depository Receipts (DRs), where under lying shares are in excess of 1% of the total number of shares			
Sr. No.	Name of the DR holder	Type of outstanding DR (ADRs, GDRs, SDRs) etc.	Number of Shares under lying outstanding DRs as a percentage of total number of Shares (i.e. Grand Total (A)+(B)+(C) indicated in Statement at para (I)(a) above).
	NOT	APPLICABLE	




(1)(b)30.09.2014

(14b) Statement showing holding of Securities (including shares, warrants, convertible securities) of persons belonging to the Category "Promoter and Promoter Group"

Sl. No.	Name of the Shareholder	Details of Shares held		Encumbered Shares (*)		Details of Warrants		Details of Convertible Securities		Total shares (including underlying shares assuming full conversion of warrants and convertible securities as a % of diluted share capital)
		Number of Shares held	As a % of grand total (A)+(B)+(C)	No.	As a percentage (V)=(VI)/(11)*100	Number of Warrants held	As a % of Total (A)+(B)+(C) of Sub-clause (1)(b)	Number of convertible Securities held	As a % of Total number of warrants of the same class	
(i)	(ii)	(iii)	(iv)	(v)	(vi)	(vii)	(ix)	(x)	(xi)	(xii)
1	Vijay K. Patel	557236	7.79	0	0	0	0	0	0	0
2	Sumir K. Patel	5016997	7.01	0	0	0	0	0	0	0
3	Mehil K. Patel	5615382	7.85	0	0	0	0	0	0	0
4	Sou. Husmat K. Patel	1867548	2.62	0	0	0	0	0	0	0
5	Overseas Pearl Ltd	26909660	37.63	0	0	0	0	0	0	0
6	Priny V. Patel	1182085	1.65	0	0	0	0	0	0	0
7	Munni S. Patel	1182806	1.65	0	0	0	0	0	0	0
8	Gayatri M. Patel	1203378	1.68	0	0	0	0	0	0	0
	Total	48549992	67.88	0	0	0	0	0	0	0

(*) The term "encumberance" has the same meaning as assigned to it in regulation 28(3) of the SAST Regulations, 2011.



(1)(b)30.09.2014

(1)(c)(i) Statement showing holding of securities (including shares, warrants, convertible securities) of persons belonging to the category "Public" and holding more than 1% of the total number of shares

Sr. No.	Name of the Shareholder	Number of Shares held	Shares as a percentage of total number of shares i.e Grand Total (A) +(B)+(C) indicated in Statement at para (1)(a) above.	Details of Warrants		Details of convertible securities		Total shares (including under lying shares assuming full conversion of warrants and convertible securities) as a % of diluted share capital class
				Number of Warrants held	As a % of total number of warrants of the same class	Number of convertible securities held	% w.r.t total number of convertible securities	
1	Bhurbhola R. Patel	990000	1.38	0	0	0	0	0
2	Palate Star Inv Ltd.	900000	1.26	0	0	0	0	0
3	Jeppan Metal Casters Company Ltd. Japan	1689040	2.36	0	0	0	0	0
4	Franklin India Smaller Co Fund	1250000	1.75	0	0	0	0	0
		723150	1.01					
		5552190	7.76	0	0	0	0	0
	Total							

(1)(c)(ii) Statement showing holding of securities (including shares, warrants, convertible securities) of persons (together PAC) belonging to the category "Public" and holding more than 5% of the Company.

Sr. No.	Name(s) of the shareholder and the Persons Acting in Concert (PAC) with them.	Number of Shares held	Shares as a percentage of total number of shares i.e Grand Total (A) + (B)+(C) indicated in Statement at para (1)(a) above)	Details of Warrants		Details of convertible securities		Total shares (including underlying convertible securities assuming full conversion of warrants and convertible securities) as a % of diluted shares
				Number of Warrants	As a % of total number of warrants of the same class	Number of convertible securities held	% w.r.t total number of convertible securities	
0		0	0	0	0	0	0	0
	Total							

