

# BANAS FINANCE LIMITED

CIN: L65910MH1983PLC030142

E-109, Crystal Plaza, New Link Road, Andheri (West), Mumbai - 400 053.

Tel : 022 6152 2225 • Fax : 022 6152 2234 • Email : banasfin@gmail.com • Website : www.banasfinance.com

## (1)(a) Statement showing ShareHolding Pattern

Name of the Company :	Banas Finance Limited	
Scrip Code, Name of the Scrip, Class of security :	509053 Equity Shares	
Quarter Ended:	31.03.2015	

Partly paid-up Shares	No. of Partly paid-up Shares	As a % of total No. of Partly paid-up Shares	As a % of Total no. of Shares of the Company
Held by Promoters/ Promoters Group	0	0.00	0.00
Held by Public	0	0.00	0.00
<b>TOTAL</b>	<b>0</b>	<b>0.00</b>	<b>0.00</b>

Outstanding Conv. Securities	No. of Outstanding Securities	As a % of Total no. of O/S Conv. Securities	As a % of Total no. of shares of the Co., assuming full conv.
Held by Promoters/ Promoters Group	0	0.00	0.00
Held by Public	0	0.00	0.00
<b>TOTAL</b>			

Warrants :	No. of Warrants	As a % of Total no. of Warrants	As a % of Total no. of shares of the Co., assuming full conv.
Held by Promoters/ Promoters Group	0	0.00	0.00
Held by Public	0	0.00	0.00
<b>TOTAL</b>			
<b>Total paid-up Capital of the Company assuming full conv. Of warrants &amp; securities</b>	<b>113760000</b>	<b>0.000</b>	<b>100.00</b>

For BANAS FINANCE LTD.

  
Authorised Signatory

## Statement Showing Shareholding Pattern - Table I(a)

## Banas Finance Limited

Scrip Code : 509053

Quarter Ended : 31.03.2015

Category code	Category of Shareholder	Number of Shareholders	Total number of shares	Number of shares held in dematerialized form	Total shareholding as a percentage of total number of shares		Shares pledged or otherwise encumbered	
					As a percentage of(A+B) <sup>1</sup>	As a percentage of (A+B+C)	Number of shares	As a % of Total No. of Shares
<b>(A)</b>	<b>Shareholding of Promoter and Promoter Group<sup>2</sup></b>							
1	Indian							
a	Individual/Huf	0	0	0	0.00	0.00	0.00	0.00
b	Central/State Gov	0	0	0	0.00	0.00	0.00	0.00
c	Bodies Corporates	1	14500000	14500000	12.75	12.75	0.00	0.00
d	Fins / Banks	0	0	0	0.00	0.00	0.00	0.00
e	Any Other specify	0	0	0	0.00	0.00	0.00	0.00
	<b>Sub Total(A){1}</b>	<b>1</b>	<b>14500000</b>	<b>14500000</b>	<b>12.75</b>	<b>12.75</b>	<b>0.00</b>	<b>0.00</b>
2	Foreign							
a	Indv NRI/For Ind	0	0	0	0.00	0.00	0.00	0.00
b	Bodies Corporate	0	0	0	0.00	0.00	0.00	0.00
c	Institutions	0	0	0	0.00	0.00	0.00	0.00
d	Qualified For.inv.	0	0	0	0.00	0.00	0.00	0.00
e	Any Other Specify	0	0	0	0.00	0.00	0.00	0.00
	<b>Sub Total(A){2}</b>	<b>0</b>	<b>0</b>	<b>0</b>	<b>0.00</b>	<b>0.00</b>	<b>0.00</b>	<b>0.00</b>
	<b>Total Shareholding of Promoter and Promoter Group Total (A)= (A){1}+(A){2}</b>	<b>1</b>	<b>14500000</b>	<b>14500000</b>	<b>12.75</b>	<b>12.75</b>	<b>0.00</b>	<b>0.00</b>
<b>(B)</b>	<b>Public shareholding</b>							
1	Institutions							
a	Mutual Funds	0	0	0	0.00	0.00	0.00	0.00
b	Fins / Banks	0	0	0	0.00	0.00	0.00	0.00
c	Central/State Govt	0	0	0	0.00	0.00	0.00	0.00
d	Venture Cap Fund	0	0	0	0.00	0.00	0.00	0.00
e	Insurance Comp(s)	0	0	0	0.00	0.00	0.00	0.00
f	Foreign ins invest	0	0	0	0.00	0.00	0.00	0.00
g	Foreign Ven Cap in	0	0	0	0.00	0.00	0.00	0.00
h	Qualified For.inv.	0	0	0	0.00	0.00	0.00	0.00
i	Any Other -Specify	0	0	0	0.00	0.00	0.00	0.00
	<b>Sub-Total (B){1}</b>	<b>0</b>	<b>0</b>	<b>0</b>	<b>0.00</b>	<b>0.00</b>	<b>0.00</b>	<b>0.00</b>
B 2	Non-institutions							
a	Bodies Corporates	120	23845129	23845129	20.96	20.96	0	0
b	Individuals							
	i) upto Rs 1-Lac	1137	6899423	6473923	6.06	6.06	0	0
	ii) above Rs1-Lac	81	67038472	58553376	58.93	58.93	0	0
c	Qualified For.Inv.	0	0	0	0.00	0.00	0	0
d	Any Other -Cir-Mem	1	92359	92359	0.08	0.08	0	0
	HUF	71	1368201	1368201	1.20	1.20	0	0
	-NRI	5	16416	16416	0.01	0.01	0	0
	<b>Sub-Total (B){2}</b>	<b>1415</b>	<b>99260000</b>	<b>90349404</b>	<b>87.25</b>	<b>87.25</b>	<b>0.00</b>	<b>0.00</b>
<b>(B)</b>	<b>Total (B)=(B){1}+(B){2}</b>	<b>1415</b>	<b>99260000</b>	<b>90349404</b>	<b>87.25</b>	<b>87.25</b>	<b>0.00</b>	<b>0.00</b>
	<b>TOTAL (A)+(B)</b>	<b>1416</b>	<b>113760000</b>	<b>104849404</b>	<b>100.00</b>	<b>100.00</b>	<b>0.00</b>	<b>0.00</b>
<b>(C)</b>	<b>Held by Custodians against Depository Receipts</b>							
	PROMOTER & PRO GRP	0	0	0	0	0.00	0.00	0.00
	PUBLIC	0	0	0	0	0.00	0.00	0.00
	<b>GRAND TOTAL (A)+(B)+(C)</b>	<b>0</b>	<b>0</b>	<b>0</b>	<b>0.00</b>	<b>0.00</b>	<b>0.00</b>	<b>0.00</b>
	<b>GRAND TOTAL (A)+(B)+(C)</b>	<b>1416</b>	<b>113760000</b>	<b>104849404</b>	<b>100.00</b>	<b>100.00</b>	<b>0.00</b>	<b>0.00</b>

For BANAS FINANCE LTD

  
 Authorised Signatory



**(I)(b) Statement showing holding of securities (including shares, warrants, convertible securities) of persons belonging to the category of "Promoter and Promoter group"**

Sr. No.	Name of the shareholder	Details of the Shares held		Encumbered Shares			Details of warrant		Details of convertible securities		Total shares (including underlying shares assuming full conversion of warrant and convertible securities) as a % of diluted share capital
		Number of shares held	As a % of grand total (A)+(B)+(C)	Number	% of Total shares held	As a % of grand total (A)+(B)+(C)	Number of warrants held	As a % of total No of warrants of the same class	Number of convertible securities held	As a % of total No of convertible securities of the same class	
1	Handful Investrade Private Limited	14500000	12.75	0	0.00	0.00	0.00	0.00	0.00	0.00	12.75
	<b>Total</b>	<b>14500000</b>	<b>12.75</b>	<b>0</b>	<b>0.00</b>	<b>0.00</b>	<b>0.00</b>	<b>0.00</b>	<b>0.00</b>	<b>0.00</b>	<b>12.75</b>


For BANAS FINANCE LTD.



Authorized Signatory

Statement showing holding of securities (including shares, warrants, convertible securities) of persons belonging to category "Public" and holding more than 1% of total number of shares									
Sr. No.	Name of the shareholder	Number of shares	Shares as a percentage of total number of shares (i.e., Grand Total in Statement at para (I)(a) above)	Details of warrant		Details of convertible securities		Total shares (including underlying shares assuming full conversion of warrant and convertible securities) as a % of diluted share capital	
				Number of warrants held	As a % of total No of warrants of the same class	Number of convertible securities held	As a % of total No of convertible securities of the same class		
1	CHANDRAKANT BABU MOHITE	8485096	7.46	0	0.00	0	0.00	7.46	
2	NIRAJ JAYANTILAL VORA	4970011	4.37	0	0.00	0	0.00	4.37	
3	RAJU DEVI SHARWAN AGARWAL	4386140	3.86	0	0.00	0	0.00	3.86	
4	GIRISH R GOEL	3207583	2.82	0	0.00	0	0.00	2.82	
5	PRASHANT SHASHIKANT SAWANT	3067703	2.70	0	0.00	0	0.00	2.70	
6	HANUMANTA GANGARAM THOMBRE	2907107	2.56	0	0.00	0	0.00	2.56	
7	Destimoney Securities Pvt Ltd	2776300	2.44	0	0.00	0	0.00	2.44	
8	WAKIL RAJBHAR	2695909	2.37	0	0.00	0	0.00	2.37	
9	SHYAM LAXMAN PEDAMKAR	2308035	2.03	0	0.00	0	0.00	2.03	
10	SUMANGALAM FINANCIAL ADVISORY PRIVA	2181792	1.92	0	0.00	0	0.00	1.92	
11	SHWETA SHYAM PEDAMKAR	2055515	1.81	0	0.00	0	0.00	1.81	
12	ESAAAR INDIA LTD	2031228	1.79	0	0.00	0	0.00	1.79	
13	LAXMINARAYAN JAINARAYAN RATHI	2000000	1.76	0	0.00	0	0.00	1.76	
14	BHAWARPURI B GOSWAMI	1972330	1.73	0	0.00	0	0.00	1.73	
15	ABU ASIM AZMI	1700000	1.49	0	0.00	0	0.00	1.49	
16	RAJESH TUKARAM DAMBRE	1562205	1.37	0	0.00	0	0.00	1.37	
17	NEETA UDAY JDSHI	1531303	1.35	0	0.00	0	0.00	1.35	
18	GUINVANTI VASANTILAL SAV/LA	1522571	1.34	0	0.00	0	0.00	1.34	
19	SANDEEP SITARAM KHERADE	1522004	1.34	0	0.00	0	0.00	1.34	
20	KASHIRAM PUNDAUK KADAM	1466625	1.29	0	0.00	0	0.00	1.29	
21	GOODPOINT IMPEX PRIVATE LIMITED	1316062	1.16	0	0.00	0	0.00	1.16	
22	GANNAYAK BARTER PRIVATE LIMITED	1265832	1.11	0	0.00	0	0.00	1.11	
	<b>Total</b>	<b>56931351</b>	<b>50.05</b>	<b>0</b>	<b>0.00</b>	<b>0</b>	<b>0.00</b>	<b>50.05</b>	

For BANAS FINANCE LTD.

  
Authorized Signatory

Statement showing holding of securities (including shares, warrants, convertible securities) of persons belonging to category "Public" and holding more than 5% of total number of shares									
Sr. No.	Name of the shareholder	Number of shares	Shares as a percentage of total number of shares (i.e., Grand Total (A)+(B)+(C) indicated in Statement at para (I)(a) above)	Details of warrant		Details of convertible securities		Total shares (including underlying shares assuming full conversion of warrant and convertible securities) as a % of diluted share capital	
				Number of warrants held	As a % of total No of warrants of the same class	Number of convertible securities held	As a % of total No of convertible securities of the same class		
1	CHANDRAKANT BABU MOHITE	8485096	7.46	0	0.00	0	0.00	7.46	
	<b>Total -Public [ 5% &amp; above ]</b>	<b>8485096</b>	<b>7.46</b>	<b>0</b>	<b>0.00</b>	<b>0</b>	<b>0.00</b>	<b>7.46</b>	

For BANAS FINANCE LTD.




Authorised Signatory

(l) (d) **Statement showing details of locked In shares**

Sr.No	Name of the Shareholder	No. of locked in shares	Locked in shares as a percentage of total number of shares (i.e. grand total (A) + (B) + © indicated in statement at para (l) (a) above
1	Nil	0	0
	<b>Total</b>	0	0


For BANAS FINANCE LTD.

  
Authorized Signatory

(II) (a) Statement showing details of Depository Receipts

Sr.No	Type of outstanding Depository Receipts (ADRs, GDRs, SDRs)	Number of outstanding DRs	Number of shares underlying outstanding DRs	Shares underlying outstanding DRs as a percentage of total no. of shares {i.e. Grand Total (A) + (B) + (C) Indicated in statement at para (I) (a) above
1	Nil	0	0	0
	<b>Total</b>	<b>0</b>	<b>0</b>	<b>0</b>

FOR BANAS FINANCE LTD.

  
Authorized Signatory



**(II) (b) Statement showing holding of Depository receipts (DRs), where underlying shares are in excess of 1% of total number of shares**

Sr.No	Name of the DR holder Type of outstanding Depository Receipts (ADRs, GDRs, SDRs)	Number of shares underlying outstanding DRs	Shares underlying outstanding DRs as a percentage of total no. of shares (i.e. Grand Total (A) + (B) + (C) indicated in statement at para (I) (a) above
1	NIL	0	0
<b>Total</b>		0	0

  
 \_\_\_\_\_  
 Director