

by	No. of partly paid-up shares	As a % of total no. of partly paid-up shares	As a % of total no. of shares of the company
by promoter/promoter			
by public			

standing convertible securities:-	No. of outstanding securities	As a % of total no. of outstanding convertible securities	As a % of total no. of shares of the company, assuming full conversion of the convertible securities
by promoter/promoter			
by public			

by	No. of warrants	As a % of total no. of warrants	As a % of total no. of shares of the company, assuming full conversion of warrants
by promoter/promoter			
by public			

by	No. of warrants	As a % of total no. of warrants	As a % of total no. of shares of the company, assuming full conversion of warrants
by promoter/promoter			
by public			

by	No. of warrants	As a % of total no. of warrants	As a % of total no. of shares of the company, assuming full conversion of warrants
by promoter/promoter			
by public			

by	No. of warrants	As a % of total no. of warrants	As a % of total no. of shares of the company, assuming full conversion of warrants
by promoter/promoter			
by public			

by	No. of warrants	As a % of total no. of warrants	As a % of total no. of shares of the company, assuming full conversion of warrants
by promoter/promoter			
by public			

BALA TECHNO GLOBAL LTD.

Arata Mish
Authorized Signatory



(i)	(ii)	(iii) shareholders	(iv) number of shares	(v) held in Demat Form	(vi) % of (A+B)	(vii) % of (A+B+c)	(viii) Pledged shares	(ix)=(viii/iv*100) percentage
(A)	Total Shareholding of Promoter & Promoter Group							
(1)	Indian							
(a)	Individual/HUF	12	501000	501000	9.471	9.471	Nil	Nil
(b)	Central Govt. / State Govt.	Nil	Nil	Nil	Nil	Nil	Nil	Nil
(c)	Bodies Corporate	2	1605100	1605100	30.342	30.342	Nil	Nil
(d)	Fin. Institutions / Bank	Nil	Nil	Nil	Nil	Nil	Nil	Nil
(e)	Any Other	Nil	Nil	Nil	Nil	Nil	Nil	Nil
	Sub-Total of (A)(1)	14	2106100	2106100	39.813	39.813	Nil	Nil
(2)	Foreign							
(a)	Individuals (NRIs/Foreign)	Nil	Nil	Nil	Nil	Nil	Nil	Nil
(b)	Bodies Corporate	Nil	Nil	Nil	Nil	Nil	Nil	Nil
(c)	Institutions	Nil	Nil	Nil	Nil	Nil	Nil	Nil
(d)	Qualified Foreign Investors	Nil	Nil	Nil	Nil	Nil	Nil	Nil
(e)	Any Other	Nil	Nil	Nil	Nil	Nil	Nil	Nil
	Sub-Total of (A)(2)	Nil	Nil	Nil	Nil	Nil	Nil	Nil
	Shareholding of Promoter & Promoter Group (A) = A1+A2	14	2106100	2106100	39.813	39.813	Nil	Nil
(B)	Public Shareholding							
(1)	Institutions							
	Mutual Funds / UTI	3	74668	68768	1.411	1.411	NA	NA
	Fin. Institutions / Banks	Nil	Nil	Nil	Nil	Nil	NA	NA
	Central Govt. / State Govt.	Nil	Nil	Nil	Nil	Nil	NA	NA
	Venture Capital	Nil	Nil	Nil	Nil	Nil	NA	NA
	Insurance Company	Nil	Nil	Nil	Nil	Nil	NA	NA
	Foreign Inst. Investors	Nil	Nil	Nil	Nil	Nil	NA	NA
	Foreign VC Investors	Nil	Nil	Nil	Nil	Nil	NA	NA
	GFI - Corporate	Nil	Nil	Nil	Nil	Nil	NA	NA
	Any Other	Nil	Nil	Nil	Nil	Nil	NA	NA
	Sub-Total (B)(1)	3	74668	68768	1.411	1.411	NA	NA
	Non-Institutions							
	Bodies Corporate	33	30168	17668	0.570	0.570	NA	NA
	Individuals							
	i. Individual Shareholders Holding Nominal Share Upto Rs. 1 Lakh	8463	1960196	471982	37.055	37.055	NA	NA
	ii. Individual Shareholders Holding Nominal Share greater than Rs. 1 Lakh	10	1115699	1095799	21.091	21.091	NA	NA
	GFI - Individual	Nil	Nil	Nil	Nil	Nil	NA	NA
	Any Other	Nil	Nil	Nil	Nil	Nil	NA	NA
	Clearing Memb/Clearing Cor	6	3169	3169	0.060	0.060	NA	NA
	Sub-Total (B)(2)	8512	3109232	1588618	58.776	58.776	NA	NA
	Total Public Shareholding (B) = (B)(1) + (B)(2)	8515	3183900	1657386	60.187	60.187	NA	NA
	TOTAL (A)+(B)	8529	5290000	3763486	100.000	100.000	Nil	Nil
	Shares held by Custodians And against which DRs have been issued	Nil	Nil	Nil	Nil	Nil	NA	NA
	Promoter and Promoter group	Nil	Nil	Nil	Nil	Nil	NA	NA
	Public	Nil	Nil	Nil	Nil	Nil	NA	NA
	GRAND TOTAL (A)+(B)+(C)	8529	5290000	3763486	100.000	100.000	Nil	Nil

BALA TECHNO



Holding of securities (including shares, warrants, convertible securities) of persons in category [Promoter & Promoter Group] As on 31/12/2014

Sl. No.	Name of the holder	Details of Shares Held		Encumbered shares(*)	As a percentage of grand total shares (A)+(B)+(C)		Details of warrants		Details of Convertible Securities		Total shares (including underlying shares assuming full conversion of warrants and convertible securities) as a % of diluted share capital
		Number of Shares held (A)+(B)+(C)	As a % of grand total Pledged Shares (A)+(B)+(C)		Number of Warrants held	As a % of total convertible securities held of same class	Number of convertible securities of the same class	% r.t. total convertible securities of the same class			
(i)	(ii)	(iii)	(iv)	(v)	(vi)=(v)/(iii)*100	(vii)	(viii)	(ix)	(x)	(xi)	(xii)
1.	LTD.	795600	15.040	0	0.000	0	0.000	0	0.000	0	15.040
	LTD.	809500	15.302	0	0.000	0	0.000	0	0.000	0	15.302
		10200	0.193	0	0.000	0	0.000	0	0.000	0	0.193
		19990	0.378	0	0.000	0	0.000	0	0.000	0	0.378
		10010	0.189	0	0.000	0	0.000	0	0.000	0	0.189
		180000	3.403	0	0.000	0	0.000	0	0.000	0	3.403
		20000	0.378	0	0.000	0	0.000	0	0.000	0	0.378
		200	0.004	0	0.000	0	0.000	0	0.000	0	0.004
		185000	3.497	0	0.000	0	0.000	0	0.000	0	3.497
		20000	0.378	0	0.000	0	0.000	0	0.000	0	0.378
		100	0.002	0	0.000	0	0.000	0	0.000	0	0.002
		30000	0.567	0	0.000	0	0.000	0	0.000	0	0.567
		20500	0.388	0	0.000	0	0.000	0	0.000	0	0.388
		5000	0.095	0	0.000	0	0.000	0	0.000	0	0.095
		2106100	39.813	0	0.000	0	0.000	0	0.000	0	39.813



BALA TECHNOLOGICAL LTD.

Arunk Mishra

Authorized Signatory


Statement showing holding of securities (including shares, warrants, convertible securities) of persons belonging to the category (PUBLIC) and holding more than 1.000(%) of the total number of shares as on 31/12/2014

Name(s) of the shareholder	Number of Shares held	Shares as a percentage of total number of shares (i.e., Grand Total (A)+(B)+(C) indicated in Statement at para (I)(a) above}	Details of Warrants		Details of convertible Securities (w.r.t. total number of convertible securities held of same class)		Total shares (including underlying shares assuming full conversion of warrants and convertible securities) as a % of diluted share capital
			Number of Warrants held	As a % of total number of warrants of the same class	Number of convertible securities held	total number of convertible securities of the same class	
UJAB NATIONAL BANK PRINCIPAL TRUSTEE	71268	1.347	0	0.000	0	0.000	1.347
L KUMAR SAHA	69296	1.310	0	0.000	0	0.000	1.310
ANJAR LAL SHARMA	73303	1.386	0	0.000	0	0.000	1.386
A DEVI KAREL	180000	3.403	0	0.000	0	0.000	3.403
AYAN CHANDRA BISMAS	180000	3.403	0	0.000	0	0.000	3.403
HA SANJAY SHAH	180000	3.403	0	0.000	0	0.000	3.403
ETI SHARMA	180000	3.403	0	0.000	0	0.000	3.403
V RATAN LATH	181100	3.423	0	0.000	0	0.000	3.423
AL	1114967	21.077	Nil	Nil	Nil	Nil	21.077

BALA TECHNO GLOBAL LTD.

Arata Singh

Authorized Signatory




ent showing holding of securities (including shares, warrants, convertible securities) of persons (together with PAC) to the category [PUBLIC] and holding more than 5.000(%) of the total number of shares of the company as on 31/12/2014

Name of the shareholder and Acting in Concert	Number of Shares held	Shares as a percentage of total number of shares (i.e., Grand Total (A)+(B)+(C) indicated in Statement at para (I)(a) above)	Details of Warrants		Details of convertible Securities		Total shares (including underlying shares assuming full conversion and of warrants and convertible securities) as a % of diluted share capital
			Number of Warrants held	As a % of total warrants	Number of convertible securities held	% r.t. total number of convertible securities of the same class	
	Nil	Nil	Nil	Nil	Nil	Nil	Nil

BALA TECHNO GLOBAL LTD.

for

Authorized Signatory



Sr1. Name(s) of the Shareholder	Category of Shareholders (Promoter/ Public)	Number of Locked-in Shares	% to Total
1. CITY DESK FINANCE PVT. LTD.	Promoter	795600	15.040
2. CROSS FINANCE PVT. LTD.	Promoter	809500	15.302
TOTAL		1605100	30.342

BALA TECHNO GLOBAL LTD.

Anita Misra

Authorized Signatory




Sr1.	Type of Outstanding DR (ADRs, GDRs, SDRs, etc)	Number of Outstanding DRs	Number of Shares underlying DRs	Shares underlying Outstanding DRs as a Percentage of total number of shares (ie. Grand total(A)+(B)+ (C) indicated in Statement at para (I)(a) above)
------	---	---------------------------------	--	--

1.	Nil	Nil	Nil	Nil
----	-----	-----	-----	-----

BALA TECHNO GLOBAL LTD.

Anita Singh

Authorized Signatory



(I)(b) STATEMENT SHOWING DETAILS OF DEPOSITORY RECEIPTS (DRs), WHERE UNDERLYING SHARES HELD BY 'PROMOTER/PROMOTER GROUP' ARE IN EXCESS OF 1% OF THE TOTAL NO. OF SHARES

Sr1.	Name of the DR Holder	Type of outstanding DR (ADRs, GDRs, SDRs, etc.)	Number of Shares Underlying outstanding DRs	Shares underlying Outstanding DRs as Percentage of total number of shares (ie. Grand total(A)+(B)+(C) indicated in statement at para (I)(a) above
1.	Nil	Nil	Nil	Nil
2.	Nil	Nil	Nil	Nil
TOTAL		Nil	Nil	Nil

BALA TECHNO GLOBAL LTD.

Anita Das
Authorized Signatory



Hold by promoter/promoter group

Hold by public
 Total - 0

Mutual funds

Hold by promoter/promoter group

Hold by public
 Total - 0

Total reserve capital of the company, showing full subscription of equity and convertible securities

200000

BALA TECHNO GLOBAL LTD.