


Introductory sub-table (I)(a)

Name of the Company: Bajaj Finserv Ltd.			
Scrip Code, Name of the scrip, class of security: 532978,BAJAJFINS,EQUITY			
Quarter ended: 30-SEP-2014			
Partly paid-up shares:-	No. of partly paid-up shares	As a % of total no. of partly paid-up shares	As a % of total no. of shares of the company
Held by promoter/promoter group		#DIV/0!	0
Held by public		#DIV/0!	0
Total	0	#DIV/0!	0
Outstanding convertible securities: No. of outstanding securities		As a % of total no. of outstanding convertible securities	As a % of total no. of shares of the company, assuming full conversion of the convertible securities
Held by promoter/promoter group		#DIV/0!	0
Held by public		#DIV/0!	0
Total	0	#DIV/0!	0
Warrants:-	No. of warrants	As a % of total no. of warrants	As a % of total no. of shares of the company, assuming full conversion of warrants
Held by promoter/promoter group		#DIV/0!	0
Held by public		#DIV/0!	0
Total	0	#DIV/0!	0
Total paid-up capital of the company, assuming full conversion of warrants and convertible securities	159125184	0	0




Statement Showing Shareholding Pattern


Category code	Category of Shareholder	Table (I)(a)						
		Number of Shareholders	Total number of shares	Number of shares held in dematerialized form	Total shareholding as a percentage of total number of shares		Shares Pledged or otherwise encumbered	
					As a percentage of (A+B) ¹	As a percentage of (A+B+C)	Number of shares	As a percentage
(I)	(II)	(III)	(IV)	(V)	(VI)	(VII)	(VIII)	(IX) = (VIII)/(IV)*100
(A)	Shareholding of Promoter and Promoter Group²							
	1 Indian							
(a)	Individuals/Hindu Undivided Family	40	83,00,905	83,00,905	5.22	5.22		0.00
(b)	Central Government/ State Government(s)				0.00	0.00		#DIV/0!
(c)	Bodies Corporate	31	8,54,02,354	8,54,02,354	53.68	53.67		0.00
(d)	Financial Institutions/ Banks				0.00	0.00		#DIV/0!
(e)	Any Others (Specify)				0.00	0.00		#DIV/0!
(e-i)					0.00	0.00		#DIV/0!
(e-ii)					0.00	0.00		#DIV/0!
	Sub Total(A)(1)	71	9,37,03,259	9,37,03,259	58.90	58.89	0	0.00
	2 Foreign							
a	Individuals (Non-Residents Individuals/ Foreign Individuals)				0.00	0.00		#DIV/0!
b	Bodies Corporate				0.00	0.00		#DIV/0!
c	Institutions				0.00	0.00		#DIV/0!
d	Qualified Foreign Investor				0.00	0.00		#DIV/0!
e	Any Others (Specify)				0.00	0.00		#DIV/0!
e-i					0.00	0.00		#DIV/0!
e-ii					0.00	0.00		#DIV/0!
	Sub Total(A)(2)				0.00	0.00	0	#DIV/0!
	Total Shareholding of Promoter and Promoter Group (A) = (A)(1)+(A)(2)	71	9,37,03,259	9,37,03,259	58.90	58.89	0	0.00
(B)	Public shareholding							
	1 Institutions							
(a)	Mutual Funds/ UTI	31	50,85,261	50,84,386	3.20	3.20		
(b)	Financial Institutions/ Banks	28	67,115	56,720	0.04	0.04		
(c)	Central Government/ State Government(s)				0.00	0.00		
(d)	Venture Capital Funds				0.00	0.00		
(e)	Insurance Companies	15	54,85,380	54,85,080	3.45	3.45		
(f)	Foreign Institutional Investors	105	1,43,54,490	1,43,33,065	9.02	9.02		
(g)	Foreign Venture Capital Investors				0.00	0.00		
(h)	Qualified Foreign Investor				0.00	0.00		
(i)	Any Other (specify)				0.00	0.00		
(i-i)					0.00	0.00		
(i-ii)					0.00	0.00		
	Sub-Total (B)(1)	179	2,49,92,246	2,49,79,251	15.71	15.71		



B 2	Non-institutions							
(a)	Bodies Corporate	998	1,43,58,626	1,19,34,542	9.03	9.02		
(b)	Individuals				0.00	0.00		
I	i. Individual shareholders holding nominal share capital up to Rs 1 lakh	44,235	1,18,17,469	1,03,47,098	7.43	7.43		
II	ii. Individual shareholders holding nominal share capital in excess of Rs. 1 lakh.	151	1,33,01,244	77,62,249	8.36	8.36		
(c)	Qualified Foreign Investor				0.00	0.00		
(d)	Any Other (specify)				0.00	0.00		
(d-i)	Foreign Nationals	1	817	817	0.00	0.00		
(d-ii)	Non Resident Indians	893	7,13,311	7,00,801	0.45	0.45		
(d-iii)	Overseas Corporate Bodies	2	675	-	0.00	0.00		
(d-iv)	Foreign Bodies - DR	1	2,176	2,176	0.00	0.00		
(d-v)	Trust	9	1,76,058	1,76,058	0.11	0.11		
(d-vi)	Clearing Members	140	18,171	18,171	0.01	0.01		
	Sub-Total (B)(2)	46,430	4,03,88,547	3,09,41,912	25.39	25.38		
(B)	Total Public Shareholding (B)= (B)(1)+(B)(2)	46,609	6,53,80,793	5,59,21,163	41.10	41.09		
	TOTAL (A)+(B)	46,680	15,90,84,052	14,96,24,422	100.00	99.97		
(C)	Shares held by Custodians and against which Depository Receipts have been issued							
1	Promoter and Promoter Group				0.00			#DIV/0!
2	Public	1	41,132	41,132	0.03			
	Sub-Total (C)	1	41,132	41,132	0.03	0		
	GRAND TOTAL (A)+(B)+(C)	46,681	15,91,25,184	14,96,65,554	100.00	0	0.00	




Sr.No	Notes
1	
2	
3	
4	
5	
6	
7	
8	
9	



(I)(b) Statement showing holding of securities (including shares, warrants, convertible securities) of persons belonging to the category "Promoter and Promoter Group"

Sr. No.	Name of the shareholder	Details of Shares held		Encumbered shares (*)			Details of warrants		Details of convertible securities		Total shares (including underlying shares assuming full conversion of warrants and convertible securities) as a % of diluted share capital
		Number of shares held	As a % of grand total (A)+(B)+(C)	No.	As a percentage	As a % of grand total (A)+(B)+(C) of sub-clause (I)(a)	Number of warrants held	As a % total number of warrants of the same class	Number of convertible securities held	As a % total number of convertible securities of the same class	
(i)	(ii)	(iii)	(iv)	(v)	(vi)=(v)/(iii)*100	(vii)	(viii)	(ix)	(x)	(xi)	(xii)
1	ANANT BAJAJ	4,97,107	0.31	0	0.00	0.00	0	#DIV/0!	0	#DIV/0!	0.31
2	DEEPA BAJAJ	11,875	0.01	0	0.00	0.00	0	#DIV/0!	0	#DIV/0!	0.01
3	GESTIKA BAJAJ	20,700	0.01	0	0.00	0.00	0	#DIV/0!	0	#DIV/0!	0.01
4	KIRAN BAJAJ	4,24,725	0.27	0	0.00	0.00	0	#DIV/0!	0	#DIV/0!	0.27
5	KRITI BAJAJ	38,500	0.02	0	0.00	0.00	0	#DIV/0!	0	#DIV/0!	0.02
6	KUMUD BAJAJ	5,33,434	0.34	0	0.00	0.00	0	#DIV/0!	0	#DIV/0!	0.34
7	MADHUR BAJAJ	9,33,716	0.59	0	0.00	0.00	0	#DIV/0!	0	#DIV/0!	0.59
8	MINAL BAJAJ	74,700	0.05	0	0.00	0.00	0	#DIV/0!	0	#DIV/0!	0.05
9	NEELIMA BAJAJ SWAMY	3,05,519	0.19	0	0.00	0.00	0	#DIV/0!	0	#DIV/0!	0.19
10	NIMISHA JAIPURIA	1,81,285	0.11	0	0.00	0.00	0	#DIV/0!	0	#DIV/0!	0.11
11	NIRAJ BAJAJ	13,90,938	0.87	0	0.00	0.00	0	#DIV/0!	0	#DIV/0!	0.87
12	NIRAVNAYAN BAJAJ	2,05,868	0.13	0	0.00	0.00	0	#DIV/0!	0	#DIV/0!	0.13
13	RAHULKUMAR BAJAJ	16,62,685	1.04	0	0.00	0.00	0	#DIV/0!	0	#DIV/0!	1.04
14	RAJIVNAYAN BAJAJ	3,450	0.00	0	0.00	0.00	0	#DIV/0!	0	#DIV/0!	0.00
15	RISHABNAYAN BAJAJ	9,400	0.01	0	0.00	0.00	0	#DIV/0!	0	#DIV/0!	0.01
16	SANJALI BAJAJ	10,100	0.01	0	0.00	0.00	0	#DIV/0!	0	#DIV/0!	0.01
17	SANJIVNAYAN BAJAJ	4,65,024	0.29	0	0.00	0.00	0	#DIV/0!	0	#DIV/0!	0.29
18	SHEFALI BAJAJ	11,000	0.01	0	0.00	0.00	0	#DIV/0!	0	#DIV/0!	0.01
19	SHEKHAR BAJAJ	7,01,440	0.44	0	0.00	0.00	0	#DIV/0!	0	#DIV/0!	0.44
20	SIDDHANTNAYAN BAJAJ	8,300	0.01	0	0.00	0.00	0	#DIV/0!	0	#DIV/0!	0.01
21	SUMAN JAIN	5,75,904	0.36	0	0.00	0.00	0	#DIV/0!	0	#DIV/0!	0.36
22	SUNAINA KEJRIWAL	2,35,437	0.15	0	0.00	0.00	0	#DIV/0!	0	#DIV/0!	0.15
23	BACHHRAJ AND COMPANY PRIVATE	20,41,478	1.28	0	0.00	0.00	0	#DIV/0!	0	#DIV/0!	1.28
24	BACHHRAJ FACTORIES PRIVATE LIM	10,78,787	0.68	0	0.00	0.00	0	#DIV/0!	0	#DIV/0!	0.68
25	BAJAJ HOLDINGS AND INVESTMENT	6,23,14,214	39.16	0	0.00	0.00	0	#DIV/0!	0	#DIV/0!	39.16
26	BAJAJ SEVASHRAM PRIVATE LTD	23,55,606	1.48	0	0.00	0.00	0	#DIV/0!	0	#DIV/0!	1.48
27	BARODA INDUSTRIES PRIVATE LIMITE	9,19,001	0.58	0	0.00	0.00	0	#DIV/0!	0	#DIV/0!	0.58
28	HERCULES HOISTS LIMITED	92,063	0.06	0	0.00	0.00	0	#DIV/0!	0	#DIV/0!	0.06
29	THE HINDUSTAN HOUSING COMPANY	8,000	0.01	0	0.00	0.00	0	#DIV/0!	0	#DIV/0!	0.01
30	JAMNALAL SONS PRIVATE LIMITED	1,51,10,824	9.50	0	0.00	0.00	0	#DIV/0!	0	#DIV/0!	9.50
31	KAMALNAYAN INVESTMENT & TRADIN	61,200	0.04	0	0.00	0.00	0	#DIV/0!	0	#DIV/0!	0.04
32	MADHUR SECURITIES PVT LTD	40,700	0.03	0	0.00	0.00	0	#DIV/0!	0	#DIV/0!	0.03
33	NIRAJ HOLDINGS PVT LTD	10,300	0.01	0	0.00	0.00	0	#DIV/0!	0	#DIV/0!	0.01
34	RAHUL SECURITIES PVT LTD	1,43,000	0.09	0	0.00	0.00	0	#DIV/0!	0	#DIV/0!	0.09
35	RUPA EQUITIES PRIVATE LIMITED	1,37,400	0.09	0	0.00	0.00	0	#DIV/0!	0	#DIV/0!	0.09
36	SHEKHAR HOLDINGS PVT LTD	30,300	0.02	0	0.00	0.00	0	#DIV/0!	0	#DIV/0!	0.02
37	BAJAJ AUTO EMPLOYEES WELFARE	10,06,021	0.63	0	0.00	0.00	0	#DIV/0!	0	#DIV/0!	0.63
38	BEL EMPLOYEES WELFARE FUND	53,460	0.03	0	0.00	0.00	0	#DIV/0!	0	#DIV/0!	0.03
TOTAL		9,37,03,259	58.89	0	0.00	0.00	0	#DIV/0!	0	#DIV/0!	58.89

(*) The term "encumbrance" has the same meaning as assigned to it in regulation 28(3) of the SAST Regulations, 2011




(I)(c)(i) Statement showing holding of securities (including shares, warrants, convertible securities) of persons belonging to the category "Public" and holding more than 1% of the total number of shares

Sr. No.	Name of the shareholder	Number of shares held	Shares as a percentage of total number of shares {i.e., Grand Total (A)+(B)+(C) indicated in Statement at para (I)(a) above}	Details of warrants		Details of convertible securities		Total shares (including underlying shares assuming full conversion of warrants and convertible securities) as a % of diluted share capital
				Number of warrants held	As a % total number of warrants of the same class	Number of convertible securities held	% w.r.t. total number of convertible securities of the same class	
1	M/S JAYA HIND INVESTMENTS PRIVATE LIMITED	63,94,663	4.02	0	#DIV/0!	0	#DIV/0!	4.02
2	LIFE INSURANCE CORPORATION OF INDIA	49,12,201	3.09	0	#DIV/0!	0	#DIV/0!	3.09
3	ICICI PRUDENTIAL FOCUSED BLUECHIP EQUIT FUND	46,57,655	2.93	0	#DIV/0!	1	#DIV/0!	2.93
4	MAHARASHTRA SCOOTERS LIMITED	37,25,740	2.34	0	#DIV/0!	0	#DIV/0!	2.34
5	GOVERNMENT OF SINGAPORE	17,42,887	1.10	0	#DIV/0!	0	#DIV/0!	1.10
6	VALIANT MAURITIUS PARTNERS LIMITED	18,76,282	1.18	0	#DIV/0!	0	#DIV/0!	1.18
7	VALIANT MAURITIUS PARTNERS OFFSHORE LIMITED	17,72,362	1.11	0	#DIV/0!	0	#DIV/0!	1.11
8	SIKKIM JANSEWA PRATISTHAN PVT LTD	20,12,953	1.27	0	#DIV/0!	0	#DIV/0!	1.27
9	ASHOKA PTE LTD	19,38,247	1.22	0	#DIV/0!	0	#DIV/0!	1.22
TOTAL		2,90,32,990	18.25	0	#DIV/0!	1	#DIV/0!	18.25




(I)(c)(ii) Statement showing holding of securities (including shares, warrants, convertible securities) of persons (together with PAC) belonging to the category "Public" and holding more than 5% of the total number of shares of the company

Sr. No.	Name(s) of the shareholder(s) and the Persons Acting in Concert (PAC) with them	Number of shares	Shares as a percentage of total number of shares {i.e., Grand Total (A)+(B)+(C) indicated in Statement at para (I)(a) above}	Details of warrants		Details of convertible securities		Total shares (including underlying shares assuming full conversion of warrants and convertible securities) as a % of diluted share capital
				Number of warrants	As a % total number of warrants of the same class	Number of convertible securities held	% w.r.t total number of convertible securities of the same class	
1	NIL	0	0.00	0	#DIV/0!	0	#DIV/0!	0
TOTAL		0	0.00	0	#DIV/0!	0	#DIV/0!	0




(I)(d) Statement showing details of locked-in shares

Sr. No.	Name of the shareholder	Number of locked-in shares	Locked-in shares as a percentage of total number of shares (i.e., Grand Total (A)+(B)+(C) indicated in Statement at para (I)(a) above)
1	NIL	0	0.00
TOTAL		0	0.00



(II)(a) Statement showing details of Depository Receipts (DRs)

Sr. No.	Type of outstanding DR (ADRs, GDRs, SDRs, etc.)	Number of outstanding DRs	Number of shares underlying outstanding DRs	Shares underlying outstanding DRs as a percentage of total number of shares {i.e., Grand Total (A)+(B)+(C) indicated in Statement at para (I)(a) above}
1	GDR	1	41,132	0.03
TOTAL		1	41,132	0.03



(II)(b) Statement showing holding of Depository Receipts (DRs), where underlying shares held by "promoter/promoter group" are in excess of 1% of the total number of shares

Sr. No.	Name of the DR Holder	Type of outstanding DR (ADRs, GDRs, SDRs, etc.)	Number of shares underlying outstanding DRs	Shares underlying outstanding DRs as a percentage of total number of shares {i.e., Grand Total (A)+(B)+(C) indicated in Statement at para (I)(a) above}
1	NIL	0	0	0.00
TOTAL			0	0.00

