

April 14, 2014

The Bombay Stock Exchange Ltd  
Phiroze Jeejeebhoy Towers  
Dalal Street  
Fort, Mumbai 400 001

Attn: Ms. Chitra Shekhar  
DCS-CRD

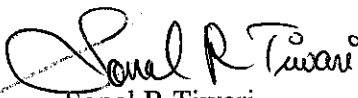
Dear Sir,

Pursuant to amended Clause 35 of the Listing Agreement, we enclose herewith in the prescribed Form the Shareholding pattern of the Company as at 31<sup>st</sup> March, 2014.


We have already forwarded the soft copy to [corp.relations@bseindia.com](mailto:corp.relations@bseindia.com) as on 14<sup>th</sup> April, 2014.

Thanking You,

Yours faithfully,  
For Bajaj Finserv Limited

  
Sonal R Tiwari  
Company Secretary

Encl: as above



CC & Thro' Shri Mirchandani- Kindly arrange to deliver the letter at above address & send us acknowledgement thereof for our record.

**Bajaj Finserv Limited**

Corporate Office: 6th Floor, Bajaj Finserv Corporate Office, Off Pune-Ahmednagar Road, Viman Nagar, Pune - 411 014, Maharashtra, INDIA


Registered Office: Mumbai - Pune Road, Akurdi, Pune - 411 035, Maharashtra, INDIA

Tel +91 20 3040 5700 Fax +91 20 3040 5792 [www.bajajfinserv.in](http://www.bajajfinserv.in)

Introductory sub-table (I)(a)


Name of the Company: Bajaj Finserv Ltd.			
Scrip Code, Name of the scrip, class of security: 532978,BAJAJFINS,EQUITY			
Quarter ended: 31-MAR-2014			
<b>Partly paid-up shares:-</b>			
	No. of partly paid-up shares	As a % of total no. of partly paid-up shares	As a % of total no. of shares of the company
Held by promoter/promoter group		#DIV/0!	0
Held by public		#DIV/0!	0
<b>Total</b>	<b>0</b>	<b>#DIV/0!</b>	<b>0</b>
<b>Outstanding convertible securities:-</b>			
	No. of outstanding securities	As a % of total no. of outstanding convertible securities	As a % of total no. of shares of the company, assuming full conversion of the convertible securities
Held by promoter/promoter group		#DIV/0!	0
Held by public		#DIV/0!	0
<b>Total</b>	<b>0</b>	<b>#DIV/0!</b>	<b>0</b>
<b>Warrants:-</b>			
	No. of warrants	As a % of total no. of warrants	As a % of total no. of shares of the company, assuming full conversion of warrants
Held by promoter/promoter group		#DIV/0!	0
Held by public		#DIV/0!	0
<b>Total</b>	<b>0</b>	<b>#DIV/0!</b>	<b>0</b>
<b>Total paid-up capital of the company, assuming full conversion of warrants and convertible securities</b>			
	159122352	0	0

*Sanjay R. Tewari*




**Statement Showing Shareholding Pattern**


Category code	Category of Shareholder	Number of Shareholders	Table (I)(a)		Total shareholding as a percentage of total number of shares		Shares Pledged or otherwise encumbered	
			Total number of shares	Number of shares held in dematerialized form	As a percentage of (A+B) <sup>1</sup>	As a percentage of (A+B+C)	Number of shares	As a percentage
			(IV)	(V)	(VI)	(VII)	(VIII)	(IX) = (VIII)/(IV)*100
(A)	<b>Shareholding of Promoter and Promoter Group<sup>2</sup></b>							
1	<b>Indian</b>							
(a)	Individuals/ Hindu Undivided Family	41	8,305,305	8,305,305	5.22	5.22		0.00
(b)	Central Government/ State Government(s)				0.00	0.00		#DIV/0!
(c)	Bodies Corporate	32	85,397,954	85,397,954	53.68	53.67		0.00
(d)	Financial Institutions/ Banks				0.00	0.00		#DIV/0!
(e)	Any Others(Specify)				0.00	0.00		#DIV/0!
(e-i)					0.00	0.00		#DIV/0!
(e-ii)					0.00	0.00		#DIV/0!
	<b>Sub Total(A)(1)</b>	<b>73</b>	<b>93,703,259</b>	<b>93,703,259</b>	<b>58.90</b>	<b>58.89</b>	<b>0</b>	<b>0.00</b>
2	<b>Foreign</b>							
a	Individuals (Non-Residents Individuals/ Foreign Individuals)				0.00	0.00		#DIV/0!
b	Bodies Corporate				0.00	0.00		#DIV/0!
c	Institutions				0.00	0.00		#DIV/0!
d	Qualified Foreign Investor				0.00	0.00		#DIV/0!
e	Any Others(Specify)				0.00	0.00		#DIV/0!
e-i					0.00	0.00		#DIV/0!
e-ii								
	<b>Sub Total(A)(2)</b>	<b>-</b>	<b>-</b>	<b>-</b>	<b>0.00</b>	<b>0.00</b>	<b>0</b>	<b>#DIV/0!</b>
	<b>Total Shareholding of Promoter and Promoter Group (A)= (A)(1)+(A)(2)</b>	<b>73</b>	<b>93,703,259</b>	<b>93,703,259</b>	<b>58.90</b>	<b>58.89</b>	<b>0</b>	<b>0.00</b>
(B)	<b>Public shareholding</b>							
1	<b>Institutions</b>							
(a)	Mutual Funds/ UTI	30	1,346,688	1,345,813	0.85	0.85		
(b)	Financial Institutions / Banks	32	199,959	189,564	0.13	0.13		
(c)	Central Government/ State Government(s)				0.00	0.00		
(d)	Venture Capital Funds				0.00	0.00		
(e)	Insurance Companies	13	5,506,318	5,506,018	3.46	3.46		
(f)	Foreign Institutional Investors	84	17,492,274	17,490,849	11.00	10.99		
(g)	Foreign Venture Capital Investors				0.00	0.00		
(h)	Qualified Foreign Investor				0.00	0.00		
(i)	Any Other (specify)				0.00	0.00		
(i-i)					0.00	0.00		
(i-ii)								
	<b>Sub-Total (B)(1)</b>	<b>159</b>	<b>24,545,239</b>	<b>24,532,244</b>	<b>15.43</b>	<b>15.43</b>		



<b>B 2</b>	<b>Non-institutions</b>							
(a)	Bodies Corporate	1,007	14,268,801	11,844,327	8.97	8.97		
(b)	Individuals				0.00	0.00		
I	Individuals -i. Individual shareholders holding nominal share capital up to Rs 1 lakh	48,648	12,077,678	10,572,752	7.59	7.59		
II	ii. Individual shareholders holding nominal share capital in excess of Rs. 1 lakh.	154	13,491,531	7,891,924	8.48	8.48		
(c)	Qualified Foreign Investor				0.00	0.00		
(d)	Any Other (specify)				0.00	0.00		
(d-i)	Foreign Nationals	1	817	817	0.00	0.00		
(d-ii)	Non Resident Indians	953	729,640	717,130	0.46	0.46		
(d-iii)	Overseas Corporate Bodies	2	675	-	0.00	0.00		
(d-iv)	Foreign Bodies - DR	1	2,176	2,176	0.00	0.00		
(d-v)	Trust	9	191,122	191,122	0.12	0.12		
(d-vi)	Clearing Members	235	70,282	70,282	0.04	0.04		
	<b>Sub-Total (B)(2)</b>	<b>51,010</b>	<b>40,832,722</b>	<b>31,290,530</b>	<b>25.67</b>	<b>25.66</b>		
<b>(B)</b>	<b>Total Public Shareholding (B)= (B)(1)+(B)(2)</b>	<b>51,169</b>	<b>65,377,961</b>	<b>55,822,774</b>	<b>41.10</b>	<b>41.09</b>		
	<b>TOTAL (A)+(B)</b>	<b>51,242</b>	<b>159,081,220</b>	<b>149,526,033</b>	<b>100.00</b>	<b>99.97</b>		
<b>(C)</b>	<b>Shares held by Custodians and against which Depository Receipts have been issued</b>							
1	Promoter and Promoter Group					0.00		#DIV/0!
2	Public	1	41,132	41,132		0.03		
	<b>Sub-Total (C)</b>	<b>1</b>	<b>41,132</b>	<b>41,132</b>		<b>0.03</b>	<b>0</b>	
	<b>GRAND TOTAL (A)+(B)+(C)</b>	<b>51,243</b>	<b>159,122,352</b>	<b>149,567,165</b>		<b>100.00</b>	<b>0</b>	<b>0.00</b>




Sr.No	Notes
1	
2	
3	
4	
5	
6	
7	
8	
9	



(1)(b) Statement showing holding of securities (including shares, warrants, convertible securities) of persons belonging to the category "Promoter and Promoter Group"

Sr. No.	Name of the shareholder	Details of Shares held		Encumbered shares (*)			Details of warrants		Details of convertible securities		Total shares (including underlying shares assuming full conversion of warrants and convertible securities) as a % of diluted share capital
		Number of shares held	As a % of grand total (A)+(B)+(C)	No.	As a percentage	As a % of grand total (A)+(B)+(C) of sub-clause (I)(a)	Number of warrants held	As a % total number of warrants of the same class	Number of convertible securities held	As a % total number of convertible securities of the same class	
(i)	(ii)	(iii)	(iv)	(v)	(vi)=(v)/(iii)*100	(vii)	(viii)	(ix)	(x)	(xi)	(xii)
1	ANANT BAJAJ	497,107	0.31	0	0.00	0.00	0	#DIV/0!	0	#DIV/0!	0.31
2	DEEPA BAJAJ	11,675	0.01	0	0.00	0.00	0	#DIV/0!	0	#DIV/0!	0.01
3	GEETIKA BAJAJ	20,700	0.01	0	0.00	0.00	0	#DIV/0!	0	#DIV/0!	0.01
4	KIRAN BAJAJ	424,725	0.27	0	0.00	0.00	0	#DIV/0!	0	#DIV/0!	0.27
5	KRITI BAJAJ	38,500	0.02	0	0.00	0.00	0	#DIV/0!	0	#DIV/0!	0.02
6	KUNUD BAJAJ	533,434	0.34	0	0.00	0.00	0	#DIV/0!	0	#DIV/0!	0.34
7	MADHUR BAJAJ	933,716	0.59	0	0.00	0.00	0	#DIV/0!	0	#DIV/0!	0.59
8	MINAL BAJAJ	74,700	0.05	0	0.00	0.00	0	#DIV/0!	0	#DIV/0!	0.05
9	NEELIMA BAJAJ SWAMY	305,519	0.19	0	0.00	0.00	0	#DIV/0!	0	#DIV/0!	0.19
10	NIMISHA JAIPURIA	181,285	0.11	0	0.00	0.00	0	#DIV/0!	0	#DIV/0!	0.11
11	NIRAJ BAJAJ	1,390,938	0.87	0	0.00	0.00	0	#DIV/0!	0	#DIV/0!	0.87
12	NIRAVNAYAN BAJAJ	205,866	0.13	0	0.00	0.00	0	#DIV/0!	0	#DIV/0!	0.13
13	RAHULKUMAR BAJAJ	1,667,085	1.05	0	0.00	0.00	0	#DIV/0!	0	#DIV/0!	1.05
14	RAJIVNAYAN BAJAJ	3,450	0.00	0	0.00	0.00	0	#DIV/0!	0	#DIV/0!	0.00
15	RISHABNAYAN BAJAJ	9,400	0.01	0	0.00	0.00	0	#DIV/0!	0	#DIV/0!	0.01
16	SANJALI BAJAJ	10,100	0.01	0	0.00	0.00	0	#DIV/0!	0	#DIV/0!	0.01
17	SANJIVNAYAN BAJAJ	465,024	0.29	0	0.00	0.00	0	#DIV/0!	0	#DIV/0!	0.29
18	SHEFALI BAJAJ	11,000	0.01	0	0.00	0.00	0	#DIV/0!	0	#DIV/0!	0.01
19	SHEKHAR BAJAJ	701,440	0.44	0	0.00	0.00	0	#DIV/0!	0	#DIV/0!	0.44
20	SIDDHANTNAYAN BAJAJ	8,300	0.01	0	0.00	0.00	0	#DIV/0!	0	#DIV/0!	0.01
21	SUMAN JAIN	575,904	0.36	0	0.00	0.00	0	#DIV/0!	0	#DIV/0!	0.36
22	SUNAINA KEJRIWAL	235,437	0.15	0	0.00	0.00	0	#DIV/0!	0	#DIV/0!	0.15
23	BACHHRAJ AND COMPANY PRIVATE I	2,050,278	1.29	0	0.00	0.00	0	#DIV/0!	0	#DIV/0!	1.29
24	BACHHRAJ FACTORIES PRIVATE LIMI	1,069,987	0.67	0	0.00	0.00	0	#DIV/0!	0	#DIV/0!	0.67
25	BAJAJ HOLDINGS AND INVESTMENT I	62,314,214	39.16	0	0.00	0.00	0	#DIV/0!	0	#DIV/0!	39.16
26	BAJAJ SEVASHRAM PRIVATE LTD	2,355,606	1.48	0	0.00	0.00	0	#DIV/0!	0	#DIV/0!	1.48
27	BARODA INDUSTRIES PRIVATE LIMITE	919,001	0.58	0	0.00	0.00	0	#DIV/0!	0	#DIV/0!	0.58
28	HERCULES HOISTS LIMITED	92,063	0.06	0	0.00	0.00	0	#DIV/0!	0	#DIV/0!	0.06
29	THE HINDUSTAN HOUSING COMPANY	8,000	0.01	0	0.00	0.00	0	#DIV/0!	0	#DIV/0!	0.01
30	JAMNALAL SONS PRIVATE LIMITED	15,106,424	9.49	0	0.00	0.00	0	#DIV/0!	0	#DIV/0!	9.49
31	KAMALNAYAN INVESTMENT & TRADIN	61,200	0.04	0	0.00	0.00	0	#DIV/0!	0	#DIV/0!	0.04
32	MADHUR SECURITIES PVT LTD	40,700	0.03	0	0.00	0.00	0	#DIV/0!	0	#DIV/0!	0.03
33	NIRAJ HOLDINGS PVT LTD	10,300	0.01	0	0.00	0.00	0	#DIV/0!	0	#DIV/0!	0.01
34	RAHUL SECURITIES PVT LTD	143,000	0.09	0	0.00	0.00	0	#DIV/0!	0	#DIV/0!	0.09
35	RUPA EQUITIES PRIVATE LIMITED	137,400	0.09	0	0.00	0.00	0	#DIV/0!	0	#DIV/0!	0.09
36	SHEKHAR HOLDINGS PVT LTD	30,300	0.02	0	0.00	0.00	0	#DIV/0!	0	#DIV/0!	0.02
37	BAJAJ AUTO EMPLOYEES WELFARE	1,006,021	0.63	0	0.00	0.00	0	#DIV/0!	0	#DIV/0!	0.63
38	BEL EMPLOYEES WELFARE FUND	53,460	0.03	0	0.00	0.00	0	#DIV/0!	0	#DIV/0!	0.03
<b>TOTAL</b>		<b>93,703,259</b>	<b>58.89</b>	<b>0</b>	<b>0.00</b>	<b>0.00</b>	<b>0</b>	<b>#DIV/0!</b>	<b>0</b>	<b>#DIV/0!</b>	<b>58.89</b>

(\*) The term "encumbrance" has the same meaning as assigned to it in regulation 28(3) of the SAST Regulations, 2011




(I)(c)(i) Statement showing holding of securities (including shares, warrants, convertible securities) of persons belonging to the category "Public" and holding more than 1% of the total number of shares

Sr. No.	Name of the shareholder	Number of shares held	Shares as a percentage of total number of shares (i.e., Grand Total (A)+(B)+(C) indicated in Statement at para (I)(a) above)	Details of warrants		Details of convertible securities		Total shares (including underlying shares assuming full conversion of warrants and convertible securities) as a % of diluted share capital
				Number of warrants held	As a % total number of warrants of the same class	Number of convertible securities held	% w.r.t total number of convertible securities of the same class	
1	M/S JAYA HIND INVESTMENTS PR	6,394,663	4.02	0	#DIV/0!	0	#DIV/0!	4.02
2	GOVERNMENT OF SINGAPORE	4,938,722	3.10	0	#DIV/0!	0	#DIV/0!	3.10
3	LIFE INSURANCE CORPORATION C	5,040,338	3.17	0	#DIV/0!	0	#DIV/0!	3.17
4	MAHARASHTRA SCOOTERS LIMITE	3,725,740	2.34	0	#DIV/0!	0	#DIV/0!	2.34
5	VALIANT MAURITIUS PARTNERS LI	2,578,938	1.62	0	#DIV/0!	0	#DIV/0!	1.62
6	VALIANT MAURITIUS PARTNERS C	2,286,980	1.44	0	#DIV/0!	0	#DIV/0!	1.44
7	SIKKIM JANSEWA PRATISTHAN PV	1,964,341	1.23	0	#DIV/0!	0	#DIV/0!	1.23
8	ASHOKA PTE LTD	1,938,247	1.22	0	#DIV/0!	0	#DIV/0!	1.22
9	MONETRAY AUTHORITY OF SINGA	1,912,789	1.20	0	#DIV/0!	0	#DIV/0!	1.20
<b>TOTAL</b>		<b>30,780,758</b>	<b>19.34</b>	<b>0</b>	<b>#DIV/0!</b>	<b>0</b>	<b>#DIV/0!</b>	<b>19.34</b>



**(D)(c)(ii) Statement showing holding of securities (including shares, warrants, convertible securities) of persons (together with PAC) belonging to the category "Public" and holding more than 5% of the total number of shares of the company**


Sr. No.	Name(s) of the shareholder(s) and the Persons Acting in Concert (PAC) with them	Number of shares	Shares as a percentage of total number of shares (i.e., Grand Total (A)+(B)+(C) indicated in Statement at para (D)(a) above)	Details of warrants		Details of convertible securities		Total shares (including underlying shares assuming full conversion of warrants and convertible securities) as a % of diluted share capital
				Number of warrants	As a % total number of warrants of the same class	Number of convertible securities held	% w.r.t total number of convertible securities of the same class	
1	NIL	0	0.00	0	#DIV/0!	0	#DIV/0!	0
<b>TOTAL</b>		<b>0</b>	<b>0.00</b>	<b>0</b>	<b>#DIV/0!</b>	<b>0</b>	<b>#DIV/0!</b>	<b>0</b>






(I)(d) Statement showing details of locked-in shares

Sr. No.	Name of the shareholder	Number of locked-in shares	Locked-in shares as a percentage of total number of shares (i.e., Grand Total (A)+(B)+(C) indicated in Statement at para (I)(a) above}
1	NIL	0	0.00
<b>TOTAL</b>		<b>0</b>	<b>0.00</b>



(II)(a) Statement showing details of Depository Receipts (DRs)

Sr. No.	Type of outstanding DR (ADRs, GDRs, SDRs, etc.)	Number of outstanding DRs	Number of shares underlying outstanding DRs	Shares underlying outstanding DRs as a percentage of total number of shares {i.e., Grand Total (A)+(B)+(C) indicated in Statement at para (I)(a) above}
1	GDR	1	41,132	0.03
<b>TOTAL</b>		<b>1</b>	<b>41,132</b>	<b>0.03</b>



(II)(b) Statement showing holding of Depository Receipts (DRs), where underlying shares held by "promoter/promoter group" are in excess of 1% of the total number of shares

Sr. No.	Name of the DR Holder	Type of outstanding DR (ADRs, GDRs, SDRs, etc.)	Number of shares underlying outstanding DRs	Shares underlying outstanding DRs as a percentage of total number of shares (i.e., Grand Total (A)+(B)+(C) indicated in Statement at para (I)(a) above)
1	NIL	0	0	0.00
<b>TOTAL</b>			<b>0</b>	<b>0.00</b>

