


**(1)(a) STATEMENT SHOWING SHAREHOLDING PATTERN IN CLAUSE-35**

NAME OF THE COMPANY:BAJAJ AUTO LIMITED			
SCRIP CODE:	532977	Name of the Scrip:	
Class of Security:			
QUARTER ENDED:	31/03/2014		
Partly paid-up shares	No. of partly paid-up shares	As a % of total no. of partly paid-up shares	As a % of total no. of shares of the Company.
Held by promoter/promoter group	0	0	C
Held by Public	0	0	C
<b>Total:</b>	<b>0</b>	<b>0</b>	<b>C</b>
Outstanding convertible securities:	No. of outstanding securities	As a % of total no. of outstanding convertible securities.	As a % of total no. of shares of the Company assuming full conversion of the convertible securities
Held by promoter/promoter group	0	0	C
Held by Public	0	0	C
<b>Total:</b>	<b>0</b>	<b>0</b>	<b>C</b>
Warrants:	No. of warrants	As a % of total no. of warrants	As a % of total no. of shares of the Company, assuming full conversion of warrants
Held by promoter/promoter group	0	0	C
Held by Public	0	0	C
<b>Total:</b>	<b>0</b>	<b>0</b>	<b>C</b>
<b>Total paid-up capital of the Company, assuming full conversion of warrants and convertible securities</b>	<b>289367020</b>	<b>0</b>	<b>0.00</b>




✓


**Statement Showing Shareholding Pattern**

**Table I(a)**

CATEGORY CODE	CATEGORY OF SHAREHOLDER	NO OF SHAREHOLDERS	TOTAL NUMBER OF SHARES	NO OF SHARES HELD IN DEMATERIALIZED FORM	TOTAL SHAREHOLDING		SHARES PLEDGE OR	
					AS a PERCENTAGE of (A+B)	As a PERCENTAGE of (A+B+C)	NUMBER OF SHARES	AS a PERCENTAGE (IX)=(VIII)/(IV)*100
(I)	(II)	(III)	(IV)	(V)	(VI)	(VII)	(VIII)	(IX)
<b>(A)</b>	<b>PROMOTER AND PROMOTER GROUP</b>							
(1)	INDIAN							
(a)	Individual /HUF	38	12,613,090	12,613,090	4.36	4.36	0	0.00
(b)	Central Government/State Government(s)	0	0	0	0.00	0.00	0	0.00
(c)	Bodies Corporate	34	132,120,042	132,120,042	45.67	45.66	79855	0.06
(d)	Financial Institutions / Banks	0	0	0	0.00	0.00	0	0.00
(e)	Others	0	0	0	0.00	0.00	0	0.00
	<b>Sub-Total A(1) :</b>	<b>72</b>	<b>144733132</b>	<b>144733132</b>	<b>50.03</b>	<b>50.02</b>	<b>79855</b>	<b>0.06</b>
(2)	FOREIGN							
(a)	Individuals (NRIs/Foreign Individuals)	0	0	0	0.00	0.00	0	0.00
(b)	Bodies Corporate	0	0	0	0.00	0.00	0	0.00
(c)	Institutions	0	0	0	0.00	0.00	0	0.00
(d)	Qualified Foreign Investor	0	0	0	0.00	0.00	0	0.00
(e)	Others	0	0	0	0.00	0.00	0	0.00
	<b>Sub-Total A(2) :</b>	<b>0</b>	<b>0</b>	<b>0</b>	<b>0.00</b>	<b>0.00</b>	<b>0</b>	<b>0.00</b>
	<b>Total A=A(1)+A(2)</b>	<b>72</b>	<b>144733132</b>	<b>144733132</b>	<b>50.03</b>	<b>50.02</b>	<b>79855</b>	<b>0.06</b>
<b>(B)</b>	<b>PUBLIC SHAREHOLDING</b>							
(1)	INSTITUTIONS							
(a)	Mutual Funds /UTI	122	1732339	1730914	0.60	0.60		
(b)	Financial Institutions /Banks	56	1079789	1058999	0.37	0.37		
(c)	Central Government / State Government(s)	0	0	0	0.00	0.00		
(d)	Venture Capital Funds	0	0	0	0.00	0.00		
(e)	Insurance Companies	151	17481009	17480409	6.04	6.04		
(f)	Foreign Institutional Investors	476	54010575	54007900	18.67	18.67		
(g)	Foreign Venture Capital Investors	0	0	0	0.00	0.00		
(h)	Qualified Foreign Investor	0	0	0	0.00	0.00		
(i)	Others	0	0	0	0.00	0.00		
	<b>Sub-Total B(1) :</b>	<b>805</b>	<b>74303712</b>	<b>74278222</b>	<b>25.68</b>	<b>25.68</b>		



CATEGORY CODE	CATEGORY OF SHAREHOLDER				TOTAL SHAREHOLDING		SHARES PLEDGE OR	
		NO OF SHAREHOLDERS	TOTAL NUMBER OF SHARES	NO OF SHARES HELD IN DEMATERIALIZED FORM	AS a PERCENTAGE of (A+B)	As a PERCENTAGE of (A+B+C)	NUMBER OF SHARES	AS a PERCENTAGE
(I)	(II)	(III)	(IV)	(V)	(VI)	(VII)	(VIII)	(IX)=(VIII)/(IV)*100
(2)	NON-INSTITUTIONS							
(a)	Bodies Corporate	1196	23752715	19344275	8.21	8.21		
(b)	Individuals							
	(i) Individuals holding nominal share capital upto Rs.1 lakh	67197	13999399	12423886	4.84	4.84		
	(ii) Individuals holding nominal share capital in excess of Rs.1 lakh	546	30353094	18875242	10.49	10.49		
(c)	Others							
	FOREIGN NATIONALS	1	1633	1633	0.00	0.00		
	FOREIGN BODIES-DR	2	49178	49178	0.02	0.02		
	NON RESIDENT INDIANS	1992	978867	953922	0.34	0.34		
	OVERSEAS CORPORATE BODIES	3	1425	0	0.00	0.00		
	CLEARING MEMBERS	294	379408	379408	0.13	0.13		
	TRUSTS	40	754413	754413	0.26	0.26		
(d)	Qualified Foreign Investor	0	0	0	0.00	0.00		
	Sub-Total B(2) :	71271	70270132	52781957	24.29	24.28		
	Total B=B(1)+B(2) :	72076	144573844	127060179	49.97	49.96		
	Total (A+B) :	72148	289306976	271793311	100.00	99.98		
(C)	Shares held by custodians, against which Depository Receipts have been issued							
(1)	Promoter and Promoter Group							
(2)	Public	1	60044	60044		0.02		
	GRAND TOTAL (A+B+C) :	72149	289367020	271853355		100.00	79855	0.03




(i)(b) Statement showing holding of securities (including shares, warrants, convertible securities) of persons belonging to the category "Promoter and Promoter Group"											
Sr.No	Name of the Shareholder	Details of Shares held		Encumbered shares (*)			Details of Warrants		Details of convertible securities		Total Shares (including underlying shares assuming full conversion of warrants and convertible securities) as a % of diluted share capital
		No. of Shares held	As a % of grand total (A)+(B)+(C)	Pledge Shares	AS a percentage (VI)=(V)/(III)	AS a % of grand total (A) + (B) + (C) of sub-clause (I)(a) (VII)	Number of warrants held	As a % total number of warrants of the same class (IX)	Number of convertible securities held	As a % total number of convertible securities of the same class (XI)	
(I)	(II)	(III)	(IV)	(V)	(VI)	(VII)	(VIII)	(IX)	(X)	(XI)	(XII)
1	ANANT BAJAJ	149,614	0.05	0	0.00	0.00	0	0.00	0	0.00	0.05
2	DEEPA BAJAJ	21,150	0.01	0	0.00	0.00	0	0.00	0	0.00	0.01
3	GEETIKA BAJAJ	600	0.00	0	0.00	0.00	0	0.00	0	0.00	0.00
4	KIRAN BAJAJ	2,050	0.00	0	0.00	0.00	0	0.00	0	0.00	0.00
5	KRITI BAJAJ	70,000	0.02	0	0.00	0.00	0	0.00	0	0.00	0.02
6	KUMUD BAJAJ	969,868	0.34	0	0.00	0.00	0	0.00	0	0.00	0.34
7	MADHUR BAJAJ	1,432,232	0.49	0	0.00	0.00	0	0.00	0	0.00	0.49
8	MINAL BAJAJ	125,800	0.04	0	0.00	0.00	0	0.00	0	0.00	0.04
9	NEELIMA BAJAJ SWAMY	535,438	0.19	0	0.00	0.00	0	0.00	0	0.00	0.19
10	NIMISHA JAIPURIA	314,570	0.11	0	0.00	0.00	0	0.00	0	0.00	0.11
11	NIRAJ BAJAJ	2,109,476	0.73	0	0.00	0.00	0	0.00	0	0.00	0.73
12	NIRAVNAYAN BAJAJ	423,132	0.15	0	0.00	0.00	0	0.00	0	0.00	0.15
13	RAHULKUMAR BAJAJ	2,970,570	1.03	0	0.00	0.00	0	0.00	0	0.00	1.03
14	RAJIVNAYAN BAJAJ	726,100	0.25	0	0.00	0.00	0	0.00	0	0.00	0.25
15	RISHABNAYAN BAJAJ	17,000	0.01	0	0.00	0.00	0	0.00	0	0.00	0.01
16	SANJALI BAJAJ	18,200	0.01	0	0.00	0.00	0	0.00	0	0.00	0.01
17	SANJIVNAYAN BAJAJ	800,448	0.28	0	0.00	0.00	0	0.00	0	0.00	0.28
18	SHEFALI BAJAJ	20,000	0.01	0	0.00	0.00	0	0.00	0	0.00	0.01
19	SHEKHAR BAJAJ	421,760	0.15	0	0.00	0.00	0	0.00	0	0.00	0.15
20	SIDDHANTNAYAN BAJAJ	15,000	0.01	0	0.00	0.00	0	0.00	0	0.00	0.01
21	SUMAN JAIN	1,047,008	0.36	0	0.00	0.00	0	0.00	0	0.00	0.36
22	SUNAINA KEJRIWAL	423,074	0.15	0	0.00	0.00	0	0.00	0	0.00	0.15
23	BACHHRAJ AND COMPANY PRIVATE LIMITED	3,727,756	1.29	0	0.00	0.00	0	0.00	0	0.00	1.29
24	BACHHRAJ FACTORIES PRIVATE LIMITED	1,945,174	0.67	0	0.00	0.00	0	0.00	0	0.00	0.67
25	BAJAJ FINANCE LIMITED	150	0.00	0	0.00	0.00	0	0.00	0	0.00	0.00
26	BAJAJ HOLDINGS AND INVESTMENT LTD	91,119,000	31.49	0	0.00	0.00	0	0.00	0	0.00	31.49
27	BAJAJ SEVASHRAM PRIVATE LTD	4,462,720	1.54	0	0.00	0.00	0	0.00	0	0.00	1.54
28	BARODA INDUSTRIES PRIVATE LIMITED	1,670,802	0.58	0	0.00	0.00	0	0.00	0	0.00	0.58
29	HERCULES HOISTS LIMITED	182,590	0.06	0	0.00	0.00	0	0.00	0	0.00	0.06
30	THE HINDUSTAN HOUSING COMPANY LTD	14,400	0.00	0	0.00	0.00	0	0.00	0	0.00	0.00
31	JAMNALAL SONS PRIVATE LIMITED	25,844,400	8.93	79855	0.31	0.03	0	0.00	0	0.00	8.93
32	KAMALNAYAN INVESTMENT & TRADING PVT LTD	132,200	0.05	0	0.00	0.00	0	0.00	0	0.00	0.05
33	MADHUR SECURITIES PVT LTD	79,400	0.03	0	0.00	0.00	0	0.00	0	0.00	0.03
34	NIRAJ HOLDINGS PVT LTD	19,600	0.01	0	0.00	0.00	0	0.00	0	0.00	0.01
35	RAHUL SECURITIES PVT LTD	270,600	0.09	0	0.00	0.00	0	0.00	0	0.00	0.09
36	RUPA EQUITIES PVT LTD	286,800	0.10	0	0.00	0.00	0	0.00	0	0.00	0.10
37	SANRAJ NAYAN INVESTMENTS PVT LTD	60,000	0.02	0	0.00	0.00	0	0.00	0	0.00	0.02
38	SHEKHAR HOLDINGS PVT LTD	63,000	0.02	0	0.00	0.00	0	0.00	0	0.00	0.02
39	BAJAJ AUTO EMPLOYEES WELFARE FUND	2,144,250	0.74	0	0.00	0.00	0	0.00	0	0.00	0.74
40	BEL EMPLOYEES WELFARE FUND	97,200	0.03	0	0.00	0.00	0	0.00	0	0.00	0.03
	<b>TOTAL :</b>	<b>144733132</b>	<b>50.02</b>	<b>79855</b>	<b>0.06</b>	<b>0.03</b>	<b>0</b>	<b>0.00</b>	<b>0</b>	<b>0.00</b>	<b>50.02</b>


(\* The term "encumbrance" has the same meaning as assigned to it in the regulation 28(3) of the SAST Regulations, 2011



U(c)(i) Statement showing holding of securities (including shares, warrants, convertible securities) of persons belonging to the category "Public" and holding more than 1% of the total								
Sr.No.	Name of the shareholder	Number of shares	Shares as a percentage of total number of shares (i.e., Grant total (A)+(B)+(C) Indicated in Statement at para (i)(a) above)	Details of warrants		Details of convertible securities		Total shares (including underlying shares assuming full conversion of warrants and convertible securities) as a % of diluted share capital)
				Number of warrants held	As a % total number of warrants of the same class	Number of convertible securities held	% w.r.t total number of convertible securities of the same class	
1	LIFE INSURANCE CORPORATION OF INDIA	13231448	4.57	0	0.00	0	0.00	4.57
2	M/S JAYA HIND INVESTMENTS PRIVATE LIMITED	10243928	3.54	0	0.00	0	0.00	3.54
3	MAHARASHTRA SCOOTERS LIMITED	6774072	2.34	0	0.00	0	0.00	2.34
4	EUROPACIFIC GROWTH FUND	5302128	1.83	0	0.00	0	0.00	1.83
5	SIKKIM JANSEWA PRATISTHAN PVT LTD	3659916	1.26	0	0.00	0	0.00	1.26
6	NATIONAL WESTMINSTER BANK PLC AS DEPOSITARY	3165458	1.09	0	0.00	0	0.00	1.09
	<b>TOTAL :</b>	<b>42376950</b>	<b>14.64</b>	<b>0</b>	<b>0.00</b>	<b>0</b>	<b>0.00</b>	<b>14.64</b>




Statement showing holding of securities (including shares, warrants, convertible securities) of persons (together with PAC) belonging to the category "Public" and holding more than 5% of the total number of shares of the company							
(I)(c)(ii)	Name(s) of the shareholder(s) and the Persons Acting in Concert (PAC) with them	Number of shares held	Shares as a percentage of total number of shares (i.e., Grant total (A)+(B)+(C) indicated in Statement at para (I)(a) above)	Details of warrants		Details of convertible securities	Total shares (Including underlying shares assuming full conversion of warrants and convertible securities) as a % of diluted share capital)
Sr.No.				Number of warrants held	As a % total number of warrants of the same class	Number of convertible securities held	% w.r.t total number of convertible securities of the same class
TOTAL :		0	0	0	0	0	0




(I)(d) STATEMENT SHOWING DETAILS OF LOCKED-IN SHARES"

Sr.No.	Name of the shareholder	Number of locked-in shares	Locked-in shares as a (%) percentage of total number of shares (i.e, Grand Total (A)+(B)+(C) Indicated in Statement at para (I)(a) above)	Promoter/Promoter Group/Public
TOTAL :		0		0



(II)(a) STATEMENT SHOWING DETAILS OF DEPOSITORY RECEIPTS (DRS)				
Sr.No.	Type of outstanding DR (ADRs,GDRs,SDRs,etc.)	Number of outstanding DRs	Number of shares underlying outstanding DRs	Shares underlying outstanding DRs as a percentage of total number of shares (i.e., Grand Total (A)+(B)+(C) indicated in Statement at Para(I)(a) above)
1	GDR	1	60044	0.02
<b>TOTAL :</b>		<b>1</b>	<b>60044</b>	<b>0.02</b>





Statement showing Holding of Depository Receipts (DRs), where underlying shares held by "Promoter/Promoter group" are in excess of 1% of the total number shares.				
Sr.No.	Name of the DR Holder	Type of outstanding DR (ADRs,GDRs,SDRs, etc.)	Number of shares underlying outstanding DRs	Shares underlying outstanding DRs as a percentage of total number of shares (i.e., Grand Total (A)+(B)+(C) indicated in Statement at para(I)(a) above)
1	NIL	0	0	0.00
<b>TOTAL :</b>		<b>0</b>	<b>0</b>	<b>0.00</b>

