

Introductory sub-table (I)(a)

Name of the Company: BAJAJ AUTO LIMITED			
Scrip Code, Name of the scrip, class of security: 532977,BAJAJAUT,EQUITY			
Quarter ended: 30-JUN-2014			
<b>Partly paid-up shares:-</b>			
	No. of partly paid-up shares	As a % of total no. of partly paid-up shares	As a % of total no. of shares of the company
Held by promoter/promoter group		#DIV/0!	#DIV/0!
Held by public		#DIV/0!	#DIV/0!
<b>Total</b>	<b>0</b>	<b>#DIV/0!</b>	<b>#DIV/0!</b>
<b>Outstanding convertible securities:-</b>			
	No. of outstanding securities	As a % of total no. of outstanding convertible securities	As a % of total no. of shares of the company, assuming full conversion of the convertible securities
Held by promoter/promoter group		#DIV/0!	#DIV/0!
Held by public		#DIV/0!	#DIV/0!
<b>Total</b>	<b>0</b>	<b>#DIV/0!</b>	<b>#DIV/0!</b>
<b>Warrants:-</b>			
	No. of warrants	As a % of total no. of warrants	As a % of total no. of shares of the company, assuming full conversion of warrants
Held by promoter/promoter group		0	#DIV/0!
Held by public		0	#DIV/0!
<b>Total</b>	<b>289367020</b>	<b>100</b>	<b>#DIV/0!</b>
Total paid-up capital of the company, assuming full conversion of warrants and convertible securities			



**Statement Showing Shareholding Pattern**


Table I(a)								
Category code	Category of Shareholder	Number of Shareholders	Total number of shares	Number of shares held in dematerialized form	Total shareholding as a percentage of total number of shares		Shares Pledged or otherwise encumbered	
					As a percentage of (A+B) <sup>1</sup>	As a percentage of (A+B+C)	Number of shares	As a percentage
(I)	(II)	(III)	(IV)	(V)	(VI)	(VII)	(VIII)	(IX) = (VIII)/(IV)*100
<b>(A)</b>	<b>Shareholding of Promoter and Promoter Group<sup>2</sup></b>							
<b>1</b>	<b>Indian</b>							
(a)	Individuals/ Hindu Undivided Family	38	12,613,090	12,613,090	4.36	4.36		0.00
(b)	Central Government/ State Government(s)				0.00	0.00		#DIV/0!
(c)	Bodies Corporate	34	132,120,042	132,120,042	45.67	45.66	79855	0.06
(d)	Financial Institutions/ Banks				0.00	0.00		#DIV/0!
(e)	Any Others(Specify)				0.00	0.00		#DIV/0!
(e-i)					0.00	0.00		#DIV/0!
(e-ii)					0.00	0.00		#DIV/0!
	<b>Sub Total(A)(1)</b>	<b>72</b>	<b>144,733,132</b>	<b>144,733,132</b>	<b>50.03</b>	<b>50.02</b>	<b>79855</b>	<b>0.06</b>
<b>2</b>	<b>Foreign</b>							
a	Individuals (Non-Residents Individuals/ Foreign Individuals)				0.00	0.00		#DIV/0!
b	Bodies Corporate				0.00	0.00		#DIV/0!
c	Institutions				0.00	0.00		#DIV/0!
d	Qualified Foreign Investor				0.00	0.00		#DIV/0!
e	Any Others(Specify)				0.00	0.00		#DIV/0!
e-i					0.00	0.00		#DIV/0!
e-ii					0.00	0.00		#DIV/0!
	<b>Sub Total(A)(2)</b>	<b>-</b>	<b>-</b>	<b>-</b>	<b>0.00</b>	<b>0.00</b>	<b>0</b>	<b>#DIV/0!</b>
	<b>Total Shareholding of Promoter and Promoter Group (A)= (A)(1)+(A)(2)</b>	<b>72</b>	<b>144,733,132</b>	<b>144,733,132</b>	<b>50.03</b>	<b>50.02</b>	<b>79855</b>	<b>0.06</b>
<b>(B)</b>	<b>Public shareholding</b>							
<b>1</b>	<b>Institutions</b>							
(a)	Mutual Funds/ UTI	114	2,050,820	2,049,395	0.71	0.71		
(b)	Financial Institutions/ Banks	54	717,494	696,704	0.25	0.25		
(c)	Central Government/ State Government(s)	-	-	-	0.00	0.00		
(d)	Venture Capital Funds	-	-	-	0.00	0.00		
(e)	Insurance Companies	138	17,705,079	17,704,479	6.12	6.12		
(f)	Foreign Institutional Investors	469	53,817,536	53,814,861	18.60	18.60		
(g)	Foreign Venture Capital Investors	-	-	-	0.00	0.00		
(h)	Qualified Foreign Investor	-	-	-	0.00	0.00		
(i)	Any Other (specify)				0.00	0.00		
(i-i)					0.00	0.00		
(i-ii)					0.00	0.00		
	<b>Sub-Total (B)(1)</b>	<b>775</b>	<b>74,290,929</b>	<b>74,265,439</b>	<b>25.68</b>	<b>25.67</b>		
<b>B 2</b>	<b>Non-institutions</b>							
(a)	Bodies Corporate	1,194	24,067,174	19,659,514	8.32	8.32		
(b)	Individuals				0.00	0.00		
<b>I</b>	<b>Individuals -i. Individual shareholders holding nominal share capital up to Rs 1 lakh</b>	66,789	13,865,022	12,326,601	4.79	4.79		
<b>II</b>	<b>ii. Individual shareholders holding nominal share capital in excess of Rs. 1 lakh.</b>	546	30,297,605	18,926,372	10.47	10.47		



(c)	Qualified Foreign Investor	-	-	-	0.00	0.00		
(d)	Any Other (specify)				0.00	0.00		
(d-i)	FOREIGN NATIONALS	1	1,633	1,633	0.00	0.00		
(d-ii)	NON RESIDENT INDIANS	1,908	902,700	877,905	0.31	0.31		
(d-iii)	OVERSEAS CORPORATE BODIES	3	1,425	-	0.00	0.00		
(d-iv)	FOREIGN BODIES - DR	1	8,470	8,470	0.00	0.00		
(d-v)	TRUST	41	753,380	753,380	0.26	0.26		
(d-vi)	CLEARING MEMBERS	246	385,506	385,506	0.13	0.13		
	<b>Sub-Total (B)(2)</b>	<b>70,729</b>	<b>70,282,915</b>	<b>52,939,381</b>	<b>24.29</b>	<b>24.29</b>		
(B)	<b>Total Public Shareholding (B)= (B)(1)+(B)(2)</b>	<b>71,504</b>	<b>144,573,844</b>	<b>127,204,820</b>	<b>49.97</b>	<b>49.96</b>		
	<b>TOTAL (A)+(B)</b>	<b>71,576</b>	<b>289,306,976</b>	<b>271,937,952</b>	<b>100.00</b>	<b>99.98</b>		
(C)	Shares held by Custodians and against which Depository Receipts have been issued							
1	Promoter and Promoter Group				0.00			#DIV/0!
2	Public	1	60,044	60,044	0.02			
	<b>Sub-Total (C)</b>	<b>1</b>	<b>60,044</b>	<b>60,044</b>	<b>0.02</b>	<b>0</b>		
	<b>GRAND TOTAL (A)+(B)+(C)</b>	<b>71,577</b>	<b>289,367,020</b>	<b>271,997,996</b>	<b>100.00</b>	<b>79855</b>	<b>0.03</b>	




Sr.No	Notes
1	
2	
3	
4	
5	
6	
7	
8	
9	



(1)(b) Statement showing holding of securities (including shares, warrants, convertible securities) of persons belonging to the category "Promoter and Promoter Group"

Sr. No	Name of the shareholder	Details of Shares held		Encumbered shares (*)			Details of warrants		Details of convertible securities		Total shares (including underlying shares assuming full conversion of warrants and convertible securities) as a % of diluted share capital
		Number of shares held	As a % of grand total (A)+(B)+(C)	No.	As a percentage	As a % of grand total (A)+(B)+(C) of sub-clause (I)(a)	Number of warrants held	As a % total number of warrants of the same class	Number of convertible securities held	As a % total number of convertible securities of the same class	
(i)	(ii)	(iii)	(iv)	(v)	(vi)=(v)/(iii)*100	(vii)	(viii)	(ix)	(x)	(xi)	(xii)
1	ANANT BAJAJ	149,614	0.05	-	0.00	0.00					
2	DEEPA BAJAJ	21,150	0.01	-	0.00	0.00	0	#DIV/0!	0	#DIV/0!	0.05
3	GEETIKA BAJAJ	600	0.00	-	0.00	0.00	0	#DIV/0!	0	#DIV/0!	0.01
4	KIRAN BAJAJ	2,050	0.00	-	0.00	0.00	0	#DIV/0!	0	#DIV/0!	0.00
5	KRITI BAJAJ	70,000	0.02	-	0.00	0.00	0	#DIV/0!	0	#DIV/0!	0.00
6	KUMUD BAJAJ	969,868	0.34	-	0.00	0.00	0	#DIV/0!	0	#DIV/0!	0.02
7	MADHUR BAJAJ	1,432,232	0.49	-	0.00	0.00	0	#DIV/0!	0	#DIV/0!	0.34
8	MINAL BAJAJ	125,800	0.04	-	0.00	0.00	0	#DIV/0!	0	#DIV/0!	0.49
9	NEELIMA BAJAJ SWAMY	535,438	0.19	-	0.00	0.00	0	#DIV/0!	0	#DIV/0!	0.04
10	NIMISHA JAIPURIA	314,570	0.11	-	0.00	0.00	0	#DIV/0!	0	#DIV/0!	0.19
11	NIRAJ BAJAJ	2,109,476	0.73	-	0.00	0.00	0	#DIV/0!	0	#DIV/0!	0.11
12	NIRAVNAYAN BAJAJ	423,132	0.15	-	0.00	0.00	0	#DIV/0!	0	#DIV/0!	0.73
13	RAHULKUMAR BAJAJ	2,970,570	1.03	-	0.00	0.00	0	#DIV/0!	0	#DIV/0!	0.15
14	RAJIVNAYAN BAJAJ	725,100	0.25	-	0.00	0.00	0	#DIV/0!	0	#DIV/0!	1.03
15	RISHABNAYAN BAJAJ	17,000	0.01	-	0.00	0.00	0	#DIV/0!	0	#DIV/0!	0.25
16	SANJALI BAJAJ	18,200	0.01	-	0.00	0.00	0	#DIV/0!	0	#DIV/0!	0.01
17	SANJIVNAYAN BAJAJ	800,448	0.28	-	0.00	0.00	0	#DIV/0!	0	#DIV/0!	0.01
18	SHEFALI BAJAJ	20,000	0.01	-	0.00	0.00	0	#DIV/0!	0	#DIV/0!	0.28
19	SHEKHAR BAJAJ	421,760	0.15	-	0.00	0.00	0	#DIV/0!	0	#DIV/0!	0.01
20	SIDDHANTNAYAN BAJAJ	15,000	0.01	-	0.00	0.00	0	#DIV/0!	0	#DIV/0!	0.15
21	SUMAN JAIN	1,047,008	0.36	-	0.00	0.00	0	#DIV/0!	0	#DIV/0!	0.01
22	SUNAINA KEJRIWAL	423,074	0.15	-	0.00	0.00	0	#DIV/0!	0	#DIV/0!	0.36
23	BACHHRAJ AND COMPANY PVT LTD	3,727,756	1.29	-	0.00	0.00	0	#DIV/0!	0	#DIV/0!	0.15
24	BACHHRAJ FACTORIES PVT LTD	1,945,174	0.67	-	0.00	0.00	0	#DIV/0!	0	#DIV/0!	1.29
25	BAJAJ FINANCE LTD	150	0.00	-	0.00	0.00	0	#DIV/0!	0	#DIV/0!	0.67
26	BAJAJ HOLDINGS AND INVESTMENT LTD	91,119,000	31.49	-	0.00	0.00	0	#DIV/0!	0	#DIV/0!	0.00
27	BAJAJ SEVASHRAM PVT LTD	4,462,720	1.54	-	0.00	0.00	0	#DIV/0!	0	#DIV/0!	31.49
28	BARODA INDUSTRIES PVT LTD	1,670,802	0.58	-	0.00	0.00	0	#DIV/0!	0	#DIV/0!	1.54
29	HERCULES HOISTS LTD	182,590	0.06	-	0.00	0.00	0	#DIV/0!	0	#DIV/0!	0.58
30	THE HINDUSTAN HOUSING COMPANY LTD	14,400	0.00	-	0.00	0.00	0	#DIV/0!	0	#DIV/0!	0.06
31	JAMNALAL SONS PVT LTD	25,844,400	8.93	79,855	0.31	0.03	0	#DIV/0!	0	#DIV/0!	0.00
32	KAMALNAYAN INVESTMENT & TRADING PVT LTD	132,200	0.05	-	0.00	0.00	0	#DIV/0!	0	#DIV/0!	8.93
33	MADHUR SECURITIES PVT LTD	79,400	0.03	-	0.00	0.00	0	#DIV/0!	0	#DIV/0!	0.05
34	NIRAJ HOLDINGS PVT LTD	19,600	0.01	-	0.00	0.00	0	#DIV/0!	0	#DIV/0!	0.03
35	RAHUL SECURITIES PVT LTD	270,600	0.09	-	0.00	0.00	0	#DIV/0!	0	#DIV/0!	0.01
36	RUPA EQUITIES PVT LTD	286,800	0.10	-	0.00	0.00	0	#DIV/0!	0	#DIV/0!	0.09
37	SANRAJ NAYAN INVESTMENTS PVT LTD	60,000	0.02	-	0.00	0.00	0	#DIV/0!	0	#DIV/0!	0.10
38	SHEKHAR HOLDINGS PVT LTD	63,000	0.02	-	0.00	0.00	0	#DIV/0!	0	#DIV/0!	0.02
39	BAJAJ AUTO EMPLOYEES WELFARE FUND	2,144,250	0.74	-	0.00	0.00	0	#DIV/0!	0	#DIV/0!	0.02
40	BEL EMPLOYEE WELFARE FUND	97,200	0.03	-	0.00	0.00	0	#DIV/0!	0	#DIV/0!	0.74
	<b>TOTAL</b>	<b>144,733,132</b>	<b>50.02</b>	<b>79,855</b>	<b>0.06</b>	<b>0.03</b>	<b>0</b>	<b>#DIV/0!</b>	<b>0</b>	<b>#DIV/0!</b>	<b>50.02</b>

(\*) The term "encumbrance" has the same meaning as assigned to it in regulation 28(3) of the SAST Regulations, 2011




(D)(c)(i) Statement showing holding of securities (including shares, warrants, convertible securities) of persons belonging to the category "Public" and holding more than 1% of the total number of shares

Sr. No.	Name of the shareholder	Number of shares held	Shares as a percentage of total number of shares (i.e., Grand Total (A)+(B)+(C) indicated in Statement at para (D)(a) above):	Details of warrants		Details of convertible securities		Total shares (including underlying shares assuming full conversion of warrants and convertible securities) as a % of diluted share capital
				Number of warrants held	As a % total number of warrants of the same class	Number of convertible securities held	% w.r.t total number of convertible securities of the same class	
1	LIFE INSURANCE CORP	11,957,307	4.13	0	#DIV/0!	0	#DIV/0!	4.13
2	JAYA HIND INVESTMEN	10,243,928	3.54	0	#DIV/0!	0	#DIV/0!	3.54
3	MAHARASHTRA SCOOT	6,774,072	2.34	0	#DIV/0!	0	#DIV/0!	2.34
4	EUROPACIFIC GROWTH	5,477,033	1.89	0	#DIV/0!	0	#DIV/0!	1.89
5	SIKKIM JANSWWA PRA	3,659,916	1.26	0	#DIV/0!	0	#DIV/0!	1.26
6	NATIONAL WESTMINIS	3,243,479	1.12	0	#DIV/0!	0	#DIV/0!	1.12
7	GOVERNMENT PENSION	3,007,485	1.04	0	#DIV/0!	0	#DIV/0!	1.04
<b>TOTAL</b>		<b>44,363,220</b>	<b>15.33</b>	<b>0</b>	<b>#DIV/0!</b>	<b>0</b>	<b>#DIV/0!</b>	<b>15.33</b>




(I)(c)(ii) Statement showing holding of securities (including shares, warrants, convertible securities) of persons (together with PAC) belonging to the category "Public" and holding more than 5% of the total number of shares of the company

Sr. No.	Name(s) of the shareholder(s) and the Persons Acting in Concert (PAC) with them	Number of shares	Shares as a percentage of total number of shares (i.e., Grand Total (A)+(B)+(C) indicated in Statement at para (I)(a) above)	Details of warrants		Details of convertible securities		Total shares (including underlying shares assuming full conversion of warrants and convertible securities) as a % of diluted share capital
				Number of warrants	As a % total number of warrants of the same class	Number of convertible securities held	% w.r.t total number of convertible securities of the same class	
1	NIL	0	0.00	0	#DIV/0!	0	#DIV/0!	0
<b>TOTAL</b>		<b>0</b>	<b>0.00</b>	<b>0</b>	<b>#DIV/0!</b>	<b>0</b>	<b>#DIV/0!</b>	<b>0</b>



(I)(d) Statement showing details of locked-in shares


Sr. No.	Name of the shareholder	Number of locked-in shares	Locked-in shares as a percentage of total number of shares (i.e., Grand Total (A)+(B)+(C) indicated in Statement at para (I)(a) above)
1	NIL	0	0.00
<b>TOTAL</b>		<b>0</b>	<b>0.00</b>





(II)(a) Statement showing details of Depository Receipts (DRs)

Sr. No.	Type of outstanding DR (ADRs, GDRs, SDRs, etc.)	Number of outstanding DRs	Number of shares underlying outstanding DRs	Shares underlying outstanding DRs as a percentage of total number of shares {i.e., Grand Total (A)+(B)+(C) indicated in Statement at para (I)(a) above}
1	GDR	1	60044	0.02
<b>TOTAL</b>		<b>1</b>	<b>60044</b>	<b>0.02</b>



(ii)(b) Statement showing Holding of Depository Receipts (DRs), where underlying shares held by "Promoter/Promoter group" are in excess of 1% of the total number shares.				
Sr.No.	Name of the DR Holder	Type of outstanding DR (ADRs,GDRs,SDRs, etc.)	Number of shares underlying outstanding DRs	Shares underlying outstanding DRs as a percentage of total number of shares {i.e., Grand Total (A)+(B)+(C) indicated in Statement at para(i)(a) above}
			0	0.00
	<b>TOTAL :</b>		<b>0.00</b>	<b>0.00</b>

