


(1)(a) STATEMENT SHOWING SHAREHOLDING PATTERN IN CLAUSE-35


NAME OF THE COMPANY: B S LIMITED			
SCRIP CODE:	533276		
Class of Security:	Name of the Scrip:		
QUARTER ENDED:	31/03/2015		
Partly paid-up shares			
	No. of partly paid-up shares	As a % of total no. of partly paid-up shares	As a % of total no. of shares of the Company.
Held by promoter/promoter group	0	0	0
Held by Public	0	0	0
Total:	0	0	0
Outstanding convertible securities:			
	No. of outstanding securities	As a % of total no. of outstanding convertible securities.	As a % of total no. of shares of the Company assuming full conversion of the convertible securities
Held by promoter/promoter group	0	0	0
Held by Public	0	0	0
Total:	0	0	0
Warrants:			
	No. of warrants	As a % of total no. of warrants	As a % of total no. of shares of the Company, assuming full conversion of warrants
Held by promoter/promoter group	0	0	0
Held by Public	0	0	0
Total:	0	0	0
Total paid-up capital of the Company, assuming full conversion of warrants and convertible securities	439825700	0	100.00



TEGO CODE	CATEGORY OF SHAREHOLDER	NO OF SHAREHOLDERS	TOTAL NUMBER OF SHARES	NO OF SHARES HELD IN DEMATERIALIZED FORM	TOTAL SHAREHOLDING AS A % OF TOTAL NO OF SHARES		SHARES PLEDGE OR OTHERWISE ENCUMBERED	
					AS a PERCENTAGE of (A+B)	As a PERCENTAGE of (A+B+C)	NUMBER OF SHARES	AS a PERCENTAGE (IX)=(VIII)/(IV)*100
(I)	(II)	(III)	(IV)	(V)	(VI)	(VII)	(VIII)	(IX)
	PROMOTER AND PROMOTER GROUP							
	INDIAN							
	Individual 'HUF	1	282517480	282517480	64.23	64.23	197179800	69.79
	Central Government/State Government(s)	0	0	0	0.00	0.00	0	0.00
	Bodies Corporate	0	0	0	0.00	0.00	0	0.00
	Financial Institutions / Banks	0	0	0	0.00	0.00	0	0.00
	Others	2	15812000	15812000	3.60	3.60	0	0.00
	Sub-Total A(1) :	3	298329480	298329480	67.83	67.83	197179800	66.09
	FOREIGN							
	Individuals (NRIs/Foreign Individuals)	0	0	0	0.00	0.00	0	0.00
	Bodies Corporate	0	0	0	0.00	0.00	0	0.00
	Institutions	0	0	0	0.00	0.00	0	0.00
	Qualified Foreign investor	0	0	0	0.00	0.00	0	0.00
	Others	0	0	0	0.00	0.00	0	0.00
	Sub-Total A(2) :	0	0	0	0.00	0.00	0	0.00
	Total A=A(1)+A(2)	3	298329480	298329480	67.83	67.83	197179800	66.09
	PUBLIC SHAREHOLDING							
	INSTITUTIONS							
	Mutual Funds /UTI	0	0	0	0.00	0.00		
	Financial Institutions /Banks	0	0	0	0.00	0.00		
	Central Government / State Government(s)	0	0	0	0.00	0.00		
	Venture Capital Funds	0	0	0	0.00	0.00		
	Insurance Companies	0	0	0	0.00	0.00		
	Foreign Institutional Investors	3	12122988	12122988	2.76	2.76		
	Foreign Venture Capital Investors	0	0	0	0.00	0.00		
	Qualified Foreign investor	0	0	0	0.00	0.00		
	Others	0	0	0	0.00	0.00		
	Sub-Total B(1) :	3	12122988	12122988	2.76	2.76		



CATEGORIES	CATEGORY OF SHAREHOLDER	NO OF SHAREHOLDERS	TOTAL NUMBER OF SHARES	NO OF SHARES HELD IN DEMATERIALIZED FORM	TOTAL SHAREHOLDING AS A % OF TOTAL NO OF SHARES		SHARES PLEDGE OR OTHERWISE ENCUMBERED	
					AS a PERCENTAGE of (A+B)	As a PERCENTAGE of (A+B+C)	NUMBER OF SHARES	AS a PERCENTAGE (IX)=(VIII)/(IV)*100
(I)	(II)	(III)	(IV)	(V)	(VI)	(VII)	(VIII)	(IX)
	NON-INSTITUTIONS							
	Bodies Corporate	280	64974980	64974980	14.77	14.77		
	Individuals							
	(i) Individuals holding nominal share capital upto Rs.1 lakh	5771	10697297	10675077	2.43	2.43		
	(ii) Individuals holding nominal share capital in excess of Rs.1 lakh	43	52582631	52582631	11.96	11.96		
	Others							
	CLEARING MEMBERS	55	198350	198350	0.05	0.05		
	NON RESIDENT INDIANS	98	919974	919974	0.21	0.21		
	Qualified Foreign Investor	0	0	0	0.00	0.00		
	Sub-Total B(2) :	6247	129373232	129351012	29.41	29.41		
	Tota B=B(1)+B(2) :	6250	141496220	141474000	32.17	32.17		
	Tota (A+B) :	6253	439825700	439803480	100.00	100.00		
	Shares held by custodians, against which Depository Receipts have been issued							
	Promoter and Promoter Group							
	Public	0	0	0	0.00	0.00		
	GRAND TOTAL (A+B+C) :	6253	439825700	439803480	100.00	0.00	197179800	44.83



(l)(b) Statement showing holding of securities (including shares, warrants, convertible securities) of persons belonging to the category "Promoter and Promoter Group"											
Sr.No	Name of the Shareholder	Details of Shares held		Encumbered shares (*)			Details of Warrants		Details of convertible securities		Total Shares (including underlying shares assuming full conversion of warrants and convertible securities) as a % of diluted share capital
		No. of Shares held (III)	As a % of grand total (A)+(B)+(C) (IV)	Pledge Shares (V)	AS a percentage (VI)=(V)/(III)*100	AS a % of grand total (A) + (B) + (C) of sub-clause (l)(a) (VII)	Number of warrants held (VIII)	As a % total number of warrants of the same class (IX)	Number of convertible securities held (X)	As a % total number of convertible securities of the same class (XI)	
(I)	(II)	(III)	(IV)	(V)	(VI)	(VII)	(VIII)	(IX)	(X)	(XI)	(XII)
1	RAJESH S AGRAWAL	282517480	64.23	197179800	69.79	44.83	0	0.00	0	0.00	64.23
2	REEMA AGRAWAL	15756000	3.58	0	0.00	0.00	0	0.00	0	0.00	3.58
3	DHRUV BANSAL	56000	0.01	0	0.00	0.00	0	0.00	0	0.00	0.01
	TOTAL :	298329480	67.83	197179800	66.09	44.83	0	0.00	0	0.00	67.83




(l)(c)(i) Statement showing holding of securities (including shares, warrants, convertible securities) of persons belonging to the category "Public" and holding more than 1% of the total number of shares								
Sr.No.	Name of the shareholder	Number of shares held	Shares as a percentage of total number of shares (i.e., Grant total (A)+(B)+(C) indicated in Statement at para (l)(a) above)	Details of warrants		Details of convertible securities		Total shares (including underlying shares assuming full conversion of warrants and convertible securities) as a % of diluted share capital)
				Number of warrants held	As a % total number of warrants of the same class	Number of convertible securities held	% w.r.t total number of convertible securities of the same class	
1	SANTKUMAR BRIJMOHAN AGARWAL	18096387	4.11	0	0.00	0	0.00	4.11
2	MOUNT CAPITAL PVT LTD	9749180	2.22	0	0.00	0	0.00	2.22
3	PA*ONE ENTERPRISES PRIVATE LIMITED	9588660	2.18	0	0.00	0	0.00	2.18
4	SANTKUMAR BRIJMOHAN AGARWAL	7395100	1.68	0	0.00	0	0.00	1.68
5	INDIA OPPORTUNITIES GROWTH FUND LTD - PINWOOD STRATEGY	4889656	1.11	0	0.00	0	0.00	1.11
6	GLOBE CAPITAL MARKET LTD	4500800	1.02	0	0.00	0	0.00	1.02
TOTAL :		54219783	12.33	0	0.00	0	0.00	12.33




(l)(c)(ii) Statement showing holding of securities (including shares, warrants, convertible securities) of persons (together with PAC) belonging to the category "Public" and holding more than 5% of the total number of share

Sr.No.	Name(s) of the shareholder(s) and the Persons Acting in Concert (PAC) with them	Number of shares held	Shares as a percentage of total number of shares (i.e., Grant total (A)+(B)+(C) indicated in Statement at para (l)(a) above)	Details of warrants		Details of convertible securities		Total shares (including underlying shares assuming full conversion of warrants and convertible securities) as a % of diluted share capital)
				Number of warrants held	As a % total number of warrants of the same class	Number of convertible securities held	% w.r.t total number of convertible securities of the same class	
TOTAL :								
		0	0	0	0	0	0	0



(l)(d) STATEMENT SHOWING DETAILS OF LOCKED-IN SHARES"				
Sr.No.	Name of the shareholder	Number of locked-in shares	Locked-in shares as a (%) percentage of total number of shares {i.e, Grand Total (A)+(B)+(C) Indicated in Statement at para (l)(a) above}	Promoter/Promoter Group/Public
TOTAL :		0	0	



(II)(a) STATEMENT SHOWING DETAILS OF DEPOSITORY RECEIPTS (DRS)				
Sr.No.	Type of outstanding DR (ADRs,GDRs,SDRs,etc)	Number of outstanding DRs	Number of shares underlying outstanding DRs	Shares underlying outstanding DRs as a percentage of total number of shares {i.e., Grand Total (A)+(B)+(C) indicated in Statement at Para(I)(a) above}
TOTAL :		0	0	0



(II)(b) Statement showing Holding of Depository Receipts (DRs), where underlying shares held by "Promoter/Promoter group" are in excess of 1% of the total number shares.				
Sr.No.	Name of the DR Holder	Type of outstanding DR (ADRs,GDRs,SD Rs,etc.)	Number of shares underlying outstanding DRs	Shares underlying outstanding DRs as a percentage of total number of shares {i.e., Grand Total (A)+(B)+(C) indicated in Statement at para(I)(a) above}
TOTAL :			0	0

