

(1)(a) STATEMENT SHOWING SHAREHOLDING PATTERN IN CLAUSE-35


NAME OF THE COMPANY: B S LIMITED			
SCRIP CODE:	533276	Name of the Scrip:	
Class of Security:			
QUARTER ENDED:	30/06/2014		
Partly paid-up shares	No. of partly paid-up shares	As a % of total no. of partly paid-up shares	As a % of total no. of shares of the Company.
Held by promoter/promoter group	0	0	0
Held by Public	0	0	0
Total:	0	0	0
Outstanding convertible securities:	No. of outstanding securities	As a % of total no. of outstanding convertible securities.	As a % of total no. of shares of the Company assuming full conversion of the convertible securities
Held by promoter/promoter group	0	0	0
Held by Public	0	0	0
Total:	0	0	0
Warrants:	No. of warrants	As a % of total no. of warrants	As a % of total no. of shares of the Company, assuming full conversion of warrants
Held by promoter/promoter group	0	0	0
Held by Public	0	0	0
Total:	0	0	0
Total paid-up capital of the Company, assuming full conversion of warrants and convertible securities	439017720	0	100.00

For BS Limited




Managing Director

CATEGORY CODE	CATEGORY OF SHAREHOLDER (I)	NO OF SHARE HOLDERS (III)	TOTAL NUMBER OF SHARES (IV)	NO OF SHARES HELD IN DEMATERIALIZED FORM (V)	TOTAL SHAREHOLDING AS A % OF TOTAL NO OF SHARES		SHARES PLEDGE OR OTHERWISE ENCUMBERED	AS a PERCENTAGE (IX)=(VIII)/(IV)*100
					As a PERCENTAGE of (A+B) (VI)	As a PERCENTAGE of (A+B+C) (VII)		
(A)	PROMOTER AND PROMOTER GROUP							
(1)	INDIAN							
(a)	Individual/HUF	1	282517480	282517480	64.35	64.35	197179800	69.79
(b)	Central Government/State Government(s)	0	0	0	0.00	0.00	0	0.00
(c)	Bodies Corporate	0	0	0	0.00	0.00	0	0.00
(d)	Financial Institutions / Banks	0	0	0	0.00	0.00	0	0.00
(e)	Others	2	20812000	20812000	4.74	4.74	0	0.00
	Sub-Total A(1) :	3	303329480	303329480	69.09	69.09	197179800	65.01
(2)	FOREIGN							
(a)	Individuals (NRIs/Foreign Individuals)	0	0	0	0.00	0.00	0	0.00
(b)	Bodies Corporate	0	0	0	0.00	0.00	0	0.00
(c)	Institutions	0	0	0	0.00	0.00	0	0.00
(d)	Qualified Foreign Investor	0	0	0	0.00	0.00	0	0.00
(e)	Others	0	0	0	0.00	0.00	0	0.00
	Sub-Total A(2) :	0	0	0	0.00	0.00	0	0.00
	Total A=A(1)+A(2)	3	303329480	303329480	69.09	69.09	197179800	65.01
(B)	PUBLIC SHAREHOLDING							
(1)	INSTITUTIONS							
(a)	Mutual Funds /UTI	0	0	0	0.00	0.00	0	0.00
(b)	Financial Institutions /Banks	0	0	0	0.00	0.00	0	0.00
(c)	Central Government / State Government(s)	0	0	0	0.00	0.00	0	0.00
(d)	Venture Capital Funds	0	0	0	0.00	0.00	0	0.00
(e)	Insurance Companies	0	0	0	0.00	0.00	0	0.00
(f)	Foreign Institutional Investors	3	12072990	12072990	2.75	2.75	0	0.00
(g)	Foreign Venture Capital Investors	0	0	0	0.00	0.00	0	0.00
(h)	Qualified Foreign Investor	0	0	0	0.00	0.00	0	0.00
(i)	Others	0	0	0	0.00	0.00	0	0.00
	Sub-Total B(1) :	3	12072990	12072990	2.75	2.75	0	0.00

FBS Limited


Managing Director


CATEGORY CODE	CATEGORY OF SHAREHOLDER (I)	NO OF SHARE HOLDERS (III)	TOTAL NUMBER OF SHARES (IV)	NO OF SHARES HELD IN DEMATERIALIZED FORM (V)	TOTAL SHAREHOLDING AS A % OF TOTAL NO OF SHARES		SHARES PLEDGE OR OTHERWISE ENCUMBERED	AS a PERCENTAGE (IX)=(VIII)/(IV)*100
					AS a PERCENTAGE of (A+B) (VI)	As a PERCENTAGE of (A+B+C) (VII)		
(2)	NON-INSTITUTIONS							
(a)	Bodies Corporate	286	61592536	61592536	14.03	14.03		
(b)	Individuals							
	(i) Individuals holding nominal share capital upto Rs. 1 lakh	5047	8497493	8307273	1.94	1.94		
	(ii) Individuals holding nominal share capital in excess of Rs. 1 lakh	34	52161441	52161441	11.88	11.88		
(c)	Others							
	NON RESIDENT INDIANS	90	995096	995096	0.23	0.23		
	CLEARING MEMBERS	80	368684	368684	0.08	0.08		
(d)	Qualified Foreign Investor	0	0	0	0.00	0.00		
	Sub-Total B(2) :	5537	123615250	123425030	28.16	28.16		
	Total B=B(1)+B(2) :	5540	135688240	135498020	30.91	30.91		
	Total (A+B) :	5543	439017720	438827500	100.00	100.00		
(C)	Shares held by custodians, against which Depository Receipts have been issued							
(1)	Promoter and Promoter Group	0	0	0	0.00	0.00		
(2)	Public							
	GRAND TOTAL (A+B+C) :	5543	439017720	438827500	100.00	100.00	19719800	44.91

For BS Limited


Managing Director

Statement showing holding of securities (including shares, warrants, convertible securities) of persons belonging to the category "Promoter and Promoter Group"										Total Shares (including underlying shares assuming full conversion of warrants and convertible securities) as a % of diluted share capital	
Sr.No	Name of the Shareholder	Details of Shares held			Encumbered shares (*)			Details of Warrants		Details of convertible securities	
		No. of Shares held (III)	As a % of grand total (A)+(B)+(C) (IV)	Pledge Shares (V)	AS a percentage (VI)=(V)/(III)*100 (VII)	AS a % of grand total (A) + (B) + (C) of sub-clause (I)(a) (VIII)	Number of warrants held (IX)	As a % total number of warrants of the same class (X)	Number of convertible securities held (XI)	As a % total number of convertible securities of the same class (XII)	
1	RAJESH S AGRAWAL	282517480	64.35	197179800	69.79	44.91	0	0.00	0	0.00	64.35
2	REEMA AGRAWAL	20756000	4.73	0	0.00	0.00	0	0.00	0	0.00	4.73
3	DHRUV BANSAL	56000	0.01	0	0.00	0.00	0	0.00	0	0.00	0.01
	TOTAL :	303329480	69.09	197179800	65.01	44.91	0	0.00	0	0.00	69.09

For BS Limited



Managing Director

Statement showing holding of securities (including shares, warrants, convertible securities) of persons belonging to the category "Public" and holding more than 1% of the total number of shares underlying shares assuming full conversion of warrants and convertible securities as a % of diluted share									
Sr.No.	Name of the shareholder	Number of shares held	Shares as a percentage of total number of shares (i.e., Grant total (A)+(B)+(C) indicated in Statement at para (f)(a) above)	Details of warrants		Details of convertible securities		As a % total number of warrants of the same class	Total shares (including underlying shares assuming full conversion of warrants and convertible securities) as a % of diluted share
				Number of warrants held	As a % total number of convertible securities of the same class	Number of convertible securities held	% W.r.t total		
1	SANTKUMAR BRIJMOHAN AGARWAL	24867113	5.66	0	0.00	0	0.00	0	5.66
2	MOUNT CAPITAL PVT LTD	9810020	2.23	0	0.00	0	0.00	0	2.23
3	PAYONE ENTERPRISES PRIVATE LIMITED	9588660	2.18	0	0.00	0	0.00	0	2.18
4	SHARE INDIA SECURITIES LIMITED	8501358	1.94	0	0.00	0	0.00	0	1.94
5	INDIA OPPORTUNITIES GROWTH FUND LTD - PINEWOOD STRATEGY	4872990	1.11	0	0.00	0	0.00	0	1.11
	TOTAL :	57640141	13.13	0	0.00	0	0.00	0	13.13

For BS Limited

Neelgopal
Managing Director

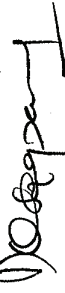
Sr.No.	Statement showing holding of securities (including shares, warrants, convertible securities) of persons (together with PAC) belonging to the category "Public" and holding more than 5% of total shares (including underlying shares assuming full conversion of warrants and convertible securities) as a % of diluted share capital	Name(s) of the shareholder(s) and the Persons Acting in Concert (PAC) with them	Number of shares held	Shares as a percentage of total number of shares (i.e., Grant total (A)+(B)+(C) indicated in Statement at para (I)(a) above)	Details of warrants		Details of convertible securities		% w.r.t total number of convertible securities of the same class	Total shares (including underlying shares assuming full conversion of warrants and convertible securities) as a % of diluted share capital
					Number of warrants held	As a % total number of warrants of the same class	Number of convertible securities held	% w.r.t total number of convertible securities of the same class		
1		SANTKUMAR BRIJMOHAN AGARWAL	24867113	5.66	0	0.00	0	0.00	5.66	
		TOTAL :	24867113	5.66	0	0.00	0	0.00	5.66	

For BS Limited

Devgan
Managing Director

STATEMENT SHOWING DETAILS OF LOCKED-IN SHARES"			
(I)(d)			
		Number of locked-in shares	Locked-in shares as a (%) percentage of total number of shares (i.e, Grand Total (A)+(B)+(C) Indicated in Statement at para (I)(a) above}
Sr.No.	Name of the shareholder		Promoter/Promoter Group/Public
	TOTAL :	0	0


For BS Limited



Managing Director

STATEMENT SHOWING DETAILS OF DEPOSITORY RECEIPTS (DRS)			
(II)(a)			
Sr.No.	Type of outstanding DR (ADRs,GDRs,\$DRs,etc DRs)	Number of outstanding underlying DRs	Number of shares underlying outstanding DRs
		0	0
TOTAL :		0	0

For BS Limited



Managing Director

