


(1)(a) STATEMENT SHOWING SHAREHOLDING PATTERN IN CLAUSE 35

NAME OF THE COMPANY: B S LIMITED	SCRIP CODE: 533276	Name of the Scrip:	
Class of Security:			
QUARTER ENDED: 31/12/2014			
Partly paid-up shares	No. of partly paid-up shares	As a % of total no. of partly paid-up shares	As a % of total no. of shares of the Company.
Held by promoter/promoter group	0	0	0
Held by Public	0	0	0
Total:	0	0	0
Outstanding convertible securities:	No. of outstanding securities	As a % of total no. of outstanding convertible securities.	As a % of total no. of shares of the Company assuming full conversion of the convertible securities
Held by promoter/promoter group	0	0	0
Held by Public	0	0	0
Total:	0	0	0
Warrants:	No. of warrants	As a % of total no. of warrants	As a % of total no. of shares of the Company, assuming full conversion of warrants
Held by promoter/promoter group	0	0	0
Held by Public	0	0	0
Total:	0	0	0
Total paid-up capital of the Company, assuming full conversion of warrants and convertible securities	439,825,700		100.00

For BS Limited

Ramesh
Company Secretary


CATEGORY CODE	CATEGORY OF SHAREHOLDER	NO OF SHARE HOLDERS	TOTAL NUMBER OF SHARES	NO OF SHARES HELD IN DEMATERIALIZED FORM	TOTAL SHAREHOLDING AS A % OF TOTAL NO OF SHARES		SHARES PLEDGE OR OTHERWISE ENCUMBERED	
					AS a PERCENTAGE of (A+B)	AS a PERCENTAGE of (A+B+C)		
(I)	(II)	(III)	(IV)	(V)	(VI)	(VII)	(VIII)	(IX)=(VIII)/(V)*100
(A)	PROMOTER AND PROMOTER GROUP							
(1)	INDIAN							
(a)	Individual /HUF	1	282,517,480	282,517,480	64.23	64.23	197,179,800	69.79
(b)	Central Government/State Government(s)	-	-	-	0.00	0.00	-	0.00
(c)	Bodies Corporate	-	-	-	0.00	0.00	-	0.00
(d)	Financial Institutions / Banks	-	-	-	0.00	0.00	-	0.00
(e)	Others	2	15,812,000	15,812,000	3.60	3.60	-	0.00
	Sub-Total A(1) :	3	298,329,480	298,329,480	67.83	67.83	197,179,800	66.09
(2)	FOREIGN							
(a)	Individuals (NRIs/Foreign Individuals)	-	-	-	0.00	0.00	-	0.00
(b)	Bodies Corporate	-	-	-	0.00	0.00	-	0.00
(c)	Institutions	-	-	-	0.00	0.00	-	0.00
(d)	Qualified Foreign Investor	-	-	-	0.00	0.00	-	0.00
(e)	Others	-	-	-	0.00	0.00	-	0.00
	Sub-Total A(2) :	-	-	-	0.00	0.00	-	0.00
	Total A=A(1)+A(2)	3	298,329,480	298,329,480	67.83	67.83	197,179,800	66.09
(B)	PUBLIC SHAREHOLDING							
(1)	INSTITUTIONS							
(a)	Mutual Funds /UTI	-	-	-	0.00	0.00	-	0.00
(b)	Financial Institutions /Banks	-	-	-	0.00	0.00	-	0.00
(c)	Central Government / State Government(s)	-	-	-	0.00	0.00	-	0.00
(d)	Venture Capital Funds	-	-	-	0.00	0.00	-	0.00
(e)	Insurance Companies	-	-	-	0.00	0.00	-	0.00
(f)	Foreign Institutional Investors	4	12,152,332	12,152,332	2.76	2.76	-	0.00
(g)	Foreign Venture Capital Investors	-	-	-	0.00	0.00	-	0.00
(h)	Qualified Foreign Investor	-	-	-	0.00	0.00	-	0.00
(i)	Others	-	-	-	0.00	0.00	-	0.00
	Sub-Total B(1) :	4	12,152,332	12,152,332	2.76	2.76	-	0.00

For BS Limited

 Company Secretary

CATEGORY CODE	CATEGORY OF SHAREHOLDER	NO OF SHARE HOLDERS (III)	TOTAL NUMBER OF SHARES (IV)	NO OF SHARES HELD IN DEMATERIALIZED FORM (V)	TOTAL SHAREHOLDING AS A % OF TOTAL NO OF SHARES		SHARES PLEDGE OR OTHERWISE ENCUMBERED
					AS a PERCENTAGE of (A+B) (VI)	As a PERCENTAGE of (A+B+C) (VII)	
(1)	(II)						
(2)	NON-INSTITUTIONS						
(a)	Bodies Corporate	355	66,104,962	66,104,962	15.03	15.03	
(b)	Individuals						
	(i) Individuals holding nominal Share Capital upto Rs.1 lakh	5,922	10,915,014	10,812,794	2.48	2.48	
	(ii) Individuals holding nominal Share Capital in excess of Rs.1 lakh						
(c)	Others	36	51,116,430	51,116,430	11.62	11.62	
	NON RESIDENT INDIANS	99	931,179	931,179	0.21	0.21	
	CLEARING MEMBERS	41	276,303	276,303	0.06	0.06	
(d)	Qualified Foreign Investor	-	-	-	0.00	0.00	
	Sub-Total B(2):	6,453	129,343,888	129,241,668	29.41	29.41	
	Total B=B(1)+B(2):	6,457	141,486,220	141,394,000	32.17	32.17	
	Total (A+B):	6,460	439,825,700	439,723,480	100.00	100.00	
(C)	Shares held by custodians, against which Depository Receipts have been issued						
(1)	Promoter and Promoter Group						
(2)	Public	-	-	-	0.00	0.00	
	GRAND TOTAL (A+B+C):	6,460	439,825,700	439,723,480	100.00	0.00	197,179,800
							44.83

For BS Limited
Ramesh
Company Secretary

(I)(b) Statement showing holding of Securities (including Shares, Warrants, Convertible Securities) of persons belonging to the Category "Promoter and Promoter Group"												
Sr.No	Name of the Shareholder	Details of Shares held			Encumbered Shares (*)			Details of Warrants		Details of Convertible Securities		Total Shares (including underlying Shares assuming full conversion of Warrants and Convertible Securities) as a % of Diluted Share Capital
		No. of Shares held (iii)	As a % of grand total (A)+(B)+(C) (iv)	Pledge Shares (v)	As a Percentage (vi)=(v)/(iii)*100	AS a % of grand total (A) + (B) + (C) of Sub-Clause (i)(a) (vii)	Number of Warrants held (viii)	As a % total number of warrants of the same class (ix)	Number of Convertible Securities held (x)	As a % Total Number of Convertible Securities of the Same Class (xi)	(xii)	
1	RAJESH S AGRAWAL	282,517,480	64.23	197,179,800	69.79	44.83	0	0.00	0	0.00	64.23	
2	REEMA AGRAWAL	15,756,000	3.58	-	0.00	0.00	0	0.00	0	0.00	3.58	
3	DHRUV BANSAL	56,000	0.01	-	0.00	0.00	0	0.00	0	0.00	0.01	
	TOTAL :	298,329,480	67.83	197,179,800	66.09	44.83	0	0.00	0	0.00	67.83	

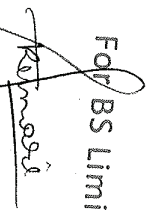
For BS Limited

 Company Secretary

(1)(c)(i) Statement showing holding of Securities (including Shares, Warrants, Convertible Securities) of Persons belonging to the Category "Public" and holding more than 1% of the Total Number of Shares									
Sr.No.	Name of the Shareholder	Number of Shares held	Shares as a Percentage of Total Number of Shares (i.e. Grant total (A)+(B)+(C) indicated in Statement at para (1)(a) above)	Details of Warrants		Details of Convertible Securities		Total Shares (including underlying Shares assuming full conversion of Warrants and Convertible Securities) as a % of Diluted Share Capital)	
				Number of Warrants held	As a % Total Number of Warrants of the same class	Number of Convertible Securities held	% w.r.t Total Number of Convertible Securities of the same class		
1	SANTIKUMAR BRJMOHAN AGARWAL	18,468,887	4.20	0	0.00	0	0.00	4.20	
2	MOUNT CAPITAL PVT LTD	9,849,180	2.24	0	0.00	0	0.00	2.24	
3	PAYONE ENTERPRISES PRIVATE LIMITED	9,598,660	2.18	0	0.00	0	0.00	2.18	
4	SANTIKUMAR BRJMOHAN AGARWAL	7,003,600	1.59	0	0.00	0	0.00	1.59	
5	WIND PIPE FINVEST PRIVATE LIMITED	5,205,000	1.18	0	0.00	0	0.00	1.18	
6	INDIA OPPORTUNITIES GROWTH FUND LTD - PINEWOOD STRATEGY	4,889,696	1.11	0	0.00	0	0.00	1.11	
7	GLOBE CAPITAL MARKET LTD	4,500,600	1.02	0	0.00	0	0.00	1.02	
TOTAL :		59,505,583	13.53	0	0.00	0	0.00	13.53	

For BS Limited

K. Ramani
Company Secretary


(i)(c)(ii)	Statement showing holding of Securities (including Shares, Warrants, Convertible Securities) of persons (together with PAC) belonging to the Category "Public" and holding more than 5% of the Total Number of Shares of the Company							
Sr.No.	Name(s) of the Shareholder(s) and the Persons Acting in Concert (PAC) with them	Number of Shares held	Shares as a percentage of Total Number of Shares (i.e., Grant total (A)+(B)+(C) indicated in Statement at para (i)(a) above)	Details of Warrants		Details of Convertible Securities		Total Shares (including underlying Shares assuming full conversion of Warrants and Convertible Securities) as a % of Diluted Share Capital)
				Number of Warrants held	As a % total Number of Warrants of the same class	Number of Convertible Securities held	% w.r.t Total Number of Convertible Securities of the same class	
	TOTAL :	0	0	0	0	0	0	0


For BS Limited
 Company Secretary


STATEMENT SHOWING DETAILS OF LOCKED-IN SHARES"				
(I)(d)				
Sl.No.	Name of the Shareholder	Number of locked-in Shares	Locked-in shares as a (%) percentage of total number of shares i.e, Grand Total (A)+(B)+(C) Indicated in Statement at para (I)(a) above)	Promoter/Promoter Group/Public
TOTAL :		0	0	

For BS Limited
K. Srinivas
 Company Secretary

STATEMENT SHOWING DETAILS OF DEPOSITORY RECEIPTS (DRS)			
(II)(a)			
Sr.No.	Type of outstanding DR (ADRs, GDRs, SDRs, etc.)	Number of outstanding DRS	Number of Shares underlying outstanding DRS
		0	0
TOTAL :		0	0
			Shares underlying outstanding DRS as a percentage of Total Number of Shares (i.e., Grand Total (A)+(B)+(C) indicated in Statement at Para(I)(a) above)


For BS Limited
 Kameshri
 Company Secretary

(II)(b)	Statement showing Holding of Depository Receipts (DRs), where underlying shares held by "Promoter/Promoter group" are in excess of 1% of the total number shares.			
Sr.No.	Name of the DR Holder	Type of outstanding DR (ADRs, GDRs, SDRs, etc.)	Number of Shares underlying outstanding DRs	Shares underlying outstanding DRs as a percentage of Total Number of Shares (i.e., Grand Total (A)+(B)+(C) indicated in Statement at para(I)(a) above)
	TOTAL :		0	0

For BS Limited

 Anansi
 Company Secretary