

**(1)(a) Statement showing Shareholding Pattern**

Name of the Company : Orient Paper

Script Code, Name of the scrip, class of security : ORIENTPPR


As on Date : 30-Jun-2015

	No. of partly paid-up shares	As a % of total no. of partly paid-up Shares	As a % of total no. of shares of the company
Partly paid-up shares			
Held by promoter/promoter group	0	0	0
Held by public	0	0	0
<b>Total</b>	0	0	0
Outstanding convertible securities	No. of outstanding securities	As a % of total no. of outstanding convertible securities	As a % of total no. of shares of the company, assuming full conversion of the convertible securities
Held by promoter/promoter group	0	0	0
Held by public	0	0	0
<b>Total</b>	0	0	0
Warrants	No. of warrants	As a % of total no. of warrants	As a % of total no. of shares of the company, assuming full conversion of Warrants
Held by promoter/promoter group	0	0	0
Held by public	0	0	0
<b>Total</b>	0	0	0
Total paid-up capital of the company, assuming full conversion of warrants and convertible securities	204868760		




**(D)(a) Statement showing Shareholding Pattern**

Sr. no.	Category of shareholder	Number of shareholders	Total number of shares	Number of shares held in dematerialized form	Total shareholding as a percentage of total number of shares		Number of shares otherwise pledged or encumbered	As a percentage of (IX) = (VIII) / (IV) * 100
					As a percentage of (A+B) <sup>1</sup> (VI)	As a percentage of (A+B+C) (VII)		
(I)	(II)	(III)	(IV)	(V)	(VI)	(VII)	(VIII)	(IX)
(A)	Promoter and Promoter Group <sup>2</sup>							
(1)	Indian							
(a)	Individuals/Hindu Undivided Family	6	7371250	7371250	3.60	3.60	0	0.00
(b)	Central Government/State Government(s)	0	0	0	0.00	0.00	0	0
(c)	Bodies Corporate	12	70958672	70958672	34.64	34.64	0	0.00
(d)	Financial Institutions/Banks	0	0	0	0.00	0.00	0	0
(e)	Any Other (Total)	0	0	0	0.00	0.00	0	0
	<b>Sub-Total (A)(1)</b>	<b>18</b>	<b>78329922</b>	<b>78329922</b>	<b>38.23</b>	<b>38.23</b>	<b>0</b>	<b>0.00</b>
(2)	Foreign							
(a)	Individuals (Non-Resident Individuals/Foreign Individuals)	0	0	0	0.00	0.00	0	0.00
(b)	Bodies Corporate	0	0	0	0.00	0.00	0	0.00
(c)	Institutions	0	0	0	0.00	0.00	0	0.00
(d)	Qualified Foreign Investor	0	0	0	0.00	0.00	0	0.00
(e)	Any Other (Total)	0	0	0	0.00	0.00	0	0.00
	<b>Sub-Total (A)(2)</b>	<b>0</b>	<b>0</b>	<b>0</b>	<b>0.00</b>	<b>0.00</b>	<b>0</b>	<b>0.00</b>
	<b>Total Shareholding of Promoter and Promoter Group (A) = (A)(1)+(A)(2)</b>	<b>18</b>	<b>78329922</b>	<b>78329922</b>	<b>38.23</b>	<b>38.23</b>	<b>0</b>	<b>0.00</b>
(B)	Public shareholding <sup>3</sup>							
(1)	Institutions							



(a)	Mutual Funds/UTI	11	26904332	26902332	13.13	13.13	N.A.	N.A.
(b)	Financial Institutions/Banks	12	215470	122010	0.11	0.11	N.A.	N.A.
(c)	Central Government/State Government(s)	1	4000	0	0.00	0.00	N.A.	N.A.
(d)	Venture Capital Funds	0	0	0	0.00	0.00	N.A.	N.A.
(e)	Insurance Companies	4	15121455	15121455	7.38	7.38	N.A.	N.A.
(f)	Foreign Institutional Investors	2	2580750	2580750	1.26	1.26	N.A.	N.A.
(g)	Foreign Venture Capital Investors	0	0	0	0.00	0.00	N.A.	N.A.
(h)	Qualified Foreign Investor	0	0	0	0.00	0.00	N.A.	N.A.
(i)	Any Other (Total)	0	0	0	0.00	0.00	N.A.	N.A.
	<b>Sub-Total (B)(1)</b>	30	44826007	44726547	21.88	21.88	N.A.	N.A.
<b>(2)</b>	<b>Non-institutions</b>							
(a)	Bodies Corporate	666	39382230	39039880	19.22	19.22	N.A.	N.A.
(b)	Individuals - i. Individual Shareholders Holding Nominal Share Capital Up To >Rs. 1 Lakh.	18561	27633037	26426237	13.49	13.49	N.A.	N.A.
	Individuals - ii. Individual Shareholders Holding Nominal Share Capital In Excess Of Rs. 1 Lakh	31	9436090	8653650	4.61	4.61	N.A.	N.A.
(c)	Qualified Foreign Investor	0	0	0	0.00	0.00	N.A.	N.A.
(d)	Any Other (Total)	286	5261474	5229474	2.57	2.57	N.A.	N.A.
(d1)	Foreign Companies	1	45000	45000	0.02	0.02	N.A.	N.A.
(d2)	Non Resident Individual	283	1534234	1502234	0.75	0.75	N.A.	N.A.
(d3)	OCB	2	3682240	3682240	1.80	1.80	N.A.	N.A.
(d4)	Trust & Foundation	0	0	0	0.00	0.00	N.A.	N.A.
	<b>Sub-Total (B)(2)</b>	19544	81712831	79349241	39.89	39.89	N.A.	N.A.
	<b>Total Public Shareholding (B)= (B)(1)+(B)(2)</b>	19574	126538838	124075788	61.77	61.77	N.A.	N.A.
	<b>TOTAL (A)+(B)</b>	19592	204868760	202405710	100.00	100.00	0	0.00
(C)	Shares held by Custodians and	0	0	0	N.A.	0.00	N.A.	



	against which Depository Receipts have been issued								
C1	Promoter and Promoter Group	0	0	0	0	N.A.	0.00	N.A.	N.A.
C2	Public	0	0	0	0	N.A.	0.00	N.A.	N.A.
	<b>GRAND TOTAL (A)+(B)+(C)</b>	19592	204868760	202405710	N.A.	100.00	0	0.00	


<sup>1</sup>For determining public shareholding for the purpose of Clause 40A.

<sup>2</sup>For definitions of "Promoter" and "Promoter Group", refer to Clause 40A.

<sup>3</sup>For definitions of "Public Shareholding", refer to Clause 40A.

**(D)(b) Statement showing Shareholding of persons belonging to the category "Promoter and Promoter Group"**

Sr. No.	Name of the shareholder	PAN of the Shareholder	Total Shares held		Shares pledged or otherwise encumbered		Details of warrants			Details of convertible securities		Total shares (including underlying shares assuming full conversion of warrants and convertible securities) as a % of diluted share capital
			Number	as a % of grand total	Number	as a percentage	Number of warrants held	As a % of total number of warrants of the same class	Number of convertible securities held	As a % of total number of convertible securities of the same class		
(I)	(II)	(III)	(IV)	(A) + (B) + (C)	(V)	(VI)	(VII) = (VI) / (IV)*100	(A) + (B) + (C) of sub-clause (D)(a)	(X)	(XI)	(XII)	(XIII)
1	Central India Industries Ltd.		50643627	24.72	0	0.00	0.00	0	0.00	0	0.00	24.72
2	Shekhavati Investments & Traders Ltd.		123220865	6.01	0	0.00	0.00	0	0.00	0	0.00	6.01
3	Nirmala Birla		3673680	1.79	0	0.00	0.00	0	0.00	0	0.00	1.79



4	Chandra Kant Birla		2897570	1.41	0	0.00	0.00	0	0.00	0	0.00	0	0.00	0	0.00	0.00	1.41
5	Hindusthan Discounting Company Ltd.		2231000	1.09	0	0.00	0.00	0	0.00	0	0.00	0	0.00	0	0.00	0.00	1.09
6	Gwalior Finance Corp. Ltd.		1592500	0.78	0	0.00	0.00	0	0.00	0	0.00	0	0.00	0	0.00	0.00	0.78
7	Amer Investments (Delhi) Ltd.		1422000	0.69	0	0.00	0.00	0	0.00	0	0.00	0	0.00	0	0.00	0.00	0.69
8	Universal Trading Company Ltd.		844280	0.41	0	0.00	0.00	0	0.00	0	0.00	0	0.00	0	0.00	0.00	0.41
9	National Engineering Industries Ltd.		537400	0.26	0	0.00	0.00	0	0.00	0	0.00	0	0.00	0	0.00	0.00	0.26
10	Rajasthan Industries Ltd.		504000	0.25	0	0.00	0.00	0	0.00	0	0.00	0	0.00	0	0.00	0.00	0.25
11	Shyam Sundar Jajodia		280000	0.14	0	0.00	0.00	0	0.00	0	0.00	0	0.00	0	0.00	0.00	0.14
12	Ashok Investment Corp. Ltd.		260000	0.13	0	0.00	0.00	0	0.00	0	0.00	0	0.00	0	0.00	0.00	0.13
13	Amrita Birla		260000	0.13	0	0.00	0.00	0	0.00	0	0.00	0	0.00	0	0.00	0.00	0.13
14	Jaipur Finance & Dairy Products Pvt. Ltd.		208000	0.10	0	0.00	0.00	0	0.00	0	0.00	0	0.00	0	0.00	0.00	0.10
15	India Silica Magnesita		200000	0.10	0	0.00	0.00	0	0.00	0	0.00	0	0.00	0	0.00	0.00	0.10




	Works Ltd.																		
16	Bengal Rubber Company Ltd.	195000	0.10	0	0.00	0.00	0	0.00	0	0.00	0	0.00	0	0.00	0.06				
17	Avanti Birla	130000	0.06	0	0.00	0.00	0	0.00	0	0.00	0	0.00	0	0.00	0.06				
18	Avanti Birla	130000	0.06	0	0.00	0.00	0	0.00	0	0.00	0	0.00	0	0.00	0.06				
	TOTAL	78329922	38.23	0	0.00	0.00	0	0.00	0	0.00	0	0.00	0	0.00	38.23				

**D)(c) Statement showing Shareholding of persons belonging to the category "Public" and holding more than 1% of the total number of shares**

Sr. No.	Name of the shareholder	PAN of the Shareholder	Number of shares	Shares as a percentage of total number of shares {i.e., Grand Total (A)+(B)+(C) indicated in Statement at para (D)(a) above}	Details of warrants		Details of convertible securities		Total shares (including underlying shares assuming full conversion of warrants and convertible securities) as a % of diluted
					Number of warrants held	As a % total number of warrants of the same class	Number of convertible securities held	% w.r.t total number of convertible securities of the same class	
1	Reliance Capital Trustee Company Ltd. A/c Reliance Growth		13622531	6.65	0	0.00	0	0.00	6.65
2	Life Insurance Corporation of India		6055144	2.96	0	0.00	0	0.00	2.96
3	National Insurance Co. Ltd.		3850000	1.88	0	0.00	0	0.00	1.88
4	ICICI Prudential Life Insurance Company Ltd.		4451061	2.17	0	0.00	0	0.00	2.17



	Reliance Capital Trustee Company Ltd. A/c Reliance Small Cap Fund			4500325	2.20	0	0.00	0	0.00	2.2
5	Birla Institute of Tech. & Science			3519850	1.72	0	0.00	0	0.00	1.72
6	Rukmani Birla Educational Society			3472140	1.69	0	0.00	0	0.00	1.69
7	Shri Jagannath Educational Institute			3170000	1.55	0	0.00	0	0.00	1.55
8	Sri Govindeo Educational Institute			3005000	1.47	0	0.00	0	0.00	1.47
9	Shri Venkateshwara Educational Institute			2851860	1.39	0	0.00	0	0.00	1.39
10	SAIF Advisors Mauritius Ltd. A/c SAIF India IV FII Holding			2575750	1.26	0	0.00	0	0.00	1.26
11	Franklin Templeton Mutual Fund A/C Franklin Build India Fund			2500000	1.22	0	0.00	0	0.00	1.22
12	Param Capital Research Pvt Ltd			2764496	1.35	0	0.00	0	0.00	1.35
13	UTI-MID Cap Fund			2106671	1.03	0	0	0	0	1.03
14	TOTAL			58444828	28.53	0	0.00	0	0.00	28.54



**(D)(c) Statement showing Shareholding of persons belonging to the category "Public" and holding more than 5% of the total number of shares**

Sr. No.	Name of the shareholder	PAN of the Shareholder	Number of shares	Shares as a percentage of total number of shares {i.e., Grand Total (A)+(B)+(C) indicated in Statement at para (D)(a) above}	Details of warrants		Details of convertible securities		Total shares (including underlying shares assuming full conversion of warrants and convertible securities) as a % of diluted
					Number of warrants held	As a % total number of warrants of the same class	Number of convertible securities held	% w.r.t total number of convertible securities of the same class	
1	Reliance Capital Trustee Company Ltd. A/c Reliance Growth Fund		13622531	6.65	0	0.00	0	0.00	6.65
	TOTAL		13622531	6.65	0	0.00	0	0.00	6.65

**(D)(d) Statement showing details of locked-in shares**

Sr. No.	Name of the shareholder	PAN of the Shareholder	Number of locked-in shares	Locked-in shares as a percentage of total number of shares {i.e., Grand Total (A)+(B)+(C) indicated in Statement at para (D)(a) above}
1	Nil		0	0.00
	TOTAL		0	0.00





**(II)(a) Statement showing details of Depository Receipts (DRs)**

Sr. No.	Type of outstanding DR (ADRs, GDRs, SDRs, etc.)	Number of outstanding DRs	Number of shares underlying outstanding DRs	Shares underlying outstanding DRs as a percentage of total number of shares {i.e., Grand Total (A)+(B)+(C) indicated in Statement at para (I)(a) above}
	TOTAL	0	0	0.00

**(II)(b) Statement showing holding of Depository Receipts (DRs), where underlying shares held by 'promoter/promoter group' are in excess of 1% of the total number of shares**

Sr. No.	Name of the DR Holder (ADRs, GDRs, SDRs, etc.)	Type of outstanding DR (ADRs, GDRs, SDRs, etc.)	Number of shares underlying outstanding DRs	Shares underlying outstanding DRs as a percentage of total number of shares {i.e., Grand Total (A)+(B)+(C) indicated in Statement at para (I)(a) above}
	TOTAL		0	0.00

**(III) (a) Statement showing the voting pattern of shareholders, if more than one class of shares/securities is issued by the issuer.**

Sr. no.	Category of shareholder	Number of Voting Rights held in each class of securities			Total Voting Rights (III+IV+V)	Total Voting Rights i.e. (VI)	
		Class X (III)	Class Y (IV)	Class Z (V)		As a percentage of (A+B) (VII)	As a percentage of (A+B+C) (VIII)
(A)	Promoter and Promoter Group <sup>2</sup>						
(1)	Indian						
(a)	Individuals/Hindu Undivided Family	0	0	0	0	0.00	0.00
(b)	Central Government/State Government(s)	0	0	0	0	0.00	0.00
(c)	Bodies Corporate	0	0	0	0	0.00	0.00
(d)	Financial Institutions/Banks	0	0	0	0	0.00	0.00
(e)	Any Other (Total)	0	0	0	0	0.00	0.00
	Sub-Total (A)(1)	0	0	0	0	0.00	0.00
(2)	Foreign						
(a)	Individuals (Non-Resident Individuals/Foreign	0	0	0	0	0.00	0.00

