



Introductory sub-table (I)(a)

Name of the Company: Poly Medisure Limited			
Scrip Code: 531768		Name of Scrip: POLYMED	
		Class of Security: Equity	
As on:30.09.2015			
I			
Partly paid-up shares:-	No. of partly paid-up shares	As a % of total no. of partly paid-up shares	As a % of total no. of shares of the company
Held by promoter/promoter group	0	0	0
Held by public	0	0	0
Total - D	0	0	0
Outstanding convertible securities:-	No. of outstanding securities	As a % of total no. of outstanding convertible securities	As a % of total no. of shares of the company, assuming full conversion of the convertible securities
Held by promoter/promoter group	0	0	0
Held by public	0	0	0
Total - E	0	0	0
Warrants:-	No. of warrants	As a % of total no. of warrants	As a % of total no. of shares of the company, assuming full conversion of warrants
Held by promoter/promoter group	0	0	0
Held by public	0	0	0
Total - F	0	0	0
Total paid-up capital of the company, assuming full conversion of warrants and convertible securities (Grand Total (A+B+C)+ D+E+F)	Rs. 22,05,67,200 (44113440 Nos. of Equity Shares of Rs. 5 each)		

Statement Showing Shareholding Pattern as on 30.09.2015								
Category code	Category of Shareholder	Number of Shareholders	Table (I)(a)		Total shareholding as a percentage of total number of shares		Shares Pledged or otherwise encumbered	
			Total number of shares	Number of shares held in dematerialized form	As a percentage of (A+B) ¹	As a percentage of (A+B+C)	Number of shares	As a percentage (IX) = (VIII)/(IV) * 100
(I)	(II)	(III)	(IV)	(V)	(VI)	(VII)	(VIII)	(IX)
(A)	Shareholding of Promoter and Promoter Group							
1	Indian							
(a)	Individuals/ Hindu Undivided Family	15	17888704	17888704	40.55	40.55	0	0.00
(b)	Central Government/ State Government(s)	0	0	0	0.00	0.00	0	0
(c)	Bodies Corporate	2	3448572	3448572	7.82	7.82	0	0
(d)	Financial Institutions/ Banks	0	0	0	0.00	0.00	0	0
(e)	Any Others(Specify)	0	0	0	0.00	0.00	0	0
	Sub Total(A)(1)	17	21337276	21337276	48.37	48.37	0	0.00
2	Foreign							
a	Individuals (Non-Residents Individuals/Foreign Individuals)	2	113600	113600	0.26	0.26	0	0
b	Bodies Corporate	0	0	0	0.00	0.00	0	0
c	Institutions	0	0	0	0.00	0.00	0	0
d	Any Others(Specify)	0	0	0	0.00	0.00	0	0
	Sub Total(A)(2)	2	113600	113600	0.26	0.26	0	0
	Total Shareholding of Promoter and Promoter Group (A)= (A)(1)+(A)(2)	19	21450876	21450876	48.63	48.63	0	0.00
(B)	Public shareholding							
1	Institutions							
(a)	Mutual Funds/ UTI	0	0	0	0.00	0.00	N.A	N.A
(b)	Financial Institutions / Banks	1	237	237	0.00	0.00	N.A	N.A
(c)	Central Government/ State Government(s)	0	0	0	0.00	0.00	N.A	N.A
(d)	Venture Capital Funds	0	0	0	0.00	0.00	N.A	N.A
(e)	Insurance Companies	0	0	0	0.00	0.00	N.A	N.A
(f)	Foreign Institutional Investors	11	3376843	3376843	7.66	7.66	N.A	N.A
(g)	Foreign Venture Capital Investors	0	0	0	0.00	0.00	N.A	N.A
(h)	Any Other (specify)	0	0	0	0.00	0.00	N.A	N.A
	Sub-Total (B)(1)	12	3377080	3377080	7.66	7.66	N.A	N.A
B 2	Non-institutions							
(a)	Bodies Corporate	137	15423936	15423936	34.96	34.96	N.A	N.A
(b)	Individuals							
I	Individuals -i. Individual shareholders holding nominal share capital up to Rs 1 lakh	3138	1495230	1267786	3.39	3.39	N.A	N.A
II	ii. Individual shareholders holding nominal share capital in excess of Rs. 1 lakh.	49	2107083	1979083	4.78	4.78	NA	NA
(c)	Any Other (specify)							
(c-i)	Clearing Members	35	10807	10807	0.02	0.02	N.A	N.A
(c-ii)	NRI/OCB	99	248328	193928	0.56	0.56	N.A	N.A
(c-iii)	Trust	1	100	100	0.00	0.00	N.A	N.A
	Sub-Total (B)(2)	3459	19285484	18875640	43.72	43.72	N.A	N.A
(B)	Total Public Shareholding (B)= (B)(1)+(B)(2)	3471	22662564	22252720	51.37	51.37	N.A	N.A
	TOTAL (A)+(B)	3490	44113440	43703596	100	100	0	0.00
(C)	Shares held by Custodians and against which Depository Receipts have been issued							
1	Promoter and Promoter Group	0	0	0	0	0.00	N.A	N.A
2	Public	0	0	0	0	0.00	N.A	N.A
	Sub-Total (C)	0	0	0	0	0	N.A	N.A
	GRAND TOTAL (A)+(B)+(C)	3490	44113440	43703596	100	100	0	0.00

Arvind




Sr.No	Notes
1	
2	
3	
4	
5	
6	
7	
8	
9	

Arinash





(I)(b) Statement showing holding of securities (including shares, warrants, convertible securities) of persons belonging to the category
"Promoter and Promoter Group"

Sr. No.	Name of the shareholder	Total shares held		Encumbered Shares			Details of Warrants		Details of Convertible Securities		Total Shares (including underlying shares assuming full conversion of warrants and convertible securities) as a % of diluted share capital
		Number of shares	As a % of grand total (A) +(B) +(C)	Number	As a percentage	As a % of grand total (A)+(B) +(C) of sub-clause (I)(a)	Number of warrants held	As a % total numbers of warrants of the same class	Number of Convertible securities held	As a % total number of convertible securities of the same class	
(I)	(II)	(III)	(IV)	(V)	(VI)=(V)/(III) *100	(VII)	(VIII)	(IX)	(X)	(XI)	(XII)
1	HIMANSHU BAID	1919600	4.35	0	0.00	0.00					4.35
2	MADHU KOTHARI	85600	0.19	0	0.00	0.00					0.19
3	VCB TRADING PVT LTD	1820572	4.13	0	0.00	0.00					4.13
4	JAI POLYPAN PVT LTD	1628000	3.69	0	0.00	0.00					3.69
5	ARHAM BAID	140000	0.32	0	0.00	0.00					0.32
6	AARYAMAN BAID	140000	0.32	0	0.00	0.00					0.32
7	DHRUV BAID	180000	0.41	0	0.00	0.00					0.41
8	NEHA BAID	512000	1.16	0	0.00	0.00					1.16
9	SHAILEY BAID	594000	1.347	0	0.00	0.00					1.347
10	HIMANSHU BAID	4037312	9.152	0	0.00	0.00					9.152
11	VISHAL BAID	828680	1.88	0	0.00	0.00					1.88
12	RISHI BAID	4913024	11.14	0	0.00	0.00					11.14
13	BHUPENDRA RAJ MEHTA	800	0.002	0	0.00	0.00					0.002
14	JUGAL KISHORE BAID	1139688	2.58	0	0.00	0.00					2.58
15	MUKULIKA BAID	1531200	3.47	0	0.00	0.00					3.47
16	PANKAJ JAIN	1600	0.004	0	0.00	0.00					0.004
17	RISHI BAID	1390000	3.15	0	0.00	0.00					3.15
18	SHIREEN BAID	560800	1.27	0	0.00	0.00					1.27
19	VINAY KOTHARI	28000	0.06	0	0.00	0.00					0.06
		21450876	48.63	0	0.00	0.00					48.63

(I) (c) (i) Statement showing holding of securities (including shares, warrants, convertible securities) of persons belonging to the category "Public" and holding more than 1% of the total number of shares

Sr. No.	Name of the shareholder	Number of shares	Shares as a percentage of total number of shares (i.e., Grand Total (A)+(B)+(C) indicated in Statement at para (I)(a) above}	Details of warrants		Details of convertible securities		Total shares (including underlying shares assuming full conversion of warrants and convertible securities) as a % of diluted share capital
				Number of Warrants held	As a % total number of warrants of the same class	Number of convertible securities held	% w.r.t total number of convertible securities of the same class	
1	KJMC FINANCIAL SERVICES LTD	626133	1.42					1.42
2	ALLEGHENY FINLEASE PVT LTD	6181593	14.01					14.01
3	BS TRADE INVEST PVT LTD	4172549	9.46					9.46
4	SACHCHIYA ENTERPRISES PVT LTD	1540592	3.49					3.49
5	MATTHEWS INDIA FUND	2076732	4.71					4.71
6	EM RESURGENT FUND	880456	2.00					2.00
7	DINERO WEALTH ADVISORS PVT LTD	1920493	4.35					4.35
	Total	17398548	39.44					39.44

(I) (c) (ii) Statement showing holding of securities (including shares, warrants, convertible securities) of persons (together with PAC) belonging to the category "Public" and holding more than 5% of the total number of shares of the Company

Sr. No.	Name of the shareholder	Number of shares	Shares as a percentage of total number of shares (i.e., Grand Total (A)+(B)+(C) indicated in Statement at para (I)(a) above)	Details of warrants		Details of convertible securities		Total shares (including underlying shares assuming full conversion of warrants and convertible securities) as a % of diluted share capital
				Number of Warrants held	As a % total number of warrants of the same class	Number of convertible securities held	% w.r.t total number of convertible securities of the same class	
1	ALLEGHENY FINLEASE PVT LTD	6181593	14.01					14.01
2	BS TRADE INVEST PVT LTD	4172549	9.46					9.46
	Total	10354142	23.47					23.47

Arvind



(I)(d) Statement showing details of locked-in shares



Sr. No.	Name of the shareholder	Number of locked-in shares	Locked-in shares as a percentage of total number of shares {i.e., Grand Total (A)+(B)+(C) indicated in Statement at para (I)(a) above}
	NIL	NIL	NIL
	NIL	NIL	NIL

Divash





(II)(a) Statement showing details of Depository Receipts (DRs)

Sr. No.	Type of outstanding DR (ADRs, GDRs, SDRs, etc.)	Number of outstanding DRs	Number of shares underlying outstanding DRs	Shares underlying outstanding DRs as a percentage of total number of shares (i.e., Grand Total (A)+(B)+(C) indicated in
	NIL	NIL	NIL	NIL
TOTAL		0	0	

(II)(b) Statement showing holding of Depository Receipts (DRs), where underlying shares held by "promoter/promoter group" are in excess of 1% of the total number of shares

Sr. No.	Name of the DR Holder	Type of outstanding DR (ADRs, GDRs, SDRs, etc.)	Number of shares underlying outstanding DRs	Shares underlying outstanding DRs as a percentage of total number of shares (i.e., Grand Total (A)+(B)+(C) indicated in Statement at
	NIL	NIL	NIL	NIL
TOTAL			0	0

(III) (a) Statement showing the voting pattern of shareholders, if more than one class of shares/securities is issued by the issuer

Category	Category of shareholder	Number of Voting Rights held in each class of securities			Total Voting Rights	Total Voting Rights (VI)	
		Class	Class	Class		As a percentage of (A+B)	As a percentage of (A+B+C)
(I)	(II)	(III)	(IV)	(V)	(VI)	(VII)	(VIII)
(A)	Promoter and Promoter Group						
(1)	Indian						
(a)	Individuals/Hindu Undivided Family						
(b)	Central Government/State						
(c)	Body Corporate						
(d)	Financial Institutions/Banks						
(e)	Any other (specify)						
	Sub Total (A) (1)	Nil	Nil	Nil	Nil	Nil	Nil
(2)	Foreign						
(a)	Individuals/Hindu Undivided Family						
(b)	Body Corporate						
(c)	Institutions						
(d)	Any other (specify)						
	Sub Total (A) (2)	Nil	Nil	Nil	Nil	Nil	Nil
(B)	Public Shareholding						
(1)	Institutions						
(a)	Mutual Funds/UTI						
(b)	Financial Institutions/Banks						
(c)	Central Government/State						
(d)	Venture Capital Funds						
(e)	Insurance Companies						
(f)	Foreign Institutional Investors						
(g)	Foreign Venture Capital Investors						
(h)	Any other (specify)						
	Sub-Total (B) (1)	Nil	Nil	Nil	Nil	Nil	Nil
(2)	Non-Institutions						
(a)	Body Corporate						
(b)	Individuals- i Individual Shareholders holding nominal share capital up to Rs. 1 Lakh. ii Individual Shareholders holding nominal share capital in excess of Rs. 1 Lakh						
(c)	Any other (specify)						
	Sub-Total (B) (2)	Nil	Nil	Nil	Nil	Nil	Nil
	Total Public Shareholding (B)=(B) (1)+ (B) (2)						
	TOTAL (A) + (B)						
(C)	Shares held by Custodians and against which Depository Receipts have been issued						
	GRAND TOTAL (A) + (B)+ (C)	Nil	Nil	Nil	Nil	Nil	Nil

