

KARUTURI

GLOBAL PRESENCE. GLOBAL SUCCESS

To
Manager Listing
Bombay Stock Exchange Limited

Dear Sir/Madam,

Subject: Shareholding Pattern of Karuturi Global Limited

With reference to clause 35 of listing agreement kindly find attached the shareholding pattern of Karuturi Global Limited as on 30/06/2015.

Kindly take this on record and treat this as compliance with clause 35 of listing agreement.

For Karuturi Global Limited


Sai RamaKrishna Karuturi
Managing Director




Karuturi Global Limited

Reg. Office : #304, Embassy Center, 11, Crescent Road, Bengaluru - 560 001, India. CIN : L01122KA1994PLC016834

(1)(a) STATEMENT SHOWING SHAREHOLDING PATTERN IN CLAUSE-35

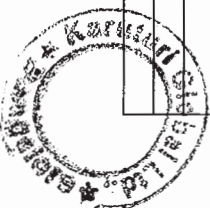
NAME OF THE COMPANY: KARUTURI GLOBAL LIMITED			
SCRIP CODE:	531687	Name of the Scrip:	
Class of Security:			
QUARTER ENDED:	30/06/2015		
Partly paid-up shares	No. of partly paid-up shares	As a % of total no. of partly paid-up shares	As a % of total no. of shares of the Company.
Held by promoter/promoter group	0	0	0
Held by Public	0	0	0
Total:	0	0	0
Outstanding convertible securities:	No. of outstanding securities	As a % of total no. of outstanding convertible securities.	As a % of total no. of shares of the Company assuming full conversion of the convertible securities
Held by promoter/promoter group	0	0	0
Held by Public	0	0	0
Total:	0	0	0
Warrants:	No. of warrants	As a % of total no. of warrants	As a % of total no. of shares of the Company, assuming full conversion of warrants
Held by promoter/promoter group	0	0	0
Held by Public	0	0	0
Total:	0	0	0
Total paid-up capital of the Company, assuming full conversion of warrants and convertible securities	809726648	0	100.00

Handwritten signature




CATEGORY CODE	CATEGORY OF SHAREHOLDER	NO OF SHAREHOLDERS	TOTAL NUMBER OF SHARES	NO OF SHARES HELD IN DEMATERIALIZED FORM	TOTAL SHAREHOLDING AS A % OF TOTAL NO OF SHARES		SHARES PLEDGE OR OTHERWISE ENCUMBERED	
					AS a PERCENTAGE of (A+B)	As a PERCENTAGE of (A+B+C)	NUMBER OF SHARES	AS a PERCENTAGE (IX)=(VIII)/(IV)*100
(I)	(II)	(III)	(IV)	(V)	(VI)	(VII)	(VIII)	(IX)
(A)	PROMOTER AND PROMOTER GROUP							
(1)	INDIAN							
(a)	Individual/HUF	3	26879895	26879895	3.36	3.32	10000000	37.20
(b)	Central Government/State Government(s)	0	0	0	0.00	0.00	0	0.00
(c)	Bodies Corporate	0	0	0	0.00	0.00	0	0.00
(d)	Financial Institutions / Banks	0	0	0	0.00	0.00	0	0.00
(e)	Others	2	17789190	17789190	2.23	2.20	0	0.00
	Sub-Total A(1) :	5	44669085	44669085	5.59	5.52	10000000	22.39
(2)	FOREIGN							
(a)	Individuals (NRIs/Foreign Individuals)	0	0	0	0.00	0.00	0	0.00
(b)	Bodies Corporate	0	0	0	0.00	0.00	0	0.00
(c)	Institutions	0	0	0	0.00	0.00	0	0.00
(d)	Qualified Foreign Investor	0	0	0	0.00	0.00	0	0.00
(e)	Others	0	0	0	0.00	0.00	0	0.00
	Sub-Total A(2) :	0	0	0	0.00	0.00	0	0.00
	Total A=A(1)+A(2)	5	44669085	44669085	5.59	5.52	10000000	22.39
(B)	PUBLIC SHAREHOLDING							
(1)	INSTITUTIONS							
(a)	Mutual Funds /UTI	0	0	0	0.00	0.00		
(b)	Financial Institutions /Banks	2	1634000	1500000	0.20	0.20		
(c)	Central Government / State Government(s)	0	0	0	0.00	0.00		
(d)	Venture Capital Funds	0	0	0	0.00	0.00		
(e)	Insurance Companies	0	0	0	0.00	0.00		
(f)	Foreign Institutional Investors	7	127956772	127956772	16.01	15.80		
(g)	Foreign Venture Capital Investors	0	0	0	0.00	0.00		
(h)	Qualified Foreign Investor	0	0	0	0.00	0.00		
(i)	Others	0	0	0	0.00	0.00		

Handwritten signature/initials.



CATEGORY CODE	CATEGORY OF SHAREHOLDER	NO OF SHAREHOLDERS	TOTAL NUMBER OF SHARES	NO OF SHARES HELD IN DEMATERIALIZED FORM	TOTAL SHAREHOLDING AS A % OF TOTAL NO OF SHARES			SHARES PLEDGE OR OTHERWISE ENCUMBERED	
					As a PERCENTAGE of (A+B) (VI)	As a PERCENTAGE of (A+B+C) (VII)	NUMBER OF SHARES (VIII)	As a PERCENTAGE (IX)=[(VIII)/(IV)*100	
(i)	(ii) Sub-Total B(1) :	9	129590772	129456772	16.21	16.00			
(2)	NON-INSTITUTIONS								
(a)	Bodies Corporate	982	57597970	57590970	7.21	7.11			
(b)	Individuals								
	(i) Individuals holding nominal share capital upto Rs.1 lakh	66497	209021718	206641107	26.15	25.81			
	(ii) Individuals holding nominal share capital in excess of Rs.1 lakh	503	178039443	177271443	22.28	21.99			
(c)	Others								
	FOREIGN BODIES	2	30282786	30282786	3.79	3.74			
	CLEARING MEMBERS	62	962688	962688	0.12	0.12			
	NON RESIDENT INDIANS	717	43599861	43599861	5.45	5.38			
	FOREIGN COMPANIES	3	105416325	105416325	13.19	13.02			
	TRUSTS	1	85000	85000	0.01	0.01			
(d)	Qualified Foreign Investor	0	0	0	0.00	0.00			
	Sub-Total B(2) :	68767	625005791	621850180	78.20	77.19			
	Total B=B(1)+B(2) :	68776	754596563	751306952	94.41	93.19			
	Total (A+B) :	68781	799265648	795976037	100.00	98.71			
(C)	Shares held by custodians, against which Depository Receipts have been issued								
(1)	Promoter and Promoter Group								
(2)	Public	1	10461000	10461000	1.31	1.29			
	GRAND TOTAL (A+B+C) :	68782	809726648	806437037	100.00	1.29	10000000		

Handwritten signature



(XVb) Statement showing holding of securities (including shares, warrants, convertible securities) of persons belonging to the category "Promoter and Promoter Group"												
Sr.No	Name of the Shareholder	Details of Shares held		Encumbered shares (*)		Details of Warrants			Details of convertible securities		Total Shares (including underlying shares assuming full conversion of warrants and convertible securities) as a % of diluted share capital	
		No. of Shares held (iii)	As a % of grand total (A)+(B)+(C) (iv)	Pledge Shares (v)	As a percentage (vi)=(v)/(iii)*100 (vii)	As a % of grand total (A) + (B) + (C) of sub-clause (i)(a) (viii)	Number of warrants held (viii)	As a % total number of warrants of the same class (ix)	Number of convertible securities held (x)	As a % total number of convertible securities of the same class (xi)		(xii)
(i)	(ii)	(iii)	(iv)	(v)	(vi)	(vii)	(viii)	(ix)	(x)	(xi)	(xii)	
	1. K S RAVAKRISHNA	25825790	3.19	10000000	38.72	1.23	0	0.00	0	0.00	3.19	
	2. RHEA HOLDINGS PVT LTD	17708556	2.19	0	0.00	0.00	0	0.00	0	0.00	2.19	
	3. ANITHA KARTURI	1025705	0.13	0	0.00	0.00	0	0.00	0	0.00	0.13	
	4. SIVELLY CLASS FASHIONS PRIVATE LIMITED	80634	0.01	0	0.00	0.00	0	0.00	0	0.00	0.01	
	5. KAVITHA	28400	0.00	0	0.00	0.00	0	0.00	0	0.00	0.00	
	TOTAL :	44669085	5.52	10000000	22.39	1.23	0	0.00	0	0.00	5.52	

Usma

GLOBAL L&P

(1)(c)(i) Statement showing holding of securities (including shares, warrants, convertible securities) of persons belonging to the category "Public" and holding more than 1% of the total number of shares									
Sr.No.	Name of the shareholder	Number of shares held	Shares as a percentage of total number of shares [i.e., Grant total (A)+(B)+(C) indicated in Statement at para (1)(a) above]	Details of warrants			Details of convertible securities		Total shares (including underlying shares assuming full conversion of warrants and convertible securities) as a % of diluted share capital)
				Number of warrants held	As a % total number of warrants of the same class	Number of convertible securities held	% w.r.t total number of convertible securities of the same class		
1	ELARA INDIA OPPORTUNITIES FUND LIMITED	61057000	7.54	0	0.00	0	0.00	0.00	7.54
2	RAYS GLOBAL CORPORATION	41000000	5.06	0	0.00	0	0.00	0.00	5.06
3	MAXWORTH INVESTMENT LTD	41000000	5.06	0	0.00	0	0.00	0.00	5.06
4	EMERGING INDIA FCCUS FUNDS	3695986	4.56	0	0.00	0	0.00	0.00	4.56
5	INDIA FOCUS CARDINAL FUND	28438631	3.51	0	0.00	0	0.00	0.00	3.51
6	TARA INDIA HOLDINGS A LTD	27208878	3.36	0	0.00	0	0.00	0.00	3.36
7	SRY CRUST LTD	23416325	2.89	0	0.00	0	0.00	0.00	2.89
8	ALAY BIKRAM SINGH	19000000	2.35	0	0.00	0	0.00	0.00	2.35
9	CITIBANK N.A. NEW YORK, NYADR DEPARTMENT	10461000	1.29	0	0.00	0	0.00	0.00	1.29
	TOTAL :	288541720	35.63	0	0.00	0	0.00	0.00	35.63

Abdul

ABDUL KALAM SECURITIES LTD.

(f)(c)(ii) Statement showing holding of securities (including shares, warrants, convertible securities) of persons (together with PAC) belonging to the category "Public" and holding more than 5% of the total number of shares of the company									
Sr.No.	Name(s) of the shareholder(s) and the Persons Acting in Concert (PAC) with shares held	Number of shares held	Shares as a percentage of total number of shares i.e., Grant total (A)+(B)+(C) indicated in Statement at para (f)(a) above	Details of warrants			Details of convertible securities		
				Number of warrants held	As a % total number of warrants of the same class	Number of convertible securities held	% w.r.t total number of convertible securities of the same class		Total shares (including underlying shares assuming full conversion of warrants and convertible securities) as a % of diluted share capital)
1	ELARA INDIA OPPORTUNITIES FUND LIMITED	61057000	7.54	0	0.00	0	0.00	7.54	
2	RAVS GLOBAL CORPORATION	41000000	5.06	0	0.00	0	0.00	5.06	
3	MAXWORTH INVESTMENT LTD	41000000	5.06	0	0.00	0	0.00	5.06	
	TOTAL :	143057000	17.67	0	0.00	0	0.00	17.67	

Wm L



(11)(b)	Statement showing Holding of Depository Receipts (DRs), where underlying shares held by "Promoter/Promoter group" are in excess of 1% of the total number shares.			
		Type of outstanding DR (ADRs,GDRs,SDRs, etc.)	Number of shares underlying outstanding DRs	Shares underlying outstanding DRs as a percentage of total number of shares {i.e., Grand Total (A)+(B)+(C) indicated in Statement at para(1)(a) above}
Sr.No.	Name of the DR Holder			
1	CITIBANK N.A. NEW YORK, NYADR DEPARTMENT	0	0	0.00
TOTAL :		0	0	0.00

Manoj



(i)(d)	STATEMENT SHOWING DETAILS OF LOCKED-IN SHARES"	
Sr.No.	Name of the shareholder	
1	RHEA HOLDINGS PVT LTD	Promoter/Promoter Group/Public
TOTAL :	17708556	2.19