

Introductory sub-table (I)(a)

Name of the Company: PHYTO CHEM(INDIA) LIMITED

Scrip Code, Name of the scrip, class of security: 524808,PHYTO,EQUITY


Quarter ended: 30/06/2015

Partly paid-up shares:-	No. of partly paid-up shares	As a % of total no. of partly paid-up shares	As a % of total no. of shares of the company
Held by promoter/promoter group	0	0	0
Held by public	0	0	0
<b>Total</b>	<b>0</b>	<b>0</b>	<b>0</b>

Outstanding convertible securities:-	No. of outstanding securities	As a % of total no. of outstanding convertible securities	As a % of total no. of shares of the company, assuming full conversion of the convertible securities
Held by promoter/promoter group	0	0	0
Held by public	0	0	0
<b>Total</b>	<b>0</b>	<b>0</b>	<b>0</b>

Warrants:-	No. of warrants	As a % of total no. of warrants	As a % of total no. of shares of the company, assuming full conversion of warrants
Held by promoter/promoter group	0	0	0
Held by public	0	0	0
<b>Total</b>	<b>0</b>	<b>0</b>	<b>0</b>

**Total paid-up capital of the company, assuming full conversion of warrants and convertible securities**



**Statement Showing Shareholding Pattern**

Category code	Category of Shareholder	Number of Shareholders	Table (I)(a)			Total shareholding as a percentage of total number of shares		Shares Pledged or otherwise encumbered
			Total number of shares	Number of shares held in dematerialized form	As a percentage of (A+B) <sup>1</sup>	As a percentage of (A+B+C)		
(I)	(II)	(III)	(IV)	(V)	(VI)	(VII)	(VIII)	(IX) = (VIII)/(IV)*100
<b>(A)</b>	<b>Shareholding of Promoter and Promoter Indian</b>							
(a)	Individuals/ Hindu Undivided Family							
(b)	Central Government/ State Government(s)	29	1314138	1304538	30.56	30.56		0.00
(c)	Bodies Corporate	0	0	0	0.00	0.00		#DIV/0!
(d)	Financial Institutions/ Banks	0	0	0	0.00	0.00		#DIV/0!
(e)	Any Others(Specify)	0	0	0	0.00	0.00		#DIV/0!
(e-i)	Directors Relatives	17	323460	321378	7.52	7.52		0.00
(e-ii)	Group Companies	0	0	0	0.00	0.00		#DIV/0!
	<b>Sub Total(A)(1)</b>	<b>46</b>	<b>1637598</b>	<b>1625916</b>	<b>38.08</b>	<b>38.08</b>	<b>0</b>	<b>0.00</b>
<b>2</b>	<b>Foreign</b>							
a	Individuals (Non-Residents Individuals/ Foreign Individuals)	0	0	0	0.00	0.00		#DIV/0!
b	Bodies Corporate	0	0	0	0.00	0.00		#DIV/0!
c	Institutions	0	0	0	0.00	0.00		#DIV/0!
d	Qualified Foreign Investor	0	0	0	0.00	0.00		#DIV/0!
e	Any Others(Specify)	0	0	0	0.00	0.00		#DIV/0!
e-i					0.00	0.00		#DIV/0!
e-ii					0.00	0.00		#DIV/0!
	<b>Sub Total(A)(2)</b>	<b>0</b>	<b>0</b>	<b>0</b>	<b>0.00</b>	<b>0.00</b>	<b>0</b>	<b>#DIV/0!</b>
	<b>Total Shareholding of Promoter and Public shareholding</b>	<b>46</b>	<b>1637598</b>	<b>1625916</b>	<b>38.08</b>	<b>38.08</b>	<b>0</b>	<b>0.00</b>
<b>(B)</b>	<b>Public shareholding Institutions</b>							





(a)	Mutual Funds/ UTI	2	8500	0	0	0.20	0.20	0	0.00
(b)	Financial Institutions / Banks	0	0	0	0	0.00	0.00	0	0.00
(c)	Central Government/ State Government(s)								
(d)	Venture Capital Funds	0	0	0	0	0.00	0.00	0	0.00
(e)	Insurance Companies	0	0	0	0	0.00	0.00	0	0.00
(f)	Foreign Institutional Investors	0	0	0	0	0.00	0.00	0	0.00
(g)	Foreign Venture Capital Investors	0	0	0	0	0.00	0.00	0	0.00
(h)	Qualified Foreign Investor	0	0	0	0	0.00	0.00	0	0.00
(i)	Any Other (specify)	0	0	0	0	0.00	0.00	0	0.00
(i-i)									
(i-ii)									
	<b>Sub-Total (B)(1)</b>	<b>2</b>	<b>8500</b>	<b>0</b>	<b>0</b>	<b>0.20</b>	<b>0.20</b>	<b>0</b>	<b>0.00</b>
<b>B 2</b>	<b>Non-institutions</b>								
(a)	Bodies Corporate	63	332123	320323		7.72	7.72	0	0.00
(b)	Individuals					0.00	0.00	0	0.00
	Individuals -i. Individual shareholders holding nominal share capital up to Rs 1 lakh	6826	1563858	758824		36.37	36.37	0	0.00
	ii. Individual shareholders holding nominal share capital in excess of Rs. 1 lakh.								
(c)	Qualified Foreign Investor	16	461336	369236		10.73	10.73	0	0.00
(d)	Any Other (specify)	0	0	0		0.00	0.00	0	0.00
(d-i)	Clearing Member	0	0	0		0.00	0.00	0	0.00
(d-ii)	Non Resident Indian	9	31106	31106		0.72	0.72	0	0.00
		19	265679	9479		6.18	6.18	0	0.00
	<b>Sub-Total (B)(2)</b>	<b>6933</b>	<b>2654102</b>	<b>1488968</b>		<b>61.72</b>	<b>61.72</b>	<b>0</b>	<b>0.00</b>
<b>(B)</b>	<b>Total Public Shareholding (B)= (B)(1)+(B)(2)</b>	<b>6935</b>	<b>2662602</b>	<b>1488968</b>		<b>61.92</b>	<b>61.92</b>	<b>0</b>	<b>0.00</b>
	<b>TOTAL (A)+(B)</b>	<b>6981</b>	<b>4300200</b>	<b>3114884</b>		<b>100.00</b>	<b>100.00</b>	<b>0</b>	<b>0.00</b>
<b>(C)</b>	<b>Shares held by Custodians and against which Depository Receipts have been issued</b>								
1	Promoter and Promoter Group					0.00	0.00		#DIV/0!
2	Public					0.00	0.00		
	<b>Sub-Total (C)</b>	<b>0</b>	<b>0</b>	<b>0</b>		<b>0</b>	<b>0</b>	<b>0</b>	<b>0</b>
	<b>GRAND TOTAL (A)+(B)+(C)</b>	<b>6981</b>	<b>4300200</b>	<b>3114884</b>	<b>100</b>	<b>100.00</b>	<b>100.00</b>	<b>0</b>	<b>0.00</b>


Sr.No	Notes
1	Nil
2	
3	
4	
5	
6	
7	
8	
9	



10

(D)(b) Statement showing holding of securities (including shares, warrants, convertible securities) of persons belonging to the category "Promoter and Promoter Group"

Sr. No.	Name of the shareholder	Details of Shares held		Encumbered shares (*)			Details of warrants		Details of convertible securities		Total shares (including underlying shares assuming full conversion of warrants and convertible securities) as a % of diluted share capital
		Number of shares held	As a % of grand total (A) + (B) + (C)	No.	As a percentage (VI) = (V)/(III)*100	As a % of grand total (A)+(B)+(C) of sub-clause (I)(a)	Number of warrants held	As a % total number of warrants of the same class	Number of convertible securities held	As a % total number of convertible securities of the same class	
1	NAYUDAMMA YARLAGADDA	325300	7.56		0.00	0.00	0	0	0	0	7.56
2	RAMA DEVI UPPALAPATI	162400	3.78		0.00	0.00	0	0	0	0	3.78
3	SREEMANNARAYANA PRATHIPATI	125100	2.91		0.00	0.00	0	0	0	0	2.91
4	YADLAPALLI VENKATESWARLU	95000	2.21		0.00	0.00	0	0	0	0	2.21
5	PRATHIPATI AKKAMMA	84400	1.96		0.00	0.00	0	0	0	0	1.96
6	YARLAGADDA JANAKI RAMAIAH	81272	1.89		0.00	0.00	0	0	0	0	1.89
7	NAGENDRAM MADDUKURI	75800	1.76		0.00	0.00	0	0	0	0	1.76
8	NAGARAJA PRATHIPATI	70500	1.64		0.00	0.00	0	0	0	0	1.64
9	YARLAGADDA PRABHAKARA RAO	65200	1.52		0.00	0.00	0	0	0	0	1.52
10	PRATHIPATI ANJANEYULU	64400	1.50		0.00	0.00	0	0	0	0	1.5
11	A RANGA KUMARI	46000	1.07		0.00	0.00	0	0	0	0	1.07
12	RAJANEE DEVI T	40500	0.94		0.00	0.00	0	0	0	0	0.94
13	J ANJANADEVI	39700	0.92		0.00	0.00	0	0	0	0	0.92
14	Y LAKSHMI PRASANNA	34400	0.80		0.00	0.00	0	0	0	0	0.8
15	SUBHASHINI KOMMINENI	32700	0.76		0.00	0.00	0	0	0	0	0.76
16	SREELAKSHMI BHAVANI MUDDANA	32500	0.76		0.00	0.00	0	0	0	0	0.76
17	UMADEVI PRATHIPATI	31000	0.72		0.00	0.00	0	0	0	0	0.72



11/11/2023

18	NIRMALA DEVI YADLAPALLI	25000	0.58			0.00	0	0	0	0	0	0	0	0	0	0	0.58
19	YARLAGADDA LAKSHMI PRASANNA	20678	0.48			0.00	0	0	0	0	0	0	0	0	0	0	0.48
20	K LAKSHMI DEVI	18300	0.43			0.00	0	0	0	0	0	0	0	0	0	0	0.43
21	Y ANIL CHOUDARY	17600	0.41			0.00	0	0	0	0	0	0	0	0	0	0	0.41
22	K RAJESH CHOWDARY	26300	0.61			0.00	0	0	0	0	0	0	0	0	0	0	0.61
23	Y JANAKI RAMAIAH	16100	0.37			0.00	0	0	0	0	0	0	0	0	0	0	0.37
24	KODURI SRINIVASA RAO	15500	0.36			0.00	0	0	0	0	0	0	0	0	0	0	0.36
25	YARLAGADDA VENKATESWARLU	14400	0.33			0.00	0	0	0	0	0	0	0	0	0	0	0.33
26	NAYUDAMMA YARLAGADDA	13006	0.30			0.00	0	0	0	0	0	0	0	0	0	0	0.3
27	JYOTSNA RAMINENI	12500	0.29			0.00	0	0	0	0	0	0	0	0	0	0	0.29
28	KODURI RAMASASI	10000	0.23			0.00	0	0	0	0	0	0	0	0	0	0	0.23
29	KONGARA KOTESWARA RAO	8300	0.19			0.00	0	0	0	0	0	0	0	0	0	0	0.19
30	RAMINENI VIJAYA SASI	8176	0.19			0.00	0	0	0	0	0	0	0	0	0	0	0.19
31	TALLURI VENKATESWARLU	8000	0.19			0.00	0	0	0	0	0	0	0	0	0	0	0.19
32	KODURI SRINIVASA RAO	4500	0.10			0.00	0	0	0	0	0	0	0	0	0	0	0.1
33	P NAGESWARA RAO	2500	0.06			0.00	0	0	0	0	0	0	0	0	0	0	0.06
34	YADLAPATTI NIRMALA DEVI	2000	0.05			0.00	0	0	0	0	0	0	0	0	0	0	0.05
35	KODURI RAMASASI	2000	0.05			0.00	0	0	0	0	0	0	0	0	0	0	0.05
36	YADLAPATTI NIRMALA DEVI	2000	0.05			0.00	0	0	0	0	0	0	0	0	0	0	0.05
37	SRINIVASU KAYINI	1000	0.02			0.00	0	0	0	0	0	0	0	0	0	0	0.02
38	YADLAPATTI NIRAMLA DEVI	1000	0.02			0.00	0	0	0	0	0	0	0	0	0	0	0.02
39	UPPALAPATI VENKATESWARA RAO	800	0.02			0.00	0	0	0	0	0	0	0	0	0	0	0.02
40	NADENDLA SUDHAKAR	1000	0.02			0.00	0	0	0	0	0	0	0	0	0	0	0.02
41	VENKATESHWAR RAO YARLAGADDA	100	0.00			0.00	0	0	0	0	0	0	0	0	0	0	0
42	ANKAMMA CHOUDARY THOTAKURA	184	0.00			0.00	0	0	0	0	0	0	0	0	0	0	0
43	SRINIVASA RAO BALINENI	182	0.00			0.00	0	0	0	0	0	0	0	0	0	0	0
44	VENKATESWARARAO UPPALAPATI	100	0.00			0.00	0	0	0	0	0	0	0	0	0	0	0
45	NARASIMHA CHARY CHAKRAVARTHY	100	0.00			0.00	0	0	0	0	0	0	0	0	0	0	0
46	VENKATESHWAR RAO YARLAGADDA	100	0.00			0.00	0	0	0	0	0	0	0	0	0	0	0
	<b>TOTAL</b>	<b>1637598</b>	<b>38.08</b>		<b>0</b>	<b>0.00</b>	<b>0</b>	<b>0</b>	<b>0</b>	<b>0</b>	<b>0</b>	<b>0</b>	<b>0</b>	<b>0</b>	<b>0</b>	<b>0</b>	<b>38.08</b>



(\*) The term "encumbrance" has the same meaning as assigned to it in regulation 28(3) of the SAST Regulations, 2011


**(D)(c)(i) Statement showing holding of securities (including shares, warrants, convertible securities) of persons belonging to the category "Public" and holding more than 1% of the total number of shares**

Sr. No.	Name of the shareholder	Number of shares held	Shares as a percentage of total number of shares {i.e., Grand Total (A)+(B)+(C) indicated in Statement at para (I)(a) above}	Details of warrants		Details of convertible securities		Total shares (including underlying shares assuming full conversion of warrants and convertible securities) as a % of diluted share capital
				Number of warrants held	As a % total number of warrants of the same class	Number of convertible securities held	% w.r.t total number of convertible securities of the same class	
1	ANDHRA PRADESH INDUSTRIAL DEVELOPMENT CORPORATION LIMITED	199000	4.63	0	0	0	0	4.63
2	RAJESH CHOWDARY KONGARA	123911	2.88	0	0	0	0	2.88
3	SYAM PRASAD BABU KUNAM	120000	2.79	0	0	0	0	2.79
4	DHEERAJ KUMAR LOHIA	73261	1.70	0	0	0	0	1.7
5	MONEYWISE FINANCIAL SERVICES PVT LTD	68099	1.58	0	0	0	0	1.58
6	VENKATESWARLU CHUNDURU	51000	1.19	0	0	0	0	1.19
<b>TOTAL</b>		<b>635271</b>	<b>14.77</b>	<b>0</b>	<b>#DIV/0!</b>	<b>0</b>	<b>#DIV/0!</b>	<b>14.77</b>



(D)(c)(ii) Statement showing holding of securities (including shares, warrants, convertible securities) of persons (together with PAC) belonging to the category "Public" and holding more than 5% of the total number of shares of the company

Sr. No.	Name(s) of the shareholder(s) and the Persons Acting in Concert (PAC) with them	Number of shares	Shares as a percentage of total number of shares {i.e., Grand Total (A)+(B)+(C) indicated in Statement at para (D)(a) above}	Details of warrants		Details of convertible securities		Total shares (including underlying shares assuming full conversion of warrants and convertible securities) as a % of diluted share capital
				Number of warrants	As a % total number of warrants of the same class	Number of convertible securities held	% w.r.t total number of convertible securities of the same class	
1	NIL		0.00		#DIV/0!		#DIV/0!	
2			0.00		#DIV/0!		#DIV/0!	
3			0.00		#DIV/0!		#DIV/0!	
4			0.00		#DIV/0!		#DIV/0!	
5			0.00		#DIV/0!		#DIV/0!	
6			0.00		#DIV/0!		#DIV/0!	
7			0.00		#DIV/0!		#DIV/0!	
8			0.00		#DIV/0!		#DIV/0!	
9			0.00		#DIV/0!		#DIV/0!	
10			0.00		#DIV/0!		#DIV/0!	
TOTAL		0	0.00	0	#DIV/0!	0	#DIV/0!	0








(II)(a) Statement showing details of Depository Receipts (DRs)

Sr. No.	Type of outstanding DR (ADRs, GDRs, SDRs, etc.)	Number of outstanding DRs	Number of shares underlying outstanding DRs	Shares underlying outstanding DRs as a percentage of total number of shares {i.e., Grand Total (A)+(B)+(C) indicated in Statement at para (I)(a) above}
1	Nil			0.00
2				0.00
3				0.00
4				0.00
5				0.00
6				0.00
7				0.00
8				0.00
9				0.00
<b>TOTAL</b>		<b>0</b>	<b>0</b>	<b>0.00</b>



...

