


(1)(a) STATEMENT SHOWING SHAREHOLDING PATTERN IN CLAUSE-35			
NAME OF THE COMPANY: BHAGYANAGAR INDIA LIMITED		Name of the Scrip:	
SCRIP CODE:	512296		
Class of Security:			
QUARTER ENDED:	30/06/2015		
	No. of partly paid-up shares	As a % of total no. of partly paid-up shares	As a % of total no. of shares of the Company.
Partly paid-up shares	0	0	0
Held by promoter/promoter group	0	0	0
Held by Public	0	0	0
Total:	0	0	0
	No. of outstanding securities	As a % of total no. of outstanding convertible securities.	As a % of total no. of shares of the Company assuming full conversion of the convertible securities
Outstanding convertible securities:			
Held by promoter/promoter group	0	0	0
Held by Public	0	0	0
Total:	0	0	0
	No. of warrants	As a % of total no. of warrants	As a % of total no. of shares of the Company, assuming full conversion of warrants
Warrants:			
Held by promoter/promoter group	0	0	0
Held by Public	0	0	0
Total:	0	0	0
Total paid-up capital of the Company, assuming full conversion of warrants and convertible securities	63990000	0	100.00

For BHAGYANAGAR INDIA LIMITED


MANAGING DIRECTOR

CATEGORY CODE	CATEGORY OF SHAREHOLDER	NO OF SHAREHOLDERS (iii)	TOTAL NUMBER OF SHARES (iv)	NO OF SHARES HELD IN DEMATERIALIZED FORM (v)	TOTAL SHAREHOLDING AS A % OF TOTAL NO OF SHARES			SHARES PLEDGE OR OTHERWISE ENCUMBERED	
					AS a PERCENTAGE of (A+B) (vi)	As a PERCENTAGE of (A+B+C) (vii)	NUMBER OF SHARES (viii)	AS a PERCENTAGE (IX)=[VIII]/(IV)*100	
(I)	(ii)								
(A)	PROMOTER AND PROMOTER GROUP								
(1)	INDIAN								
(a)	Individual /HUF	21	36448846	36448846	56.96	56.96	0	0.00	0.00
(b)	Central Government/State Government(s)	0	0	0	0.00	0.00	0	0.00	0.00
(c)	Bodies Corporate	5	11003102	11003102	17.20	17.20	0	0.00	0.00
(d)	Financial Institutions / Banks	0	0	0	0.00	0.00	0	0.00	0.00
(e)	Others	0	0	0	0.00	0.00	0	0.00	0.00
	Sub-Total A(1) :	26	47451948	47451948	74.16	74.16	0	0.00	0.00
(2)	FOREIGN								
(a)	Individuals (NRIs/Foreign Individuals)	0	0	0	0.00	0.00	0	0.00	0.00
(b)	Bodies Corporate	0	0	0	0.00	0.00	0	0.00	0.00
(c)	Institutions	0	0	0	0.00	0.00	0	0.00	0.00
(d)	Qualified Foreign Investor	0	0	0	0.00	0.00	0	0.00	0.00
(e)	Others	0	0	0	0.00	0.00	0	0.00	0.00
	Sub-Total A(2) :	0	0	0	0.00	0.00	0	0.00	0.00
	Total A=A(1)+A(2)	26	47451948	47451948	74.16	74.16	0	0.00	0.00
(B)	PUBLIC SHAREHOLDING								
(1)	INSTITUTIONS								
(a)	Mutual Funds /UTI	2	10500	0	0.02	0.02	0	0.00	0.00
(b)	Financial Institutions /Banks	3	1496171	1496171	2.34	2.34	0	0.00	0.00
(c)	Central Government / State Government(s)	1	176700	176700	0.28	0.28	0	0.00	0.00
(d)	Venture Capital Funds	0	0	0	0.00	0.00	0	0.00	0.00
(e)	Insurance Companies	0	0	0	0.00	0.00	0	0.00	0.00
(f)	Foreign Institutional Investors	0	0	0	0.00	0.00	0	0.00	0.00
(g)	Foreign Venture Capital Investors	0	0	0	0.00	0.00	0	0.00	0.00
(h)	Qualified Foreign Investor	0	0	0	0.00	0.00	0	0.00	0.00
(i)	Others	0	0	0	0.00	0.00	0	0.00	0.00
	Sub-Total B(1) :	6	1683371	1672871	2.63	2.63	0	0.00	0.00

For BHAGYANAGAR INDIA LIMITED


MANAGING DIRECTOR

CATEGORY CODE	CATEGORY OF SHAREHOLDER	NO OF SHAREHOLDERS (III)	TOTAL NUMBER OF SHARES (IV)	NO OF SHARES HELD IN DEMATERIALIZED FORM (V)	TOTAL SHAREHOLDING AS A % OF TOTAL NO OF SHARES			SHARES PLEDGE OR OTHERWISE ENCUMBERED	
					AS a PERCENTAGE of (A+B) (VI)	As a PERCENTAGE of (A+B+C) (VII)	NUMBER OF SHARES (VIII)	AS a PERCENTAGE (IX)=(VIII)/(IV)*100	
(1)	(ii) NON-INSTITUTIONS								
(2)	Bodies Corporate	240	1173909	1161714	1.83	1.83			
(a)	Individuals								
(b)	(i) Individuals holding nominal share capital upto Rs.1 lakh	10771	7727567	6956317	12.08	12.08			
	(ii) Individuals holding nominal share capital in excess of Rs.1 lakh	19	4828327	4828327	7.55	7.55			
(c)	Others								
	CLEARING MEMBERS	7	2526	2526	0.00	0.00			
	NON RESIDENT INDIANS	80	1121852	1121852	1.75	1.75			
	TRUSTS	1	500	500	0.00	0.00			
(d)	Qualified Foreign Investor	0	0	0	0.00	0.00			
	Sub-Total B(2) :	11118	14854681	14071236	23.21	23.21			
	Total B=B(1)+B(2) :	11124	16538052	15744107	25.84	25.84			
	Total (A+B) :	11150	63990000	63196055	100.00	100.00			
(C)	Shares held by custodians, against which Depository Receipts have been issued								
(1)	Promoter and Promoter Group	0	0	0	0.00	0.00			
(2)	Public								
	GRAND TOTAL (A+B+C) :	11150	63990000	63196055	100.00	100.00	0	0.00	0.00

For BHAGYANAGAR INDIA LIMITED

MANAGING DIRECTOR




Sr.No	Name of the Shareholder	Details of Shares held		Encumbered shares (*)		Details of Warrants		Details of convertible securities		Total Shares (including underlying shares assuming full conversion of warrants and convertible securities) as a % of diluted share capital	
		No. of Shares held (iii)	As a % of grand total (A)+(B)+(C) (iv)	Pledge Shares (v)	AS a percentage (vi)=(v)/(iii)*100	AS a % of grand total (A) + (B) + (C) of sub-clause (i)(a) (vii)	Number of warrants held (viii)	As a % total number of warrants of the same class (ix)	Number of convertible securities held (x)		As a % total number of convertible securities of the same class (xi)
(i)	(ii)	(iii)	(iv)	(v)	(vi)=(v)/(iii)*100	(vii)	(viii)	(ix)	(x)	(xi)	(xii)
1	ADVAIT SURANA	323082	0.50	0	0.00	0.00	0	0.00	0	0.00	0.50
2	BHAGYANAGAR SECURITIES PVT LIMITED	30881	0.05	0	0.00	0.00	0	0.00	0	0.00	0.05
3	CHAND KANWAR	3366010	5.26	0	0.00	0.00	0	0.00	0	0.00	5.26
4	DEVENDRA SURANA	4170828	6.52	0	0.00	0.00	0	0.00	0	0.00	6.52
5	DEVENDRA SURANA	341166	0.53	0	0.00	0.00	0	0.00	0	0.00	0.53
6	DEVENDRA SURANA (HUF)	135000	0.21	0	0.00	0.00	0	0.00	0	0.00	0.21
7	G M SURANA (HUF)	357550	0.56	0	0.00	0.00	0	0.00	0	0.00	0.56
8	G M SURANA (MHUF)	332760	0.52	0	0.00	0.00	0	0.00	0	0.00	0.52
9	GM SURANA	3421980	5.35	0	0.00	0.00	0	0.00	0	0.00	5.35
10	MANISH SURANA	4938433	7.72	0	0.00	0.00	0	0.00	0	0.00	7.72
11	MITALI SURANA	600000	0.94	0	0.00	0.00	0	0.00	0	0.00	0.94
12	NAVYATA SURANA	3730166	5.83	0	0.00	0.00	0	0.00	0	0.00	5.83
13	NARENDER SURANA	3632474	5.68	0	0.00	0.00	0	0.00	0	0.00	5.68
14	NARENDER SURANA	1547457	2.42	0	0.00	0.00	0	0.00	0	0.00	2.42
15	NARENDER SURANA (HUF)	213000	0.33	0	0.00	0.00	0	0.00	0	0.00	0.33
16	NIRUTHI SURANA	695000	1.09	0	0.00	0.00	0	0.00	0	0.00	1.09
17	RAHUL SURANA	2809000	4.39	0	0.00	0.00	0	0.00	0	0.00	4.39
18	SHRESHA SURANA	595227	0.93	0	0.00	0.00	0	0.00	0	0.00	0.93
19	SRESHNA SURANA	564000	0.88	0	0.00	0.00	0	0.00	0	0.00	0.88
20	SUNITA SURANA	3266671	5.10	0	0.00	0.00	0	0.00	0	0.00	5.10
21	SURANA INFOCOM PRIVATE LIMITED	7941543	12.41	0	0.00	0.00	0	0.00	0	0.00	12.41
22	SURANA INFOCOM PRIVATE LIMITED	740347	1.16	0	0.00	0.00	0	0.00	0	0.00	1.16
23	SURANA TELECOM AND POWER LIMITED	2251457	3.52	0	0.00	0.00	0	0.00	0	0.00	3.52
24	SURANA TELECOM AND POWER LIMITED	38874	0.06	0	0.00	0.00	0	0.00	0	0.00	0.06
25	VINITA SURANA	1306332	2.04	0	0.00	0.00	0	0.00	0	0.00	2.04
25	VINITA SURANA	102710	0.16	0	0.00	0.00	0	0.00	0	0.00	0.16
	TOTAL :	47451948	74.16	0	0.00	0.00	0	0.00	0	0.00	74.16

For BHAGYANAGAR INDIA LIMITED


MANAGING DIRECTOR

(I)(c)(i)	Statement showing holding of securities (including shares, warrants, convertible securities) of persons belonging to the category "Public" and holding more than 1% of the total number of shares							
	Sr.No.	Name of the shareholder	Number of shares held	Shares as a percentage of total number of shares (i.e., Grant total (A)+(B)+(C) indicated in Statement at para (I)(a) above}	Details of warrants		Details of convertible securities	
Number of warrants held					As a % total number of warrants of the same class	Number of convertible securities held	% w.r.t total number of convertible securities of the same class	
1	SAMBHAV MUNOTH	1646000	2.57	0	0.00	0	0.00	2.57
2	UNITED INDIA INSURANCE COMPANY LIMITED	950213	1.48	0	0.00	0	0.00	1.48
3	SATPAL KHATTAR	895602	1.40	0	0.00	0	0.00	1.40
4	NARENDER M	735160	1.15	0	0.00	0	0.00	1.15
	TOTAL :	4226975	6.61	0	0.00	0	0.00	6.61

For BHAGYANAGAR INDIA LIMITED


MANAGING DIRECTOR


Sr.No.	Name(s) of the shareholder(s) and the Persons Acting in Concert (PAC) with them	Number of shares held	Shares as a percentage of total number of shares (i.e., Grant total (A)+(B)+(C) indicated in Statement at para (I)(a) above)	Details of warrants		Details of convertible securities		Total shares (including underlying shares assuming full conversion of warrants and convertible securities) as a % of diluted share capital)
				Number of warrants held	As a % total number of warrants of the same class	Number of convertible securities held	% w.r.t total number of convertible securities of the same class	
				0	0	0	0	0
	TOTAL :			0	0	0	0	0

For BHAGYANAGAR INDIA LIMITED

[Signature]
MANAGING DIRECTOR


STATEMENT SHOWING DETAILS OF LOCKED-IN SHARES"			
(I)(d)			
		Locked-in shares as a (%) percentage of total number of shares {i.e, Grand Total shares (A)+(B)+(C) Indicated in Statement at para (I)(a) above}	Promoter/Promoter Group/Public
Sr.No.	Name of the shareholder	Number of locked- in shares	
	TOTAL :	0	0

For BHAGYANAGAR INDIA LIMITED


MANAGING DIRECTOR

STATEMENT SHOWING DETAILS OF DEPOSITORY RECEIPTS (DRS)			
(II)(a)			Shares underlying outstanding DRs as a percentage of total number of shares {i.e., Grand Total (A)+(B)+(C) indicated in Statement at Para(I)(a) above}
	Type of outstanding DR (ADRs, GDRs, SDRs, etc.)	Number of shares underlying outstanding DRs	
		Number of outstanding DRs	
	TOTAL :	0	0

For BHAGYANAGAR INDIA LIMITED


MANAGING DIRECTOR

(ii)(b)	Statement showing Holding of Depository Receipts (DRs), where underlying shares held by "Promoter/Promoter group" are in excess of 1% of the total number shares.			
Sr.No.	Name of the DR Holder	Type of outstanding DR (ADRs, GDRs, SDRs, etc.)	Number of shares underlying outstanding DRs	Shares underlying outstanding DRs as a percentage of total number of shares {i.e., Grand Total (A)+(B)+(C) indicated in Statement at para(l)(a) above}
	TOTAL :		0	0

For BHAGYANAGAR INDIA LIMITED

 MANAGING DIRECTOR