


**Statement Showing Shareholding Pattern**

Category code	Category of Shareholder	Number of Shareholders	Table (I)(a)		Total shareholding as a percentage of total number of shares		Shares Pledged or otherwise encumbered	
			Total number of shares	Number of shares held in dematerialized form	As a percentage of (A+B) <sup>1</sup>	As a percentage of (A+B+C)	Number of shares	As a percentage
			(IV)	(V)	(VI)	(VII)	(VIII)	(IX) = (VIII)/(IV)*100
(A)	<b>Shareholding of Promoter and Promoter Group<sup>2</sup></b>							
1	<b>Indian</b>							
(a)	Individuals/ Hindu Undivided Family	38	756500	441300	17.59	17.59	0	0.00
(b)	Central Government/ State Government(s)	0	0	0	0.00	0.00	0	0.00
(c)	Bodies Corporate	0	0	0	0.00	0.00	0	0.00
(d)	Financial Institutions/ Banks	0	0	0	0.00	0.00	0	0.00
(e)	Any Others(Specify)	0	0	0	0.00	0.00	0	0.00
(e-i)								
(e-ii)								
	<b>Sub Total(A)(1)</b>	<b>38</b>	<b>756500</b>	<b>441300</b>	<b>17.59</b>	<b>17.59</b>	<b>0</b>	<b>0.00</b>
2	<b>Foreign</b>							
a	Individuals (Non-Residents Individuals/ Foreign Individuals)	0	0	0	0.00	0.00	0	0.00
b	Bodies Corporate	0	0	0	0.00	0.00	0	0.00
c	Institutions	0	0	0	0.00	0.00	0	0.00
d	Any Others(Specify)				0.00	0.00	0	0.00
d-i					0.00	0.00	0	0.00
d-ii					0.00	0.00	0	0.00
	<b>Sub Total(A)(2)</b>	<b>0</b>	<b>0</b>	<b>0</b>	<b>0.00</b>	<b>0.00</b>	<b>0</b>	<b>0.00</b>
	<b>Total Shareholding of Promoter and Promoter Group (A) = (A)(1)+(A)(2)</b>	<b>38</b>	<b>756500</b>	<b>441300</b>	<b>17.59</b>	<b>17.59</b>	<b>0</b>	<b>0.00</b>
(B)	<b>Public shareholding</b>							
1	<b>Institutions</b>							
(a)	Mutual Funds/ UTI	1	15800	0	0.37	0.37	0	0.00
(b)	Financial Institutions/ Banks	1	4000	0	0.09	0.09	0	0.00
(c)	Central Government/ State Government(s)	0	0	0	0.00	0.00	0	0.00
(d)	Venture Capital Funds	0	0	0	0.00	0.00	0	0.00
(e)	Insurance Companies	0	0	0	0.00	0.00	0	0.00
(f)	Foreign Institutional Investors	1	300	300	0.01	0.01	0	0.00
(g)	Foreign Venture Capital Investors	0	0	0	0.00	0.00	0	0.00
(h)	Any Other (specify)				0.00	0.00	0	0.00
(h-i)					0.00	0.00	0	0.00
(h-ii)					0.00	0.00	0	0.00
	<b>Sub-Total (B)(1)</b>	<b>3</b>	<b>20100</b>	<b>300</b>	<b>0.47</b>	<b>0.47</b>	<b>0</b>	<b>0.00</b>
B 2	<b>Non-institutions</b>							
(a)	Bodies Corporate	66	213236	143136	4.96	4.96	0	0.00
(b)	Individuals							
i	Individuals -i Individual shareholders holding nominal share capital up to Rs 1 lakh	11164	2443552	999752	56.83	56.83	0	0.00
ii	Individual shareholders holding nominal share capital in excess of Rs 1 lakh	22	683173	588573	15.89	15.89	0	0.00
(c)	Any Other (specify)							
(e-i)	Clearing Members	6	7249	7249	0.17	0.17	0	0.00
(e-ii)	NON RESIDENT INDIANS	96	176190	43390	4.10	4.10	0	0.00
	<b>Sub-Total (B)(2)</b>	<b>11354</b>	<b>3523400</b>	<b>1782100</b>	<b>81.94</b>	<b>81.94</b>	<b>0</b>	<b>0.00</b>
(B)	<b>Total Public Shareholding (B)=(B)(1)+(B)(2)</b>	<b>11357</b>	<b>3543500</b>	<b>1782400</b>	<b>82.41</b>	<b>82.41</b>	<b>0</b>	<b>0.00</b>
	<b>TOTAL (A)+(B)</b>	<b>11395</b>	<b>4300000</b>	<b>2223700</b>	<b>100.00</b>	<b>100.00</b>	<b>0</b>	<b>0.00</b>
(C)	<b>Shares held by Custodians and against which Depository Receipts have been issued</b>							
1	Promoter and Promoter Group	0	0	0	0.00	0.00	0	0.00
2	Public	0	0	0	0.00	0.00	0	0.00
	<b>Sub-Total (C)</b>	<b>0</b>	<b>0</b>	<b>0</b>	<b>0.00</b>	<b>0.00</b>	<b>0</b>	<b>0.00</b>
	<b>GRAND TOTAL (A)+(B)+(C)</b>	<b>11395</b>	<b>4300000</b>	<b>2223700</b>	<b>100.00</b>	<b>100.00</b>	<b>0</b>	<b>0.00</b>



**Introductory sub-table (I)(a)**

Name of the Company: AXEL POLYMERS LTD

Scrp Code, Name of the scrip, class of security: 513642


Quarter ended: 30TH SEPTEMBER, 2014

Partly paid-up shares:-	No. of partly paid-up shares	As a % of total no. of partly paid-up shares	As a % of total no. of shares of the company
Held by promoter/promoter group	0	0.00	0.00
Held by public	0	0.00	0.00
<b>Total - D</b>	<b>0</b>	<b>0.00</b>	<b>0.00</b>

Outstanding convertible securities:-	No. of outstanding securities	As a % of total no. of outstanding convertible securities	As a % of total no. of shares of the company, assuming full conversion of the convertible securities
Held by promoter/promoter group	0	0.00	0.00
Held by public	0	0.00	0.00
<b>Total - E</b>	<b>0</b>	<b>0.00</b>	<b>0.00</b>


Warrants:-	No. of warrants	As a % of total no. of warrants	As a % of total no. of shares of the company, assuming full conversion of warrants
Held by promoter/promoter group	0	0.00	0.00
Held by public	0	0.00	0.00
<b>Total - F</b>	<b>0</b>	<b>0.00</b>	<b>0.00</b>

<b>Total paid-up capital of the company, assuming full conversion of warrants and convertible securities (Grand Total (A+B+C)+ D+E+F )</b>	<b>4,300,000</b>	<b>0.00</b>	<b>100.00</b>
--	------------------	-------------	---------------



(1)(b) Statement showing holding of Securities (including shares, warrants, convertible securities) of persons belong to the Category - Promoter and Promoter Group

Sr. No.	Name of the shareholder	Total shares held		Encumbered Shares (*)			Details of Warrants		Details of Convertible Securities		Total shares (including underlying shares assuming full conversion of warrants & convertible securities) as a % of diluted share capital (XII)
		Number of shares	As a % of grand total (A)+(B)+(C)	Number	As a percentage (VI)=(V)/(III)*100	As a % of grand total (A)+(B)+(C) of sub-clause (I)(a)	Numbers of Warrant Held	As a % total number of warrants of the same class	Numbers of Convertible Securities held	As a % total number of convertible securities of the same class	
	(II)	(III)	(IV)	(V)	(VI)	(VII)	(VIII)	(IX)	(X)	(XI)	
1	AARASP BEJAN BODHANWALA	127300	2.96	0	0.00	0.00	0	0.00	0	0.00	0.00
2	MINNIE AARASP BODHANWALA	117500	2.73	0	0.00	0.00	0	0.00	0	0.00	0.00
3	PATEL DEVENDRA MANJI	103700	2.41	0	0.00	0.00	0	0.00	0	0.00	0.00
4	PATEL A BODHANWALA	49500	1.16	0	0.00	0.00	0	0.00	0	0.00	0.00
5	BALWANT PATEL	48200	1.12	0	0.00	0.00	0	0.00	0	0.00	0.00
6	MAHENDRANUMAR PATEL	47800	1.11	0	0.00	0.00	0	0.00	0	0.00	0.00
7	TEHMI BEJAN BODHANWALA	35000	0.81	0	0.00	0.00	0	0.00	0	0.00	0.00
8	RAM TRIVEDI	31500	0.73	0	0.00	0.00	0	0.00	0	0.00	0.00
9	ANAHITA AARASP BODHANWALA	25200	0.59	0	0.00	0.00	0	0.00	0	0.00	0.00
10	BALWANT PATEL	24500	0.57	0	0.00	0.00	0	0.00	0	0.00	0.00
11	A A BODHANWALA	22500	0.52	0	0.00	0.00	0	0.00	0	0.00	0.00
12	DEVSHI ARAJAN KANBI	20000	0.47	0	0.00	0.00	0	0.00	0	0.00	0.00
13	RANAJI MANJI KERAI	20000	0.47	0	0.00	0.00	0	0.00	0	0.00	0.00
14	TINAZ AARASP BODHANWALA	17500	0.41	0	0.00	0.00	0	0.00	0	0.00	0.00
15	BEJAN KAVASJI BODHANWALA	15100	0.35	0	0.00	0.00	0	0.00	0	0.00	0.00
16	JAYRAJ M. BHADRANWALA	9800	0.23	0	0.00	0.00	0	0.00	0	0.00	0.00
17	NAVIN PATEL	9600	0.22	0	0.00	0.00	0	0.00	0	0.00	0.00
18	ARUNA B PATEL	9600	0.22	0	0.00	0.00	0	0.00	0	0.00	0.00
19	RAMESHCHANDRA SANGHVI	4900	0.11	0	0.00	0.00	0	0.00	0	0.00	0.00
20	MINDO PESTONJI	3500	0.08	0	0.00	0.00	0	0.00	0	0.00	0.00
21	MINNIE A BODHANWALA	2500	0.06	0	0.00	0.00	0	0.00	0	0.00	0.00
22	HOMIN VAKIL	2500	0.06	0	0.00	0.00	0	0.00	0	0.00	0.00
23	MUKESH C PATEL	1700	0.04	0	0.00	0.00	0	0.00	0	0.00	0.00
24	HEMENDRA S PATEL	800	0.02	0	0.00	0.00	0	0.00	0	0.00	0.00
25	A.J.DESAI	800	0.02	0	0.00	0.00	0	0.00	0	0.00	0.00
26	ISHWARBHAI D PATEL	800	0.02	0	0.00	0.00	0	0.00	0	0.00	0.00
27	KANUBHAI C PATEL	600	0.01	0	0.00	0.00	0	0.00	0	0.00	0.00
28	VIKRAMBHAI H PATEL	400	0.01	0	0.00	0.00	0	0.00	0	0.00	0.00
29	JITESH R DESAI	300	0.01	0	0.00	0.00	0	0.00	0	0.00	0.00
30	BEJAN KANASJI BODHANWALA	200	0.00	0	0.00	0.00	0	0.00	0	0.00	0.00
31	HASAIKUBHAI M PATEL	200	0.00	0	0.00	0.00	0	0.00	0	0.00	0.00
32	BEJAN K BODHANWALA	100	0.00	0	0.00	0.00	0	0.00	0	0.00	0.00
33	MINNIE A BODHANWALA	100	0.00	0	0.00	0.00	0	0.00	0	0.00	0.00
34	AMITA J DESAI	100	0.00	0	0.00	0.00	0	0.00	0	0.00	0.00
35	ASHWINBHAI T PATEL	100	0.00	0	0.00	0.00	0	0.00	0	0.00	0.00
36	JITESH R DESAI	100	0.00	0	0.00	0.00	0	0.00	0	0.00	0.00
37	TEHMI B BODHANWALA	100	0.00	0	0.00	0.00	0	0.00	0	0.00	0.00
38	THAKURBHAI D PATEL	100	0.00	0	0.00	0.00	0	0.00	0	0.00	0.00
	TOTAL	756500	17.59	0.00	0.00	0.00	0.00	0.00	0.00	0.00	0.00




(1)(c)(i) Statement showing holding of securities (including shares, warrants, convertible securities) of persons belonging to the category "Public" and holding more than 1% of the total number of shares

Sr. No.	Name of the shareholder	Number of shares	Shares as a percentage of total number of shares (i.e., Grand Total (A)+(B)+(C) indicated in Statement at para (1)(a) above)	Details of Warrants		Details of Convertible Securities		Total shares (including underlying shares assuming full conversion of warrants & convertible securities) as a % of diluted share capital
				Numbers of Warrant Held	As a % total number of warrants of the same class	Numbers of Convertible Securities held	As a % total number of convertible securities of the same class	
1	GAURAV SURENDRAKUMAR THANKY	125000	2.91	0	0.00	0	0.00	0.00
2	VJAYRAJ MAHESHWARI	75800	1.76	0	0.00	0	0.00	0.00
3	DIARA GAURAV THANKY	75000	1.74	0	0.00	0	0.00	0.00
4	BHARAT JAMNADAS DAITTANI	51327	1.19	0	0.00	0	0.00	0.00
5	CHANDRESH LOTIA	50000	1.16	0	0.00	0	0.00	0.00
6	IBD SECURITIES PRIVATE LTD	43553	1.06	0	0.00	0	0.00	0.00
	<b>TOTAL</b>	<b>422680</b>	<b>9.83</b>	<b>0.00</b>	<b>0.00</b>	<b>0.00</b>	<b>0.00</b>	<b>0.00</b>




(1)(c)(ii) Statement showing holding of securities (including shares, warrants, convertible securities) of persons (together with PAC) belonging to the category "Public" and holding more than 5% of the total number of shares of the company.

Sr. No.	Name(s) of the shareholder(s) and the Person Acting in Concert (PAC) with them	Number of shares	Shares as a percentage of total number of shares (i.e., Grand Total (A)+(B)+(C) indicated in Statement at para (1)(a) above)	Details of Warrants		Details of Convertible Securities		Total shares (including underlying shares assuming full conversion of warrants & convertible securities) as a % of diluted share capital
				Numbers of Warrant Held	As a % total number of warrants of the same class	Numbers of Convertible Securities held	As a % total number of convertible securities of the same class	
1	NIL	0	0.00	0	0.00	0	0.00	0.00
2		0	0.00	0	0.00	0	0.00	0.00
3		0	0.00	0	0.00	0	0.00	0.00
<b>TOTAL</b>		<b>0</b>	<b>0.00</b>	<b>0.00</b>	<b>0.00</b>	<b>0.00</b>	<b>0.00</b>	<b>0.00</b>



**(I)(d) Statement showing details of locked-in shares**

Sr. No.	Name of the shareholder	Number of locked-in shares	Locked-in shares as a percentage of total number of shares {i.e., Grand Total (A)+(B)+(C) indicated in Statement at para (I)(a) above}
1	NIL		0.00
2			0.00
3			0.00
<b>TOTAL</b>		<b>0</b>	<b>0.00</b>



(II)(a) Statement showing details of Depository Receipts (DRs)

Sr. No.	Type of outstanding DR (ADRs, GDRs, SDRs, etc.)	Number of outstanding DRs	Number of shares underlying outstanding DRs	Shares underlying outstanding DRs as a percentage of total number of shares {i.e., Grand Total (A)+(B)+(C) indicated in Statement at para (I)(a) above}
1	NIL	0	0	0.00
2				
3				
4				
5				
6				
7				
8				
9				
<b>TOTAL</b>		<b>0</b>	<b>0</b>	<b>0.00</b>








## LIST OF TOP 100 SHAREHOLDERS

SRL	FolioNo	SHAREHOLDER'S NAME	SHARES	%
1	1301670000026788	AARASP BEJAN BODHANWALA	127300	2.9605
2	IN30074910944696	MINNIE AARASP BODHANWALA GAURAV SURENDRAKUMAR THANKY	125000	2.9070
3	1301670000026792	MINNIE AARASP BODHANWALA	117500	2.7326
4	IN30015910891649	AARASP BEJAN BODHANWALA PATEL DEVENDRA MANJI PATEL LATA DEVENDRA	103700	2.4116
5	IN30051310114291	VIJAYRAJ MAHESHWARI	75800	1.7628
6	IN30074910945174	DHARA GAURAV THANKY	75000	1.7442
7	IN30267933064622	BHARAT JAMNADAS DATTANI	51327	1.1937
8	0019576	CHANDRESH LOTIA	50000	1.1628
9	0000114	TINAZ A BODHANWALA	49900	1.1605
10	0900134	A B BODHANWALA BALWANT PATEL	48200	1.1209
11	0900007	MAHENDRAKUMAR PATEL	47800	1.1116
12	IN30302852580270	BJD SECURITIES PRIVATE LTD	45553	1.0594
13	1301670000027631	TEHMI BEJAN BODHANWALA	35000	0.8140
14	0001491	AARASP BEJAN BODHANWALA MARUTI COMMUNICATIONS LTD	31700	0.7372
15	0000118	RAM TRIVEDI	31500	0.7326
16	0020166	AMIT AJAY DESHMUKH	31500	0.7326
17	1304140003926351	PRATIK RAJENDRA GANDHI	31000	0.7209
18	1301670000757044	ANAHITA AARASP BODHANWALA BODHANWALA AARASP	25200	0.5860
19	1202060000427332	PRATIMA BAPI ROY	25000	0.5814
20	0900140	BALWANT PATEL	24500	0.5698
21	0900133	VIPIN MAGANBHAI PATEL	24100	0.5605
22	0000113	A A BODHANWALA A B BODHANWALA	22500	0.5233
23	0900004	DEVSHI ARAJAN KANBI	20000	0.4651
24	0900006	RAMJI MANJI KERAI	20000	0.4651
25	1203320000091904	PRAVIN SHANKAR JOSHI	19000	0.4419
26	IN30297810370933	KIRIT R MEHTA	19000	0.4419
27	1302340000351051	SUSHIL KUMAR SINGH	18600	0.4326
28	1204470001846713	SUDHIR MAHENDRA	17980	0.4181
29	IN30302852535040	MEDIUM INVESTMENTS CO PVT LTD	17756	0.4129
30	1301670000756946	TINAZ AARASP BODHANWALA BODHANWALA AARASP	17500	0.4070
31	IN30107180014244	UMESH R LAHOTI	16700	0.3884
32	IN30302851134560	INNOVATIVE DATA ORGANISERS PVT LTD	16692	0.3882
33	1302340000351083	DHIRAJ KUMAR SINGH	16500	0.3837
34	IN30015910631165	JYOTI S. NANAVATI SUKETU H. NANAVATI	15945	0.3708
35	0000951	SOUTHERN INDIA DEPOSITORY SERVICES P LTD	15800	0.3674
36	IN30014210029449	A/C KOTHARI PIONEER PRIMA FUND JASMINE PRAVIN AJMERA	15206	0.3536



## LIST OF TOP 100 SHAREHOLDERS

SRL	FolioNo	SHAREHOLDER' S NAME	SHARES	%
37	1301670000027494	BEJAN KAVASJI BODHANWALA	15100	0.3512
38	IN30015910739256	AARASP BEJAN BODHANWALA	15000	0.3488
39	IN30015910783013	BANSURI BHARAT DATTANI	15000	0.3488
40	IN30015910739289	BHARATI BHARAT DATTANI	14750	0.3430
41	IN30018310321118	JAY BHARAT DATTANI	14000	0.3256
42	0019567	BHARATI BHARAT DATTANI	13100	0.3047
43	1301670000053837	BHARAT JAMNADAS DATTANI	12700	0.2953
44	IN30302852438354	SUNIL SURESH MAHENDRA	12590	0.2928
45	0001702	VIJAYSINH BHANDARI	11600	0.2698
46	1202550000106340	ISHAR FINANCE & INVESTMENTS LTD	11010	0.2560
47	IN30236510000130	VIJAYKANT DUKKHIRAMSONAR VERMA	10051	0.2337
48	IN30097410499640	SHRI PARASRAM HOLDINGS PVT.LTD.	10000	0.2326
49	1205620000017344	HIRANI HANSABEN KUNVERJI	10000	0.2326
50	0900138	DIPAKKUMAR AMRUTLAL DHARANI	9800	0.2279
51	0900139	NAVIN PATEL	9800	0.2279
52	0019020	JAYRAJ M. BHADRANWALA	9700	0.2256
53	0900132	RAJDHANI SECURITIES LTD	9600	0.2233
54	IN30048413292205	ARUNA B PATÉL	9049	0.2104
55	0019716	REEMA S MAHENDRA	8600	0.2000
56	IN30177410996833	HARESH GADA	8200	0.1907
57	IN30208410001935	AMOL MADHUKAR PATEKAR	8100	0.1884
58	IN30154914559290	PINAKINI SHARE AND STOCK BROKERS LTD - A/C CLIENTS	7600	0.1767
59	IN30302851134553	DARA PHEROZE MISTRY	6769	0.1574
60	1202700000202146	DAISY DARA MISTRY	6599	0.1535
61	IN30189510439553	DATTANI CERAMICS PVT LTD	6345	0.1476
62	IN30297810296684	MANJARIBEN NARESHCHANDRA GANDHI	6200	0.1442
63	0019611	NARESH D GANDHI	6000	0.1395
64	1204440000002141	PRAHLADAN MADHAVAN	5912	0.1375
65	IN30115112912196	KIRIT RATILAL MEHTA	5500	0.1279
66	1207100000038290	PANNA KIRIT MEHTA	5265	0.1224
67	IN30267930553666	DULERAY RAVICHAND SHAH	5242	0.1219
68	IN30289810020170	RAHUL DULERAY SHAH	5093	0.1184
69	IN30048416333221	SHAH ASHWINBHAI CHINUBHAI	5000	0.1163
70	IN30057210051330	MEENA M DALAL	5000	0.1163
71	IN30097410816760	MILAN M DALAL	5000	0.1163



Axel Polymers Limited  
LIST OF TOP 100 SHAREHOLDERS

LINK INTIME  
INDIA PVT. LTD.

SRL	Folio No	SHAREHOLDER'S NAME	SHARES	%
72	IN30088813999525	NAVIN KUMAR MAFATLAL SHAH	5000	0.1163
73	IN30102220382555	RINKAN V NAGDA	5000	0.1163
74	IN30015910151079	MURIJ JIWATRAM MANGHNANI KAMLA MURIJ MANGHNANI	5000	0.1163
75	IN30015910135054	SURESH TARACHAND MANGHNANI	5000	0.1163
76	IN30034311275771	SATISH NANAKRAM THAWANI	5000	0.1163
77	1202700000202131	NARESH D GANDHI MANJARIBEN NARESHCHANDRA GANDHI	5000	0.1163
78	0019627	SALIM RAMZANALI KESHWANI NADIR RAMZANALI KESHWANI	5000	0.1163
79	0900094	GULAB KANAYALAL PARYANI	5000	0.1163
80	0900095	VINOD PARYANI	5000	0.1163
81	0900020	NARAN P PINDORIA	5000	0.1163
82	0000125	RAMESHCHANDRA SANGHVI	4900	0.1140
83	IN30020610833083	BHARTI PANT	4800	0.1116
84	IN30061010174155	SUMAN CHIT FUND PRIVATE LIMITED	4600	0.1070
85	IN30074910827169	SANGEETA NEMICHAND SHAH	4504	0.1047
86	IN30051318974514	SUDHIR MAHENDRA	4500	0.1047
87	IN30214810602063	N NARASIMHAIAH N MOHAN	4437	0.1032
88	IN30290241450764	SURESH CHANDULAL KONDHIA BHARTI SURESH KONDHIA	4000	0.0930
89	IN30133018964891	VIJAY C. KAPASI	4000	0.0930
90	IN30177410044491	BHAGWAN DEVI	4000	0.0930
91	IN30018311881640	RAVI SHANKAR AGARWAL	4000	0.0930
92	0003113	THE BENARES STATE BANK LTD	4000	0.0930
93	0018341	SHANTILAL G DEDHIA BADHARA S DEDHIA	4000	0.0930
94	IN30305210793254	MONARCH RESEARCH & BROKERAGE PVT LTD	3978	0.0925
95	1204150000007808	JAINAM SHARE CONSULTANTS PVT. LTD	3900	0.0907
96	0019569	BHUPENDRA C SHAH	3900	0.0907
97	IN30177410520199	DHABU RAJENDRA JAYPAL	3798	0.0883
98	0900054	KANJI LALJI HIRANI	3700	0.0860
99	0003155	HIMATSINGKA SEIDE LTD	3700	0.0860
100	IN30214810761102	SHOBHA N	3624	0.0843
TOTAL :			1893375	44.0000



# Axel Polymers Limited


LINK INTIME  
INDIA PVT. LTD.

LISTING OF SHAREHOLDERS (Category) : CLEARING MEMBER

Report Type : ALL

SR NO	FOLIO NO	NAME	SHARES	PERCENTAGE
1	120415000007808	JAINAM SHARE CONSULTANTS PVT. LTD	3900	0.0907
2	IN30305210009754	MONARCH RESEARCH & BROKERAGE PRIVATE LIMITED	1000	0.0233
3	1206790000000323	PPJ SHROFF SECURITIES PVT LTD	1000	0.0233
4	1202570000010084	SHILPA STOCK BROKER PVT.LTD.	906	0.0211
5	1203440000068717	ARCADIA SHARE AND STOCK BROKERS PVT. LTD. BSE ABC COLLATERAL A/C	400	0.0093
6	1203320000000066	ANGEL BROKING PRIVATE LIMITED.	43	0.0010
			7249	0.1686

PRINTED ON: 03/10/2014 NSDL DATA:30/09/2014 CDSL DATA: 30/09/2014 . PAGE NO: 1



# Axel Polymers Limited


LINK INTIME  
L.S.A.P.T.D

LISTING OF SHAREHOLDERS (Category) : OTHER BODIES CORPORATE

Report Type : ALL

SR NO	FOLIO NO	NAME	SHARES	PERCENTAGE
1	IN30302852580270	BJD SECURITIES PRIVATE LTD	45553	1.0594
2	0001491	MARUTI COMMUNICATIONS LTD	31700	0.7372
3	IN30302852535040	MEDIUM INVESTMENTS CO PVT LTD	17756	0.4129
4	IN30302851134560	INNOVATIVE DATA ORGANISERS PVT LTD	16692	0.3882
5	IN30302852438354	RAI INVESTMENTS LTD	12590	0.2928
6	0001702	ISHAR FINANCE & INVESTMENTS LTD	11600	0.2698
7	IN30236510000130	SHRI PARASRAM HOLDINGS PVT.LTD.	10051	0.2337
8	0019020	RAJDHANI SECURITIES LTD	9700	0.2256
9	IN30208410001935	PINAKINI SHARE AND STOCK BROKERS LTD - A/C CLIENTS	8100	0.1884
10	IN30302851134553	DATTANI CERAMICS PVT LTD	6769	0.1574
11	IN30061010174155	SUMAN CHIT FUND PRIVATE LIMITED	4600	0.1070
12	IN30305210793254	MONARCH RESEARCH & BROKERAGE PVT LTD	3978	0.0925
13	0003155	HIMATSINGKA SEIDE LTD	3700	0.0860
14	0001730	DECCAN CEMENTS LIMITED	2600	0.0605
15	0001791	COMPAR INVESTMENTS PVT LTD	2400	0.0558
16	IN30302858434759	SYM INTERNATIONAL SERVICES PVT LTD	2400	0.0558
17	0002164	SHIVALIKA LEASING & FINANCE LTD	1800	0.0419
18	IN30096610646926	TITANIC SEAIR PVT LTD	1500	0.0349
19	0001590	AMINEX COMMERCIAL PVT LTD	1400	0.0326
20	IN30114310095924	MASTER CAPITAL SERVICES LTD	1400	0.0326
21	0001560	AISHU FINANCE LIMITED	1100	0.0256
22	IN30316510000868	SRI SHIRDI CAPITAL SERVICES PVT LTD	1000	0.0233
23	0001935	GUPTA GEMS PVT LTD	800	0.0186
24	1202920000074481	JSEL SECURITIES LTD.(024)	800	0.0186
25	1301740000077598	S.Y.G.FINANCIERS LTD	800	0.0186
26	IN30096610142313	SHYAM TUBES PVT LTD	800	0.0186
27	0001589	WONIL TOYS PRIVATE LIMITED	800	0.0186
28	0001698	PINAKINI SECURITIES PVT LTD	700	0.0163
29	IN30198310000168	ARIHANT CAPITAL MKT. LTD	601	0.0140
30	IN30282210017937	ADROIT FIN SER PVT LTD	600	0.0140
31	IN30039411667689	KARVY STOCK BROKING LIMITED-DS NAGAR	600	0.0140
32	IN30278310000190	MANGAL KESHAV SEC. LTD	599	0.0139
33	IN30147710000096	BONANZA PORTFOLIO LTD	500	0.0116
34	1202920000074798	JSEL SECURITIES LTD.(073)	500	0.0116
35	IN30174010239645	NRL FINANCIAL SERVICES PRIVATE LIMITED	500	0.0116
36	IN30177410567245	RELIGARE FINVEST LTD	500	0.0116
37	IN30220111169815	ECL FINANCE LTD	400	0.0093
38	0002700	KALYANA CHAKRAVARTHY SOLVENTS (P) LTD	400	0.0093
39	IN30039410014644	KARVY STOCK BROKING LIMITED	400	0.0093
40	0001783	M/S GIRORICH CONSULTANTS (P) LTD	400	0.0093
41	0008574	RAMBHAJ HERKISHAN INV & MKT P LTD	400	0.0093
42	IN30088814694845	RONAK CONSULTANTS PRIVATE LIMITED	400	0.0093
43	1206140000018695	SHPL ENTERPRISES PRIVATE LIMITED	400	0.0093
44	IN30262010000298	BDS SHARE BROKERS PRIVATE LTD.	250	0.0058
45	IN30220110778462	EDELWEISS FINANCIAL ADVISORS LIMITED	203	0.0047
46	IN30115121889966	3A CAPITAL SERVICES LIMITED	200	0.0047
47	IN30302852486788	3A CAPITAL SERVICES LTD	200	0.0047
48	0003150	LAKSHMI NARASIMHA COMML & INV P LTD	200	0.0047
49	0001306	MAHAVEER FINANCE INDIA LTD	200	0.0047

PRINTED ON: 03/10/2014 NSDL DATA:30/09/2014 CDSL DATA: 30/09/2014 PAGE NO: 2



# Axel Polymers Limited

**LINK INTIME**  
INDIA PVT LTD

LISTING OF SHAREHOLDERS (Category) : OTHER BODIES CORPORATE

Report Type : ALL

SR NO	FOLIO NO	NAME	SHARES	PERCENTAGE
50	1601010000153341	STOCK HOLDING CORPORATION OF INDIA LTD	200	0.0047
51	0008595	SURAJ KALYAN INVESTMENT & FINANCE P LTD	200	0.0047
52	1204230000025644	RR EQUITY BROKERS PRIVATE LIMITED	150	0.0035
53	1202300000479454	TRIMITI INV & FIN SERVICES PVT LTD	120	0.0028
54	IN30169610000117	ADITYA BIRLA MONEY LIMITED	100	0.0023
55	IN30133017426052	ALBRIGHT SHARES & STOCKS (P) LTD	100	0.0023
56	IN30154914216209	ANGEL BROKING PRIVATE LIMITED	100	0.0023
57	IN30379410000037	BMA WEALTH CREATORS LIMITED	100	0.0023
58	1204790000016449	COMPETENT FINMAN PVT. LTD	100	0.0023
59	IN30032710008620	EAST INDIA SEG LTD	100	0.0023
60	1203520000011436	KELLTON SECURITIES PRIVATE LIMITED	100	0.0023
61	IN30097411699471	MARWADI SHARES AND FINANCE LTD.	100	0.0023
62	1203820000097339	SPV CORPORATE SERVICES LIMITED	100	0.0023
63	1301670000634361	VSSL SPL ACCOUNT	100	0.0023
64	IN30072410123306	INTEGRATED MASTER SECURITIES (P) LTD.	13	0.0003
65	IN30132110399438	ISHA SECURITIES LIMITED	10	0.0002
66	IN30015910259280	JNJ HOLDINGS PVT. LTD.	1	0.0000
			213236	4.9590



# Axel Polymers Limited


**LINK INTIME**  
INDIA PVT LTD

LISTING OF SHAREHOLDERS (Category) : DIRECTORS

Report Type : ALL

SR NO	FOLIO NO	NAME	SHARES	PERCENTAGE
1	1301670000026788	AARASP BEJAN BODHANWALA	127300	2.9605
2	1301670000026792	MINNIE AARASP BODHANWALA	117500	2.7326
3	IN30015910891649	AARASP BEJAN BODHANWALA PATEL DEVENDRA MANJI	103700	2.4116
4	1301670000027494	PATEL LATA DEVENDRA BEJAN KAVASJI BODHANWALA	15100	0.3512
5	0019566	AARASP BEJAN BODHANWALA	2500	0.0581
6	0000915	MINNIE A BODHANWALA	200	0.0047
7	0000101	BEJAN KANASJI BODHANWALA	100	0.0023
8	0000103	BEJAN K BODHANWALA TEHMI B BODHANWALA	100	0.0023
			366500	8.5233

PRINTED ON: 03/10/2014 NSDL DATA:30/09/2014 CDSL DATA: 30/09/2014 PAGE NO: 4




# Axel Polymers Limited

LINK INTIME  
INDIA PVT. LTD.

LISTING OF SHAREHOLDERS (Category) : FOREIGN INST. INVESTOR

Report Type : ALL

SR NO	FOLIO NO	NAME	SHARES	PERCENTAGE
1	IN30005410010739	BNP PARIBAS ARBITRAGE	300	0.0070
			300	0.0070





# Axel Polymers Limited


LINK INTIME  
TRADING & FINANCIAL SERVICES

LISTING OF SHAREHOLDERS (Category) : MUTUAL FUND

Report Type : ALL

SR NO	FOLIO NO	NAME	SHARES	PERCENTAGE
1	0000951	SOUTHERN INDIA DEPOSITORY SERVICES P LTD A/C KOTHARI PIONEER PRIMA FUND	15800	0.3674
			15800	0.3674

PRINTED ON: 03/10/2014 NSDL DATA: 30/09/2014 CDSL DATA: 30/09/2014 PAGE NO: 6




# Axel Polymers Limited

LINK INTIME  
INDIA PVT. LTD.

LISTING OF SHAREHOLDERS (Category) : NON NATIONALISED BANKS  
Report Type : ALL

SR NO	FOLIO NO	NAME	SHARES	PERCENTAGE
1	0003113	THE BENARES STATE BANK LTD	4000	.0.0930
			4000	0.0930

PRINTED ON: 03/10/2014 NSDL DATA:30/09/2014 CDSL DATA: 30/09/2014 PAGE NO: 7



# Axel Polymers Limited


**LINK INTIME**  
INDIA BVFI LTD

LISTING OF SHAREHOLDERS (Category) : NON RESIDENT INDIANS

Report Type : ALL

SR NO	FOLIO NO	NAME	SHARES	PERCENTAGE
1	0900133	VIPIIN MAGANBHAI PATEL	24100	0.5605
2	IN30015910631165	JYOTI S. NANAVATI	15945	0.3708
3	IN30189510439553	SUKETU H. NANAVATI	6345	0.1476
4	0900094	PRAHLADAN MADHAVAN	5000	0.1163
5	IN30015910151079	GULAB KANAYALAL PARYANI	5000	0.1163
6	0900020	MURIJ JIWATRAM MANGHNANI	5000	0.1163
7	0900095	KAMLA MURIJ MANGHNANI	5000	0.1163
8	IN30290241450764	NARAN P PINDORIA	4000	0.0930
9	0900054	SURESH CHANDULAL KONDHIA	3700	0.0860
10	0900057	BHARTI SURESH KONDHIA	3000	0.0698
11	0900011	KANJI LALJI HIRANI	3000	0.0698
12	0900103	HALAI LAXMAN VISHRAM	3000	0.0698
13	0900130	HARISH MANGHARAM TULSIDAS	3000	0.0698
14	0900025	LALJI KARSAN PATEL	2500	0.0581
15	0900026	BHAVES PATEL	2500	0.0581
16	0900028	DEVJI BHUDIA	2500	0.0581
17	0900045	JASODA BHUDIA	2500	0.0581
18	0900021	KESHAVLAL KERAI	2500	0.0581
19	0900027	MATHEW CHARLES D'MELLO	2500	0.0581
20	0900043	PRAVINCHANDRA RAMJI	2500	0.0581
21	0900044	SHANTILAL KERAI	2000	0.0465
22	IN30051310074124	ANIS RANGWALA	2000	0.0465
23	0900104	BASHIRA RANGWALA	2000	0.0465
24	0900062	LAL TOLANI	2000	0.0465
25	0900105	SAROJ TOLANI	2000	0.0465
26	0900112	NANJI N HIRANI	1800	0.0419
27	0900029	SALIM KAKA	1800	0.0419
28	0900124	KANIYAMPARAMPIL KURAIN CHACKO	1500	0.0349
29	0900123	DEVJI KARSAN DABASIA	1500	0.0349
30	0900016	JADVA SANGHANI	1500	0.0349
31	0900122	KIRIT C PATEL	1500	0.0349
32	0900107	KIRIT V SHAH	1500	0.0349
33	0900024	NAVIN SANGHANI	1500	0.0349
34	0900055	NIRANJANA SHAH	1500	0.0349
35	0900115	SAMJI LAXMAN GAJIPARA	1500	0.0349
36	0900010	SANDHYA ARJAN BHUDIA	1500	0.0349
37	IN30023910665349	SHAMJI WAGHJI KERAI	1500	0.0349
38	0900090	VIRBAI MEGHJI PATEL	1300	0.0302
39	0900093	GEETA ANANTHA NARAYANAN	1000	0.0233
40	0900058	ABBAS BHAI NOMAN BHAI	1000	0.0233
41	0900022	AKIL HAFIZJI	1000	0.0233
42	0900038	ALIASGER JAWADWALA	1000	0.0233
43	0900125	ANANDA K SHETTY	1000	0.0233
44	0900060	ARVIND KERAI	1000	0.0233
45	0900036	BABULAL MANJI BHUDIA	1000	0.0233
46	IN30040910082603	BHARAT N SHAH	1000	0.0233
47	0900039	BISWAJIT R DASGUPTA	1000	0.0233
48	0900120	GOVIND SHIVJI PINDORIA	1000	0.0233
49	0900031	GOVIND SHIVJI PINDORIA	1000	0.0233
50	0900061	GULAMHUSAIN E BAHRAINWALA	1000	0.0233
51	0900111	HARJI HIRJI HIRANI	1000	0.0233
52	0900009	HASAMUKH C PATEL	1000	0.0233
53	0900037	ISHWARLAL H HIRANI	1000	0.0233
54	0900076	JOSEPH PAUL FONSECA	1000	0.0233
55	0900073	MANJI KUVARJI DEVJI	1000	0.0233
		MANOHAR H MATTA	1000	0.0233
		MEGHJI MAVJI HIRANI	1000	0.0233
		MOHAMMED HUSSAIN	1000	0.0233
		NAFISA MANSUR BORIAWALA	1000	0.0233

PRINTED ON: 03/10/2014 NSDL DATA:30/09/2014 CDSL DATA: 30/09/2014 PAGE NO: 8




# Axel Polymers Limited

LINK INTIME  
INDIA PVT. LTD.

LISTING OF SHAREHOLDERS (Category) : NON RESIDENT INDIANS

Report Type : ALL

SR NO	FOLIO NO	NAME	SHARES	PERCENTAGE
56	0900018	NARAN MURJI	1000	0.0233
57	IN30023913155620	SAJJAD HUSSAIN KHANJI	1000	0.0233
58	0900128	SAVITABEN SHAH	1000	0.0233
59	IN30183810020049	SHAMSHAD AKBAR BEGUWALLA	1000	0.0233
60	0900023	VASANT K HIMANI	1000	0.0233
61	0900116	VISHRAM MADHAPARIA	1000	0.0233
62	0900013	VISHRAM PINDORIA	1000	0.0233
63	0900052	AMRUTBEN GOVIND PATEL	800	0.0186
64	0900056	GOVIND RAMJI PATEL	800	0.0186
65	0900108	KARSAN LALJI PATEL	800	0.0186
66	0900053	KHIMJI VALJI BHUDIA	800	0.0186
67	0900065	KISHOR KHAMBHAYATA	800	0.0186
68	0900101	PARBAT DHANJI KERAI	800	0.0186
69	IN30015910569972	BALKRISHNA PATEL	700	0.0163
70	IN30183810016910	KOTHAMBAWALA KAIDJOHAR NAJMUDDIN	700	0.0163
71	0900050	LALJI V VARSANI	700	0.0163
72	0900049	MANJI K VARSANI	500	0.0116
73	0900048	A K HIRANI	500	0.0116
74	0900113	JAYANT SHAH	500	0.0116
75	0900110	JETHA KANJI GAJIPARA	500	0.0116
76	0900035	KUVARJI MANJI HALAI	500	0.0116
77	0900019	KUVERJI RATNA	500	0.0116
78	0900034	LALJI KALYAN VAGJIANI	500	0.0116
79	0900032	LALJI VISHRAM PINDOLIA	500	0.0116
80	0900040	MAVJI NATHA PATEL	500	0.0116
81	0900096	MUSTAFA H OFFICEWALA	500	0.0116
82	0900068	MUSTANSIR KHOKHAWALA	500	0.0116
83	0900033	NANJI VELJI HALAI	500	0.0116
84	0900121	NAYAN D PATEL	500	0.0116
85	0900041	PUSPA KANJI VEKRIA	500	0.0116
86	0900091	RIZVANA NABEE	500	0.0116
87	0900126	SUNIL H DESAI	500	0.0116
88	0900127	USHAKANT J PARIKH	500	0.0116
89	0900042	YUSUF MITHIA	400	0.0093
90	0900067	DESIKAN RAJAGOPALAN	300	0.0070
91	0900017	SAMBAI KUVERJI	300	0.0070
			171490	3.9881



# Axel Polymers Limited

LINK INTIME  
INDIA PVT LTD

LISTING OF SHAREHOLDERS (Category) : RELATIVES OF DIRECTOR

Report Type : ALL

SR NO	FOLIO NO	NAME	SHARES	PERCENTAGE
1	0000114	TINAZ A BODHANWALA A B BODHANWALA	49900	1.1605
2	0900134	BALWANT PATEL	48200	1.1209
3	0900007	MAHENDRAKUMAR PATEL	47800	1.1116
4	1301670000027631	TEHMI BEJAN BODHANWALA AARASP BEJAN BODHANWALA	35000	0.8140
5	0000118	RAM TRIVEDI	31500	0.7326
6	1301670000757044	ANAHITA AARASP BODHANWALA BODHANWALA AARASP	25200	0.5860
7	0900140	BALWANT PATEL	24500	0.5698
8	0000113	A A BODHANWALA A B BODHANWALA	22500	0.5233
9	0900004	DEVSHI ARAJAN KANBI	20000	0.4651
10	0900006	RAMJI MANJI KERAI	20000	0.4651
11	1301670000756946	TINAZ AARASP BODHANWALA BODHANWALA AARASP	17500	0.4070
12	0900139	JAYRAJ M. BHADRANWALA	9800	0.2279
13	0900138	NAVIN PATEL	9800	0.2279
14	0900132	ARUNA B PATEL	9600	0.2233
15	0000125	RAMESHCHANDRA SANGHVI	4900	0.1140
16	0000123	MINOO PESTONJI SHEROO PESTONJI	3500	0.0814
17	0000136	HOMI N VAKIL DOLLY HOMI VAKIL	2500	0.0581
18	0000127	MUKESH C PATEL	2500	0.0581
19	0000126	HEMENDRA S PATEL	1700	0.0395
20	0000135	A.J.DESAI J.R.DESAI	800	0.0186
21	0000131	ISHWARBHAI D PATEL	800	0.0186
22	0000117	KANUBHAI C PATEL	600	0.0140
23	0000132	VIKRAMBHAI H PATEL	400	0.0093
24	0000110	JITESH R DESAI AMITA J DESAI	300	0.0070
25	0000133	HASMUKHBHAI M PATEL	200	0.0047
26	0000105	AMITA J DESAI	100	0.0023
27	0000128	JITESH R DESAI ASHWINBHAI T PATEL	100	0.0023
28	0000104	JITESH R DESAI AMITA J DESAI	100	0.0023
29	0000102	TEHMI B BODHANWALA BEJAN K BODHANWALA	100	0.0023
30	0000129	THAKURBHAI D PATEL	100	0.0023
			390000	9.0698

PRINTED ON: 03/10/2014 NSDL DATA:30/09/2014 CDSL DATA: 30/09/2014 PAGE NO: 14



# Axel Polymers Limited

**LINK INTIME**  
INDIA PVT LTD

LISTING OF SHAREHOLDERS (Category) : NON RESIDENT (NON REPATRIABLE)

Report Type : ALL

SR NO	FOLIO NO	NAME	SHARES	PERCENTAGE
1	IN30088814902897	GAGAN MEHTA	2000	0.0465
2	IN30087010033166	AZIZ ABEDALI	1000	0.0233
3	IN30087010023305	SHABBIR N. TOPIWALA	1000	0.0233
4	IN30302850962677	THRESIAMMA MATHEW	500	0.0116
5	IN30037810200429	BALACHANDRAN SRIRAM SUJATHA SRIRAM	200	0.0047
			4700	0.1093

PRINTED ON: 03/10/2014 NSDL DATA: 30/09/2014 CDSL DATA: 30/09/2014 PAGE NO: 10



# Axel Polymers Limited

LINK INTIME  
INDIA'S FUTURE

LISTING OF SHAREHOLDERS (Category) : PUBLIC

Report Type : ALL

TOP SHAREHOLDERS : 100

SR NO	FOLIO NO	NAME	SHARES	PERCENTAGE
1	IN30074910944696	GAURAV SURENDRAKUMAR THANKY	125000	2.9070
2	IN30051310114291	VIJAYRAJ MAHESHWARI	75800	1.7628
3	IN30074910945174	DHARA GAURAV THANKY	75000	1.7442
4	IN30267933064622	BHARAT JAMNADAS DATTANI	51327	1.1937
5	0019576	CHANDRESH LOTIA	50000	1.1628
6	0020166	AMIT AJAY DESHMUKH	31500	0.7326
7	1304140003926351	PRATIK RAJENDRA GANDHI	31000	0.7209
8	1202060000427332	PRATIMA BAPI ROY	25000	0.5814
9	IN30297810370933	Kirit R Mehta	19000	0.4419
10	1203320000091904	PRAVIN SHANKAR JOSHI	19000	0.4419
11	1302340000351051	SUSHIL KUMAR SINGH	18600	0.4326
12	1204470001846713	SUDHIR MAHENDRA	17980	0.4181
13	IN30107180014244	UMESH R LAHOTI	16700	0.3884
14	1302340000351083	DHIRAJ KUMAR SINGH	16500	0.3837
15	IN30014210029449	JASMINE PRAVIN AJMERA	15206	0.3536
16	IN30015910739256	BANSURI BHARAT DATTANI	15000	0.3488
17	IN30015910783013	BHARATI BHARAT DATTANI	15000	0.3488
18	IN30015910739289	JAY BHARAT DATTANI	15000	0.3488
19	IN30018310321118	BHARATI BHARAT DATTANI	14750	0.3430
20	0019567	BHARATI BHARAT DATTANI	14000	0.3256
21	1301670000053837	BHARAT JAMNADAS DATTANI	14000	0.3256
22	1202550000106340	SUNIL SURESH MAHENDRA	13100	0.3047
23	1205620000017344	VIJAYSINH BHANDARI	12700	0.2953
24	IN30097410499640	JAYESH THAKORLAL THAKKAR	11010	0.2560
25	IN30048413292205	DARSHANABEN JAYESH THAKKAR	10000	0.2326
26	0019716	VIJAYKANT DUKKHIRAMSONAR VERMA	10000	0.2326
27	IN30177410996833	DIPAKKUMAR AMRUTLAL DHARANI	9049	0.2104
28	IN30154914559290	HIRANI HANSABEN KUNVERJI	8600	0.2000
29	1202700000202146	REEMA S MAHENDRA	8200	0.1907
30	IN30297810296684	HARESH GADA	7600	0.1767
31	0019611	AMOL MADHUKAR PATEKAR	6599	0.1535
32	1204440000002141	DARA PHEROZE MISTRY	6200	0.1442
33	IN30115112912196	DAISY DARA MISTRY	6000	0.1395
34	1207100000038290	MANJARIBEN NARESHCHANDRA GANDHI	5912	0.1375
35	IN30267930553666	NARESH D GANDHI	5500	0.1279
36	IN30289810020170	Kirit Ratilal Mehta	5265	0.1224
37	1202700000202131	Panna Kirit Mehta	5242	0.1219
38	IN30088813999525	DULERAY RAVICHAND SHAH	5093	0.1184
39	IN30048416333221	RAHUL DULERAY SHAH	5000	0.1163
40	IN30097410816760	SHAH ASHWINBHAI CHINUBHAI	5000	0.1163
41	IN30102220382555	MEENA M DALAL	5000	0.1163
42	0019627	MILAN M DALAL	5000	0.1163
43	IN30034311275771	DIVYESH M DALAL	5000	0.1163
44	IN30015910135054	PINAL D. BARFIWALA	5000	0.1163
45	IN30057210051330	JASBIR SINGH BHATIA	5000	0.1163
46	IN30020610833083	PARAMJEET KAUR BHATIA	5000	0.1163
47	IN30074910827169	BABULAL SINGHI	5000	0.1163
48	IN30051318974514	NARESH D GANDHI	5000	0.1163
49	IN30214810602063	MANJARIBEN NARESHCHANDRA GANDHI	5000	0.1163
50	IN30177410044491	NAVIN KUMAR MAFATLAL SHAH	5000	0.1163
		PRAFUL PADAMSEY LALKA	5000	0.1163
		PUSHPABEN PREMJI KHETANI	5000	0.1163
		RINKAN V NAGDA	5000	0.1163
		SALIM RAMZANALI KESHWANI	5000	0.1163
		NADIR RAMZANALI KESHWANI	5000	0.1163
		SATISH NANAKRAM THAWANI	5000	0.1163
		SURESH TARACHAND MANGHNANI	5000	0.1163
		TAPAN KUMAR PUROHIT	5000	0.1163
		BHARTI PANT	4800	0.1116
		SANGEETA NEMICHAND SHAH	4504	0.1047
		SUDHIR MAHENDRA	4500	0.1047
		N NARASIMHAIAH	4437	0.1032
		N MOHAN	4000	0.0930
		Bhagwan Devi		



# Axel Polymers Limited


LINK INTIME  
INDIA PVT LTD

LISTING OF SHAREHOLDERS (Category) : PUBLIC

Report Type : ALL

TOP SHAREHOLDERS : 100

SR NO	FOLIO NO	NAME	SHARES	PERCENTAGE
51	IN30018311881640	RAVI SHANKAR AGARWAL	4000	0.0930
52	0018341	SHANTILAL G DEDHIA	4000	0.0930
53	IN30133018964891	BADHARA S DEDHIA	4000	0.0930
54	0019569	VIJAY C. KAPASI	3900	0.0907
55	IN30177410520199	BHUPENDRA C SHAH	3798	0.0883
56	IN30214810761102	DHABU RAJENDRA JAYPAL	3624	0.0843
57	0002350	SHOBHA N	3600	0.0837
58	0019272	ASHADEVI R GOENKA	3600	0.0837
59	0018881	SALIM KHAN	3500	0.0814
60	0019798	CHARANJIT SINGH GULATI	3500	0.0814
61	1203070000370751	NANJI MAUJI HALAI	3300	0.0767
62	1302340000143262	PADMAVATHI ARVAPALLY	3300	0.0767
63	IN30088813092585	SHILA RANI	3200	0.0744
64	0019367	DR MANJU AGARWALA	3100	0.0721
65	IN30012610329976	MANOJ MORESHWAR UPASANI	3000	0.0698
66	IN30177415060029	AJAYKUMAR GARG	3000	0.0698
67	0019655	ANU GARG	3000	0.0698
68	IN30112716788180	ARCHANA ASHWIN PAWAR	3000	0.0698
69	1207010000003424	DEBU K BANERJEE	3000	0.0698
70	IN30097410351858	GOPAL DASS SINGHAL	3000	0.0698
71	IN30151610133543	JAIDEV M NANWANI	3000	0.0698
72	IN30109810397725	NARAN SHAMJI PINDORIA	3000	0.0698
73	IN30133017554530	RAJALAKSHMI G.	3000	0.0698
74	0019466	SHAH KAPIL VALJI	2800	0.0651
75	0002351	SURESH H MEHTA	2800	0.0651
76	1201800000179461	T. RAJENDRAKUMAR GULECHA	2800	0.0651
77	12020600000419357	UMESH LAHOTI	2723	0.0633
78	IN30114311315049	MANJUSHRI U LAHOTI	2600	0.0605
79	IN30214810908029	SUNDARDAS TALREJA	2549	0.0593
80	IN30012610643600	DILIP SHANTARAM GOTHANKAR	2529	0.0588
81	1201410100015346	PRADIP BHUPENDRA PANCHAL	2500	0.0581
82	IN30267939761117	BHUPENDRA CHHOTALAL PANCHAL	2500	0.0581
83	IN30051310255285	N NARASIMHAMURTHY	2500	0.0581
84	IN30012610642867	DURGA CHHOTALAL SOLANKI	2500	0.0581
85	IN30154914049769	MANISH KUMAR SOLANKI	2500	0.0581
86	1302590000287751	GANGA SHARAN GUPTA	2500	0.0581
87	0016317	HITESH DHARAMCHAND SHAH	2500	0.0581
88	IN30015910131649	MAYNA HITESH SHAH	2500	0.0581
89	IN30035110045685	KIRIT MAGANLAL DEDHIA	2500	0.0581
90	1301540000000738	SUSHILA KIRIT DEDHIA	2500	0.0581
91	IN30088814637677	MANISH KUMAR SOLANKI	2500	0.0581
92	IN30012610329968	PARUL P SHAH	2500	0.0581
93	LIIPL001	PRADIP B SHAH	2500	0.0581
94	IN30082910721338	RAJESH BHANDARI	2500	0.0581
95	IN30082910430439	SANTOSH MITTAL	2500	0.0581
96	0017469	SUNITA KUMARI	2500	0.0581
97	IN30061010882954	VIJAYKANT	2500	0.0581
98	IN30220111006034	RAMESH VIRJIBHAI THAKKAR	2400	0.0558
99	IN30009511687907	SAPAN MARWAH	2330	0.0542
100	0019577	ANU GARG	2300	0.0535
		AJAY KUMAR GARG	2300	0.0535
		DHARMESH M PANDYA	2300	0.0535
		TRIVEDI DINESH JAISHANKAR	2300	0.0535
		TRIVEDI PRAMILA DINESH	2300	0.0535
		TRIVEDI PRAMILA DINESH	2300	0.0535
		TRIVEDI DINESH JAISHANKAR	2200	0.0512
		AMAR KUMAR	2200	0.0512
		BIHARILAL BHAIYA	2200	0.0512
		SUSHILA B BHAIYA	2200	0.0512
		TRIPTY DOSHI	2159	0.0502
		Patekar Amol madhukar	2100	0.0488
		RAKESH JAIN		





# Axel Polymers Limited

LINK INTIME  
INDIA PA 1177

LISTING OF SHAREHOLDERS (Category) : PUBLIC

Report Type : ALL

TOP SHAREHOLDERS : 100

SR NO	FOLIO NO	NAME	SHARES	PERCENTAGE
			992686	23.0857

PRINTED ON: 03/10/2014 NSDL DATA:30/09/2014 CDSL DATA: 30/09/2014 PAGE NO: 13

