



Excellence in Lighting



AUTOLITE (INDIA) LIMITED

D-469, Road No. 9A, V.K.I. Area, Jaipur - 302013, INDIA


Ph: 91-141-2333994/95/96, Fax: 91-141-2330426

E-Mail: info@autopal.com, Web: www.autopal.com

CIN : L31506RJ1977PLC001738

Introductory sub-table (I)(a)

Name of the Company: Autolite (India) Limited			
Scrip Code, Name of the scrip, class of security: 500029 Shares, Equity			
Quarter ended: 30-September-2014			
Partly paid-up shares:-	No. of partly paid-up shares	As a % of total no. of partly paid-up shares	As a % of total no. of shares of the company
Held by promoter/promoter group	0	0	0
Held by public	0	0	0
Total - D	0	0	0
Outstanding convertible securities:-	No. of outstanding securities	As a % of total no. of outstanding convertible securities	As a % of total no. of shares of the company, assuming full conversion of the convertible securities
Held by promoter/promoter group	0	0	0
Held by public	0	0	0
Total - E	0	0	0
Warrants:-	No. of warrants	As a % of total no. of warrants	As a % of total no. of shares of the company, assuming full conversion of warrants
Held by promoter/promoter group	727500	100.00	6.88
Held by public	0	0.00	0.00
Total - F	727500	100.00	6.88
Total paid-up capital of the company, assuming full conversion of warrants and convertible securities	10581241		




Statement Showing Shareholding Pattern


Table (I)(a)

(As on September 30, 2014)


Category code	Category of Shareholder	Number of Shareholders	Total number of shares	Number of shares held in dematerialized form	Total shareholding as a percentage of total number of shares		Shares Pledged or otherwise encumbered	
					As a percentage of (A+B) ¹	As a percentage of (A+B+C)	Number of shares	As a percentage
(I)	(II)	(III)	(IV)	(V)	(VI)	(VII)	(VIII)	(IX) = (VIII)/(V)*100
(A)	Shareholding of Promoter and Promoter Group²							
1	Indian							
(a)	Individuals/ Hindu Undivided Family	10	3,331,451	3,306,451	33.81	33.81	0	0.00
(b)	Central Government/ State Government(s)	0	0	0	0.00	0.00	0	0.00
(c)	Bodies Corporate	4	1,456,815	1,455,215	14.78	14.78	0	0.00
(d)	Financial Institutions/ Banks	0	0	0	0.00	0.00	0	0.00
(e)	Any Others(Specify)	0	0	0	0.00	0.00	0	0.00
	Sub Total(A)(1)	14	4,788,266	4,761,666	48.59	48.59	0	0.00
2	Foreign							
a	Individuals (Non-Residents Individuals/ Foreign Individuals)	0	0	0	0.00	0.00	0	0.00
b	Bodies Corporate	0	0	0	0.00	0.00	0	0.00
c	Institutions	0	0	0	0.00	0.00	0	0.00
d	Any Others(Specify)	0	0	0	0.00	0.00	0	0.00
	Sub Total(A)(2)	0	0	0	0.00	0.00	0	0.00
	Total Shareholding of Promoter and Promoter Group (A)= (A)(1)+(A)(2)	14	4,788,266	4,761,666	48.59	48.59	0	0.00
(B)	Public shareholding							
1	Institutions							
(a)	Mutual Funds/ UTI	11	16,514	314	0.17	0.17		
(b)	Financial Institutions/ Banks	7	18,100	17,550	0.18	0.18		
(c)	Central Government/ State Government(s)	1	100	100	0.00	0.00		
(d)	Venture Capital Funds	0	0	0.00	0.00	0.00		
(e)	Insurance Companies	0	0	0.00	0.00	0.00		
(f)	Foreign Institutional Investors	6	9,720	100	0.10	0.10		
(g)	Foreign Venture Capital Investors	0	0	0	0.00	0.00		
(h)	Any Other (specify)	0	0	0	0.00	0.00		
	Sub-Total (B)(1)		44,434	18,064	0.45	0.45		



Category code	Category of Shareholder	Number of Shareholders	Total number of shares	Number of shares held in dematerialized form	Total shareholding as a percentage of total number of shares		Shares Pledged or otherwise encumbered	
					As a percentage of (A+B) ¹	As a percentage of (A+B+C)	Number of shares	As a percentage
(I)	(II)	(III)	(IV)	(V)	(VI)	(VII)	(VIII)	(IX) = (VII)/(IV)*100
B 2	Non-institutions							
(a)	Bodies Corporate	231	1,085,010	1,074,433	11.01	11.01		
(b)	Individuals							
I	Individuals -i. Individual shareholders holding nominal share capital up to Rs. 1 lakh	7,867	2,291,687	1,785,996	23.26	23.26		
II	ii. Individual shareholders holding nominal share capital in excess of Rs. 1 lakh.	41	1,405,118	1,405,118	14.26	14.26		
(c)	Any Other (specify)				0.00	0.00		
(c-i)	Clearing Members	34	11,367	11,367	0.12	0.12		
(c-ii)	NRI / OCB	29	18,371	18,171	0.19	0.19		
(c-iii)	Trust & Foundation	1	209,488	209,488	2.13	2.13		
	Sub-Total (B)(2)	8,203	5,021,041	4,504,673	50.96	50.96		
(B)	Total Public Shareholding (B) = (B)(1)+(B)(2)	8,230	5,065,475	4,522,637	51.41	51.41		
	TOTAL (A)+(B)	8,244	9,853,741	9,284,303	100.00	100.00		
(C)	Shares held by Custodians and against which Depository Receipts have been issued							
1	Promoter and Promoter Group	0	0	0	0.00	0.00	0	0.00
2	Public	0	0	0	0.00	0.00	0	0.00
	Sub-Total (C)	0	0	0	0.00	0.00	0	0.00
	GRAND TOTAL (A)+(B)+(C)	8,244	9,853,741	9,284,303	100.00	100.00	0	0.00




Sr. No	Notes
1	Out of 9284303, 2577500 Equity shares were allotted in demat mode which are pending listing by JSE, DSE & MSE
2	Out of total promoter shareholding, 25000 equity shares are not held in demat mode due to the different name of promoter in physical mode and demat account of same promoter and such change is on account of marriage of the promoter
3	Based on declaration filed by the promoter, out of total promoter shareholding, 1600 equity shares were sold by one of the promoter but was not lodged for transfer by the transferee.



(IXb) Statement showing holding of securities (including shares, warrants, convertible securities) of persons belonging to the category "Promoter and Promoter Group"


Details of Promoters Shareholding

Sr. No.	Name of the shareholder	Details of Shares held		Encumbered shares (*)			Details of warrants		Details of convertible securities		Total shares (including underlying shares assuming full conversion of warrants and convertible securities) as a % of diluted share capital
		Number of shares held	As a % of grand total (A)+(B)+(C)	No.	As a percentage	As a % of grand total (A)+(B)+(C) of sub-clause (I)(a)	Number of warrants held	As a % total number of warrants of the same class	Number of convertible securities held	As a % total number of convertible securities of the same class	
(i)	(ii)	(iii)	(iv)	(v)	(vi) = (v)/ (i) * 100	(vii)	(viii)	(ix)	(x)	(xi)	(xii)
1	Mahipal Gupta	1,318,763	13.38	0	0.00	0.00	0	0.00	0	0.00	12.46
2	Autopal Marketing Pvt. Ltd	593,400	6.02	0	0.00	0.00	0	0.00	0	0.00	5.61
3	Autopal Glass Pvt. Ltd.	590,000	5.99	0	0.00	0.00	0	0.00	0	0.00	5.58
4	Amit Mahipal Gupta	499,124	5.07	0	0.00	0.00	0	0.00	0	0.00	4.72
5	Usha Gupta	471,275	4.78	0	0.00	0.00	225,000	30.93	0	0.00	6.58
6	Mahi Pal Gupta HUF	457,968	4.65	0	0.00	0.00	0	0.00	0	0.00	4.33
7	Adarsh Mahipal Gupta	355,390	3.61	0	0.00	0.00	102,500	14.09	0	0.00	4.33
8	Autolite Manufacturing Ltd.	271,815	2.76	0	0.00	0.00	0	0.00	0	0.00	2.57
9	Anubha Adarsh Gupta	67,084	0.68	0	0.00	0.00	100,000	13.75	0	0.00	1.58
10	Bhawana Gupta	66,026	0.67	0	0.00	0.00	100,000	13.75	0	0.00	1.57
11	Sneha Goel	58,397	0.59	0	0.00	0.00	0	0.00	0	0.00	0.55
12	Adarsh Mahipal Gupta HUF	24,400	0.25	0	0.00	0.00	100,000	13.75	0	0.00	1.18
13	Amit Mahipal Gupta HUF	13,024	0.13	0	0.00	0.00	100,000	13.75	0	0.00	1.07
14	Palsoft Infosystems Limited	1,600	0.02	0	0.00	0.00	0	0.00	0	0.00	0.02
TOTAL		4,788,266	48.59	0	0.00	0.00	727,500	100.00	0	0.00	52.13




(D)(e)(i) Statement showing holding of securities (including shares, warrants, convertible securities) of persons belonging to the category "Public" and holding more than 1% of the total number of shares

Sr. No.	Name of the shareholder	Number of shares held	Shares as a percentage of total number of shares (i.e., Grand Total (A)+(B)+(C) indicated in Statement at para (D)(a) above)	Details of warrants		Details of convertible securities		Total shares (including underlying shares assuming full conversion of warrants and convertible securities) as a % of diluted share capital
				Number of warrants held	As a % total number of warrants of the same class	Number of convertible securities held	% w.r.t total number of convertible securities of the same class	
1	Rasmani Capital Markets Pvt. Ltd.	250,000	2.54	0	0.00	0	0.00	2.36
2	Stressed Assets Stabilisation Fund	209,489	2.13	0	0.00	0	0.00	1.98
3	Nirmal Bang Securities Pvt. Ltd.	139,022	1.41	0	0.00	0	0.00	1.31
4	Rekha Harkut	116,859	1.19	0	0.00	0	0.00	1.10
5	Nisha Suresh Maheshwari	116,608	1.18	0	0.00	0	0.00	1.10
6	Hem Securities Limited	110,829	1.12	0	0.00	0	0.00	1.05
7	Manoj Harkut	106,198	1.08	0	0.00	0	0.00	1.00
8	Madhuri Omprakash Dhamani	100,000	1.01	0	0.00	0	0.00	0.95
TOTAL		1,149,003	11.66	0	0.00	0	0.00	10.86




(I)(c)(ii) Statement showing holding of securities (including shares, warrants, convertible securities) of persons (together with PAC) belonging to the category "Public" and holding more than 5% of the total number of shares of the company

Sr. No.	Name(s) of the shareholder(s) and the Persons Acting in Concert (PAC) with them	Number of shares	Shares as a percentage of total number of shares (i.e., Grand Total (A)+(B)+(C) indicated in Statement at para (I)(a) above)	Details of warrants		Details of convertible securities		Total shares (including underlying shares assuming full conversion of warrants and convertible securities) as a % of diluted share capital
				Number of warrants	As a % total number of warrants of the same class	Number of convertible securities held	% w.r.t total number of convertible securities of the same class	
1	NIL		0.00		0		0	
TOTAL		0	0.00	0	0	0	0	0



(I)(d) Statement showing details of locked-in shares

Sr. No.	Name of the shareholder	Number of locked-in shares	Locked-in shares as a percentage of total number of shares (i.e., Grand Total (A)+(B)+(C) indicated in Statement at para (I)(a) above}
1	Smt. Usha Gupta	471,275	4.78
2	Shri Amit Mahipal Gupta	497,676	5.05
3	Shri Adarsh Mahipal Gupta	355,040	3.60
4	Mahipal Gupta HUF	456,768	4.64
5	Smt. Anubha Gupta	65,484	0.66
6	Smt. Bhawana Gupta	62,973	0.64
7	Adarsh Mahipal Gupta HUF	22,200	0.23
8	Amit Mahipal Gupta HUF	11,807	0.12
9	Suresh R. Maheshwari	50,000	0.51
TOTAL		1,993,223	20.23



(II)(a) Statement showing details of Depository Receipts (DRs)

Sr. No.	Type of outstanding DR (ADRs, GDRs, SDRs, etc.)	Number of outstanding DRs	Number of shares underlying outstanding DRs	Shares underlying outstanding DRs as a percentage of total number of shares (i.e., Grand Total (A)+(B)+(C) indicated in Statement at para (I)(a) above}
1	Nil			0.00
TOTAL		0	0	0.00



(II)(b) Statement showing holding of Depository Receipts (DRs), where underlying shares held by "promoter/promoter group" are in excess of 1% of the total number of shares

Sr. No.	Name of the DR Holder	Type of outstanding DR (ADRs, GDRs, SDRs, etc.)	Number of shares underlying outstanding DRs	Shares underlying outstanding DRs as a percentage of total number of shares (i.e., Grand Total (A)+(B)+(C) indicated in Statement at para (I)(a) above)
1	Nil			0.00
TOTAL			0	0.00

