



Assam Company India Limited

Member Duncan Macneill Group
Registered Office: Greenwood T.E., P.O. Dibrugarh - 786 001, Assam.
Head Office: 52, Chowringhee Road, Kolkata - 700 071.
CIN : L01132AS1977FLC001685



STATEMENT OF STANDALONE UNAUDITED RESULTS FOR THE QUARTER ENDED 30TH JUNE, 2014

PART I

Rs in Lacs

Particulars	1	2	3	4	5	6
	3 months ended 30.06.2014	Preceding 3 months ended 31.03.2014	Corresponding 3 months ended in 30.06.2013	Year to date figures for current period ended 30.06.2014	Year to date figures for previous period ended 30.06.2013	For the year ended 31.12.2013
	(Unaudited)	(Unaudited)	(Unaudited)	(Unaudited)	(Unaudited)	(Audited)
	Rs	Rs	Rs	Rs	Rs	Rs
PART - I						
1 Income from operations						
(a) Net Sales/Income from operations	2,062.82	2,707.76	4,067.55	4,770.58	6,616.12	22,778.03
(b) Other operating Income	410.69	1,834.35	83.38	2,245.04	226.07	2,040.19
Total Income from operations(net)	2,473.51	4,542.11	4,170.93	7,015.62	6,842.19	24,818.22
2. Expenses						
(a) Cost of Green Leaf Consumed (Note- 4)	-	-	70.80	-	81.52	124.94
(b) Changes in inventories, finished goods and stock in trade	(3,024.19)	1,376.59	(2,506.18)	(1,647.60)	(964.16)	(130.45)
(c) Employees benefits expenses	2,768.79	2,158.87	2,620.07	4,927.46	4,622.25	9,472.61
(d) Power and fuel	497.75	162.72	614.36	660.47	773.82	2,177.10
(e) Consumption of Stores and Spares	932.65	591.86	827.17	1,524.51	1,329.49	2,773.72
(f) Freight, Shipping and Selling Expenses	122.00	150.44	135.86	272.44	297.60	1,303.19
(g) Depreciation and amortisation expenses	121.37	118.85	141.79	240.22	282.34	580.91
(h) Exchange Fluctuations (net)	2.89	(23.77)	165.14	(20.88)	(417.56)	(995.56)
(i) Other Expenses	329.66	303.70	289.53	633.36	582.09	2,304.82
Total Expenses	1,750.92	4,839.06	2,358.54	6,589.98	6,587.39	17,611.28
3. Profit / (Loss) from operations before other income, finance cost and exceptional items (1-2)	722.59	(296.95)	1,812.39	425.64	254.80	7,206.94
4. Other Income	-	-	-	-	134.15	-
5. Profit / (Loss) from ordinary activities before finance costs and exceptional items (3+4)	722.59	(296.95)	1,812.39	425.64	388.95	7,206.94
6. Finance costs	1,148.55	2,244.10	1,084.80	3,392.65	2,918.83	6,129.26
7. Profit / (Loss) from ordinary activities after finance costs but before exceptional items (5-6)	(425.96)	(2,541.05)	727.59	(2,967.01)	(2,529.88)	1,077.68
8. Exceptional items	-	-	-	-	-	(45.42)
Provision for Advances and diminution in value of investments	-	-	-	-	-	-
9 Profit / (Loss) from ordinary activities before tax (7-8)	(425.96)	(2,541.05)	727.59	(2,967.01)	(2,529.88)	1,123.10
10. Tax Expense	-	-	-	-	-	367.00
11. Net Profit / (Loss) from ordinary activities after tax (9-10)	(425.96)	(2,541.05)	727.59	(2,967.01)	(2,529.88)	756.10
12. Extraordinary items	-	-	-	-	-	-
13. Net Profit / (Loss) for the period (11-12)	(425.96)	(2,541.05)	727.59	(2,967.01)	(2,529.88)	756.10
14. Paid-up equity share capital of Re. 1/- per share	3,097.61	3,097.61	3,097.61	3,097.61	3,097.61	3,097.61
15. Reserves excluding Revaluation Reserves	-	-	-	-	-	25,891.76
16.i Earnings per share (before extraordinary items) - Rs						
(a) Basic	(0.14)	(0.82)	0.23	(0.96)	(0.82)	0.24
(b) Diluted	-	-	-	-	-	-
16.ii Earnings per share (after extraordinary items) - Rs						
(a) Basic	(0.14)	(0.82)	0.23	(0.96)	(0.82)	0.24
(b) Diluted	-	-	-	-	-	-

PART II

Rs in Lacs


Particulars	1	2	3	4	5	6
	3 months ended 30.06.2014	Preceding 3 months ended 31.03.2014	Corresponding 3 months ended in 30.06.2013	Year to date figures for current period ended 30.06.2014	Year to date figures for previous period ended 30.06.2013	For the year ended 31.12.2013
	(Unaudited)	(Unaudited)	(Unaudited)	(Unaudited)	(Unaudited)	(Audited)
A PARTICULARS OF SHAREHOLDING						
1 Public Shareholding :						
- Number of Shares	164,765,547	164,265,547	152,520,790	164,765,547	152,520,790	164,223,790
- Percentage of Shareholding	53.19	53.03	49.24	53.19	49.24	53.02
2 Promoters and Promoter Group Shareholding						
(a) Pledged/ Encumbered						
- Number of Shares	25,206,000	24,606,000	34,556,000	25,206,000	34,556,000	23,606,000
- Percentage of Shares (as a % of the total shareholding of promoter and promoter group)	17.38	16.91	21.98	17.38	21.98	16.22
- Percentage of Shares (as a % of the total share capital of the company)	8.14	7.94	11.16	8.14	11.16	7.62
(b) Non-encumbered						
- Number of Shares	119,789,416	120,889,416	122,684,173	119,789,416	122,684,173	121,931,173
- Percentage of Shares (as a % of the total shareholding of promoter and promoter group)	82.62	83.09	78.02	82.62	78.02	83.78
- Percentage of Shares (as a % of the total share capital of the company)	38.67	39.03	39.60	38.67	39.60	39.36

Particulars	3 months ended 30.06.2014
B INVESTOR COMPLAINTS	
Pending at the beginning of the quarter	NIL
Received during the quarter	NIL
Disposed during the quarter	NIL
Remaining unresolved at the end of the quarter	NIL

Notes:-**1 Statement of Assets and Liabilities**

PARTICULARS	Rs in Lakhs	
	As at half year ended 30.06.2014	As at half year ended 30.06.2013
	Rs	Rs
A EQUITY AND LIABILITIES		
Shareholder's funds		
a) Share capital	3,097.61	3,097.61
b) Reserves and surplus	30,635.86	31,421.37
Sub-total- Shareholder' funds	33,733.47	34,518.98
Non - current liabilities		
a) Long-term borrowings	20,904.99	37,261.73
b) Other long term liabilities	30.04	42.59
c) Long term provisions	4,619.34	4,349.91
Sub-total - Non-current liabilities	25,554.37	41,654.23
Current liabilities		
a) Short-term borrowings	18,047.42	19,026.79
b) Trade Payables	2,217.42	1,604.04
c) Other current liabilities	37,820.68	31,062.69
d) Short-term provisions	3,340.09	3,334.52
Sub-total- Current liabilities	61,425.69	55,028.04
TOTAL - EQUITY AND LIABILITIES	120,713.43	131,201.25
B ASSETS		
Non - current assets		
a) Fixed Assets		
b) Tangible Assets	34,075.95	38,327.17
c) Intangible Assets	19.46	17.90
d) Capital work in progress	46,648.14	40,820.80
e) Non-current investments	840.24	833.74
f) Long-term loans and advances	1,277.34	844.77
g) Other non-current assets	2,137.21	3,152.63
Sub-total - Non-current assets	84,998.34	83,997.01
Current assets		
a) Current investments	9.00	9.00
b) Inventories	4,382.45	3,574.50
c) Trade receivables	3,833.76	7,866.94
d) Cash and cash equivalents	1,354.60	845.14
e) Short-term loans and advances	25,700.25	33,957.62
f) Other current assets	435.03	951.04
Sub-total - Current assets	35,715.09	47,204.24
TOTAL - ASSETS	120,713.43	131,201.25

- The Company is in the business of cultivation, manufacture and sale of tea which is seasonal in nature and as such the quarterly figures are not indicative of the likely results for the full year. The Company is also engaged in the business of oil and gas exploration.
- As the ultimate income-tax liability will depend on the end results and in view of the seasonal nature of the tea business, provision for current tax and deferred tax will only be determined at the end of the year.
- The cost of raw materials represents green leaf purchased from estates not belonging to the Company. As the production of green leaf (raw materials consumed by the Company for the manufacture of tea) from the Company owned estates involves an integrated process having various stages such as nursery, planting, cultivation etc., their respective values at the intermediate stage could not be ascertained.
- Figures for the previous period have been regrouped and/or rearranged, wherever necessary.
- The above Results have been reviewed by the Audit Committee and approved by the Board of Directors at its Meeting held on 13th August, 2014.
- In view of the explanation provided by Ministry of Corporate Affairs vide circular no 08/2014 dated 4th April 2014, the Statement of Standalone Unaudited Results for the Quarter ended 30th June, 2014 and statement of Assets and Liabilities as on the same same date have been drawn up in accordance with the provisions of the Companies Act 1956.
- Trade receivable under the head "Current Assets" includes INR 30.70 crores receivable from the buyers, in respect of Sale of Salonah Tea Estate, pending completion of certain formalities.



SEGMENTWISE REVENUE RESULTS AND CAPITAL EMPLOYED FOR THE QUARTER ENDED 30TH JUNE, 2014


Particulars	(Rs. in Lacs)					
	1	2	3	4	5	6
	3 months ended 30.06.2014	Preceding 3 months ended 31.03.2014	Corresponding 3 months ended in 30.06.2013	Year to date figures for current period ended 30.06.2014	Year to date figures for previous period ended 30.06.2013	For the year ended 31.12.2013
	(Unaudited)	(Unaudited)	(Unaudited)	(Unaudited)	(Unaudited)	(Audited)
	Rs	Rs	Rs	Rs	Rs	Rs
1. Segment Revenue						
(a) Plantation	2,062.80	2,707.78	4,087.55	4,770.58	6,816.12	22,778.03
(b) Oil and Gas	-	-	-	-	-	-
Net Sales / Income from operations	2,062.80	2,707.78	4,087.55	4,770.58	6,816.12	22,778.03
2. Segment Results Profit (+) / Loss (-)						
each segment						
(a) Plantation	766.05	(1,604.29)	2,626.19	(838.24)	281.40	7,173.73
(b) Oil and Gas	(101.01)	66.64	(826.94)	(34.37)	(894.83)	(1,956.82)
(d) Unallocated	-	-	-	-	-	-
Total	665.04	(1,537.65)	1,799.25	(872.61)	(613.43)	5,216.91
Less : (i) Interest	1,091.00	1,003.40	1,084.80	2,094.40	2,052.94	4,100.85
(ii) Other Un-allocated expenditure off	-	-	(13.14)	-	(136.49)	(7.04)
(iii) Un-allocable Income	-	-	-	-	-	-
Total Profit(+)/ Loss(-) before Tax	(425.96)	(2,541.05)	727.59	(2,967.01)	(2,529.88)	1,123.10
3. Capital Employed						
(Segment Assets – Segment Liabilities)						
(a) Plantation	23,465.46	22,905.70	32,597.20	23,465.46	32,597.20	33,814.17
(b) Oil and Gas	50,212.19	50,245.03	54,243.62	50,212.19	54,243.62	56,007.85
(c) Unallocated	24,592.35	24,488.89	25,907.74	24,592.35	25,907.74	24,575.07
Total	98,270.00	97,639.62	112,748.56	98,270.00	112,748.56	114,397.09

On behalf of the Board
For Assam Company India Limited



Amit Halder
Director

Place : Kolkata
Date : 13th August, 2014



De Chakraborty & Sen
Chartered Accountants

Bikaner Buildings, 1st Floor,
8-B, Lallbazar Street,
Kolkata – 700 001
Phone : 2230 0171 / 5604
E-mail : dechasen@vsnl.net


Independent Auditor's Report on Limited Review of
the Unaudited Financial Results of Assam Company India Limited for the Quarter and
six month period ended 30th June 2014


To the Board of Directors
Assam Company India Limited
52, Chowringhee Road,
Kolkata 700 071

1. We have reviewed the accompanying statement of unaudited financial results of Assam Company India Limited for the quarter and six month period ended 30th June 2014 except for the disclosures regarding 'Public Shareholding' and 'Promoter and Promoter Group Shareholding' which have been traced from disclosures made by the management and have not been audited by us. This statement is the responsibility of the Company's Management and has been approved by the Board of Directors/ committee of Board of Directors. Our responsibility is to issue a report on these financial statements based on our review.
2. We conducted our review in accordance with the Standard on Review Engagement (SRE) 2410, "*Review of Interim Financial Information Performed by the Independent Auditor of the Entity*" issued by the Institute of Chartered Accountants of India. This standard requires that we plan and perform the review to obtain moderate assurance as to whether the financial statements are free of material misstatement. A review is limited primarily to inquiries of company personnel and analytical procedures applied to financial data and thus provides less assurance than an audit. We have not performed an audit and accordingly, we do not express an audit opinion.
3. Based on our review conducted as above, nothing has come to our attention that causes us to believe that the accompanying statement of unaudited financial results prepared in accordance with applicable accounting standards and other recognised accounting practices and policies has not disclosed the information required to be disclosed in terms of Clause 41 of the Listing Agreement including the manner in which it is to be disclosed, or that it contains any material misstatement.

De Chakraborty & Sen,
Chartered Accountants
F.R. No. 303029E

Place of Signature: Kolkata
Date: 13th August 2014




Srijit Chakraborty
(Partner)
[Membership No. 055317]