





Introductory sub-table (I)(a)			
<b>Name of the Company: ASIAN GRANITO INDIA LIMITED</b>			
<b>Scrip Code: NSE : ASIANTILES, BSE: 532888 Name of the scrip: Asian Granito India Limited, Class of Security: Equity</b>			
<b>Quarter ended: 30.09.2014</b>			
<b>Partly paid-up shares:-</b>	<b>No. of partly paid-up shares</b>	<b>As a % of total no. of partly paid-up shares</b>	<b>As a % of total no. of shares of the company</b>
Held by promoter/promoter group	NIL	NIL	NIL
Held by public	NIL	NIL	NIL
<b>Total</b>	<b>NIL</b>	<b>NIL</b>	<b>NIL</b>
<b>Outstanding convertible securities:-</b>	<b>No. of outstanding securities</b>	<b>As a % of total no. of outstanding convertible securities</b>	<b>As a % of total no. of shares of the company, assuming full conversion of the convertible securities</b>
Held by promoter/promoter group	NIL	NIL	NIL
Held by public	NIL	NIL	NIL
<b>Total</b>	<b>NIL</b>	<b>NIL</b>	<b>NIL</b>
<b>Warrants:-</b>	<b>No. of warrants</b>	<b>As a % of total no. of warrants</b>	<b>As a % of total no. of shares of the company, assuming full conversion of warrants</b>
Held by promoter/promoter group	NIL	NIL	NIL
Held by public	NIL	NIL	NIL
<b>Total</b>	<b>NIL</b>	<b>NIL</b>	<b>NIL</b>
<b>Total paid-up capital of the company, assuming full conversion of warrants and convertible securities</b>	<b>22582541 Equity Share of Rs. 10 Each</b>		




**Statement Showing Shareholding Pattern**

Category code	Category of Shareholder	Table (I)(a)							
		Number of Shareholders	Total number of shares	Number of shares held in dematerialized form	Total shareholding as a percentage of total number of shares			Shares Pledged or otherwise encumbered	
					As a percentage of (A+B) <sup>1</sup>	As a percentage of (A+B+C)	Number of shares		As a percentage
(I)	(II)	(III)	(IV)	(V)	(VI)	(VII)	(VIII)	(IX)= (VIII)/(IV)*100	
(A)	<b>Shareholding of Promoter and Promoter</b>								
1	<b>Indian</b>								
(a)	Individuals/ Hindu Undivided Family								
(b)	Central Government/ State Government(s)	27	8472608	8472608	37.52	37.52	0	0.00	
(c)	Bodies Corporate	0	0	0	0.00	0.00	0	0.00	
(d)	Financial Institutions/ Banks	0	0	0	0.00	0.00	0	0.00	
(e)	Any Others(Specify)	0	0	0	0.00	0.00	0	0.00	
(e-i)		0	0	0	0.00	0.00	0	0.00	
(e-ii)		0	0	0	0.00	0.00	0	0.00	
	<b>Sub Total(A)(1)</b>	<b>27</b>	<b>8472608</b>	<b>8472608</b>	<b>37.52</b>	<b>37.52</b>	<b>0</b>	<b>0.00</b>	
2	<b>Foreign</b>								
a	Individuals (Non-Residents Individuals Foreign Individuals)	0	0	0	0.00	0.00	0	0.00	
b	Bodies Corporate	0	0	0	0.00	0.00	0	0.00	
c	Institutions	0	0	0	0.00	0.00	0	0.00	
d	Qualified Foreign Investor	0	0	0	0.00	0.00	0	0.00	
e	Any Others(Specify)	0	0	0	0.00	0.00	0	0.00	



	<b>Sub Total(A)(2)</b>	<b>0</b>	<b>0</b>	<b>0</b>	<b>0.00</b>	<b>0</b>	<b>0.00</b>	<b>0</b>	<b>0.00</b>
	<b>Total Shareholding of Promoter and</b>	<b>27</b>	<b>8472608</b>	<b>8472608</b>	<b>37.52</b>	<b>37.52</b>	<b>37.52</b>	<b>0</b>	<b>0.00</b>
	<b>Public shareholding</b>								
<b>B</b>	<b>I Institutions</b>								
(a)	Mutual Funds/ UTI	0	0	0	0.00	0.00	0.00	0	0.00
(b)	Financial Institutions / Banks	1	500	500	0.00	0.00	0.00	0	0.00
(c)	Central Government/ State Government(s)	0	0	0	0.00	0.00	0.00	0	0.00
(d)	Venture Capital Funds	0	0	0	0.00	0.00	0.00	0	0.00
(e)	Insurance Companies	0	0	0	0.00	0.00	0.00	0	0.00
(f)	Foreign Institutional Investors	2	955203	955203	4.23	4.23	4.23	0	0.00
(g)	Foreign Venture Capital Investors	0	0	0	0.00	0.00	0.00	0	0.00
(h)	Qualified Foreign Investor	0	0	0	0.00	0.00	0.00	0	0.00
(i)	Any Other (specify)	0	0	0	0.00	0.00	0.00	0	0.00
	<b>Sub-Total (B)(1)</b>	<b>3</b>	<b>955703</b>	<b>955703</b>	<b>4.21</b>	<b>4.21</b>	<b>4.21</b>	<b>0</b>	<b>0.00</b>
	<b>B 2 Non-institutions</b>								
(a)	Bodies Corporate	195	2533217	2533217	11.22	11.22	11.22	50649	2.37
(b)	Individuals				0.00	0.00	0.00	0	0.00
	Individuals -i. Individual shareholders holding nominal share capital up to Rs 1 lakh	5817	1928233	1928220	8.54	8.54	8.54	0	0.00
	ii. Individual shareholders holding nominal share capital in excess of Rs. 1 lakh.								
(c)	Qualified Foreign Investor	103	8062870	8062870	35.70	35.70	35.70	0	0.00
(d)	Any Other (specify)	0	0	0	0.00	0.00	0.00	0	0.00
(d-i)	Clearing member				0.00	0.00	0.00	0	0.00
(d-ii)	Non Resident Indians (Repat)	115	170650	170650	0.76	0.76	0.76	340	0.20
(d-iii)	Non Resident Indians (Non Repat)	57	47359	47359	0.21	0.21	0.21	0	0.00
	<b>Sub-Total (B)(2)</b>	<b>6304</b>	<b>13154270</b>	<b>13154217</b>	<b>58.25</b>	<b>58.25</b>	<b>58.25</b>	<b>50649</b>	<b>0.38</b>

(B)	Total Public Shareholding (B)= (B)(1)+(B)(2)	6307	14109933	14109920	62.48	62.48	50649	0.36
	TOTAL (A)+(B)	6334	22582541	22582528	100.00	100.00	50649	0.22
(C)	Shares held by Custodians and against which Depository Receipts have been issued							
1	Promoter and Promoter Group	0	0	0	0.00	0.00		0.00
2	Public				0.00	0.00		0
	Sub-Total (C)	0	0	0	0	0	0	0
	GRAND TOTAL (A)+(B)+(C)	6334	22582541	22582528	100.00	100.00	50649	0.22



(D)(b) Statement showing holding of securities (including shares, warrants, convertible securities) of persons belonging to the category "Promoter and Promoter Group"

Sr. No.	Name of the shareholder	Details of Shares held			Encumbered shares (*)			Details of warrants			Details of convertible securities		Total shares (including underlying shares assuming full conversion of warrants and convertible securities) as a % of diluted share capital
		Number of shares held	As a % of grand total (A)+(B)+(C)	No.	As a percentage (VI)=(V)/(III)*100	As a % of grand total (A)+(B)+(C) of sub-clause (I)(a)	Number of warrants held	As a % total number of warrants of the same class	Number of convertible securities held	As a % total number of convertible securities of the same class			
	(II)	(III)	(IV)	(V)	(VI)	(VII)	(VIII)	(IX)	(X)	(XI)	(XII)		
1	Kamleshbhai Bhagubhai Patel	2438768	10.80	0	0.00	0.00	0	0	0	0	10.80		
2	Mukeshbhai Jivabhai Patel	1715619	7.60	0	0.00	0.00	0	0	0	0	7.60		
3	Sureshbhai Jivabhai Patel	1122793	4.97	0	0.00	0.00	0	0	0	0	4.96		
4	Rameshbhai Bhikhabhai Patel	331615	1.47	0	0.00	0.00	0	0	0	0	1.47		
5	Hasmukhbhai D Patel	287669	1.27	0	0.00	0.00	0	0	0	0	1.27		
6	Punjabhai Motibhai Patel	255980	1.13	0	0.00	0.00	0	0	0	0	1.13		
7	Bhogibhai B. Patel	242299	1.07	0	0.00	0.00	0	0	0	0	1.07		
8	Himaben Kamleshbhai Patel	216150	0.96	0	0.00	0.00	0	0	0	0	0.96		
9	Dipakbhai Danjibhai Patel	216000	0.96	0	0.00	0.00	0	0	0	0	0.96		
10	Kamleshbhai Bhagubhai Patel (HUF)	211400	0.94	0	0.00	0.00	0	0	0	0	0.94		
11	Jivabhai Jethabhai Patel (HUF)	149600	0.66	0	0.00	0.00	0	0	0	0	0.66		
12	Sureshbhai Jivabhai Patel (HUF)	148036	0.66	0	0.00	0.00	0	0	0	0	0.66		
13	Bhagubhai Punjabhai Patel	133700	0.59	0	0.00	0.00	0	0	0	0	0.59		
14	Bhagubhai Punjabhai Patel (HUF)	127700	0.57	0	0.00	0.00	0	0	0	0	0.57		
15	Bhikhabhai Kodarbhai Patel	126710	0.56	0	0.00	0.00	0	0	0	0	0.56		
16	Danjibhai Parshotambhai Patel	123700	0.55	0	0.00	0.00	0	0	0	0	0.55		
17	Bhanuben Mukeshbhai Patel	121600	0.54	0	0.00	0.00	0	0	0	0	0.54		
18	Chhayaben Sureshbhai Patel	108107	0.48	0	0.00	0.00	0	0	0	0	0.48		
19	Mukeshbhai Jivabhai Patel (HUF)	91210	0.40	0	0.00	0.00	0	0	0	0	0.40		
20	Hiraben Bhogibhai Patel	72760	0.32	0	0.00	0.00	0	0	0	0	0.32		
21	Dimpalben Bhogibhai Patel	68340	0.30	0	0.00	0.00	0	0	0	0	0.30		
22	Gitaben Rameshbhai Patel	43906	0.19	0	0.00	0.00	0	0	0	0	0.19		




23	Vinaben H Patel	35850	0.16	0	0.00	0.00	0	0	0	0	0	0	0	0	0.16
24	Bhogibhai B. Patel (HUF)	34700	0.15	0	0.00	0.00	0	0	0	0	0	0	0	0	0.15
25	Ushaben D. Patel	24731	0.11	0	0.00	0.00	0	0	0	0	0	0	0	0	0.11
26	Chandrikaben Danajibhai Patel	12365	0.05	0	0.00	0.00	0	0	0	0	0	0	0	0	0.05
27	Dipakbhai D Patel	11300	0.05	0	0.00	0.00	0	0	0	0	0	0	0	0	0.05
<b>TOTAL</b>		<b>8472608</b>	<b>37.52</b>	<b>0</b>	<b>0.00</b>	<b>0.00</b>	<b>0</b>	<b>0</b>	<b>0</b>	<b>0</b>	<b>0</b>	<b>0</b>	<b>0</b>	<b>0</b>	<b>37.52</b>

(\*) The term "encumbrance" has the same meaning as assigned to it in regulation 28(3) of the SAST Regulations, 2011



**(1)(c)(i) Statement showing holding of securities (including shares, warrants, convertible securities) of persons belonging to the category "Public" and holding more than 1% of the total number of shares**

Sr. No.	Name of the shareholder	Number of shares held	Shares as a percentage of total number of shares {i.e., Grand Total (A)+(B)+(C) indicated in Statement at para (1)(a) above}	Details of warrants		Details of convertible securities		Total shares (including underlying shares assuming full conversion of warrants and convertible securities) as a % of diluted share capital
				Number of warrants held	As a % total number of warrants of the same class	Number of convertible securities held	% w.r.t total number of convertible securities of the same class	
1	Orange Mauritius Investments I	950000	4.21	0	0	0	0	4.21
2	Asian Overseas Ltd.	695290	3.08	0	0	0	0	3.08
3	Bharat Jayantilal Patel	644188	2.85	0	0	0	0	2.85
4	Jayantibhai Madhabhai Patel	510739	2.27					2.27
5	Vinodbhai Lalabhai Patel	505889	2.24	0	0	0	0	2.24
6	Mitesh N Mehta	440000	1.95					1.95
7	Meenu Bhansali	419874	1.86	0	0	0	0	1.86
8	Nidhi Securities Ltd.	419462	1.86	0	0	0	0	1.86
9	Pandian Ilangovan	407200	1.80	0	0	0	0	1.8
10	Bhikhabhai Vajibhai Patel	285226	1.26	0	0	0	0	1.26
11	Ramjibhai Purshottambhai Pate	262011	1.16	0	0	0	0	1.16
12	Cheri Ceramics Pvt. Ltd.	245000	1.08	0	0	0	0	1.08
13	Artistique Ceramics Pvt. Ltd.	237635	1.05					1.05
<b>TOTAL</b>		<b>6022514</b>	<b>26.67</b>	<b>0</b>	<b>0</b>	<b>0</b>	<b>0</b>	<b>26.67</b>




**(D)(c)(ii) Statement showing holding of securities (including shares, warrants, convertible securities) of persons (together with PAC) belonging to the category "Public" and holding more than 5% of the total number of shares of the company**

Sr. No.	Name(s) of the shareholder(s) and the Persons Acting in Concert (PAC) with them	Number of shares	Shares as a percentage of total number of shares {i.e., Grand Total (A)+(B)+(C) indicated in Statement at para (D)(a) above}	Details of warrants		Details of convertible securities		Total shares (including underlying shares assuming full conversion of warrants and convertible securities) as a % of diluted share capital
				Number of warrants	As a % total number of warrants of the same class	Number of convertible securities held	% w.r.t total number of convertible securities of the same class	
			0.00	0	0			0
			0.00	0	0			0
<b>TOTAL</b>		<b>0</b>		<b>0</b>	<b>0</b>			<b>0</b>






<b>(D)(d) Statement showing details of locked-in shares</b>			
<b>Sr. No.</b>	<b>Name of the shareholder</b>	<b>Number of locked-in shares</b>	<b>Locked-in shares as a percentage of total number of shares {i.e., Grand Total (A)+(B)+(C) indicated in Statement at para (D)(a) above}</b>
1	Kamlesh Bhagubhai Patel	550000	2.44
2	Mukeshbhai Jivabhai Patel	550000	2.44
3	Manish Mahendra Modi	210625	0.93
4	Vipul Jayantilal Modi	210625	0.93
<b>TOTAL</b>		<b>1521250</b>	<b>6.73</b>



(II)(a) Statement showing details of Depository Receipts (DRs)

Sr. No.	Type of outstanding DR (ADRs, GDRs, SDRs, etc.)	Number of outstanding DRs	Number of shares underlying outstanding DRs	Shares underlying outstanding DRs as a percentage of total number of shares {i.e., Grand Total (A)+(B)+(C) indicated in Statement at para (I)(a) above}
1		0	0	0.00
<b>TOTAL</b>		<b>0</b>	<b>0</b>	<b>0.00</b>



(II)(b) Statement showing holding of Depository Receipts (DRs), where underlying shares held by "promoter/promoter group" are in excess of 1% of the total number of shares

Sr. No.	Name of the DR Holder	Type of outstanding DR (ADRs, GDRs, SDRs, etc.)	Number of shares underlying outstanding DRs	Shares underlying outstanding DRs as a percentage of total number of shares {i.e., Grand Total (A)+(B)+(C) indicated in Statement at para (D)(a) above}
1		0	0	0.00
<b>TOTAL</b>		0	0	0.00

