



Name of the Company: ASIAN GRANITO INDIA LIMITED			
Scrip Code: NSE : ASIANTILES, BSE: 532888 Name of the scrip: Asian Granito India Limited, Class of Security: Equity			
Quarter ended: 31.12.2014			
Partly paid-up shares:-	No. of partly paid-up shares	As a % of total no. of partly paid-up shares	As a % of total no. of shares of the company
Held by promoter/promoter group	NIL	NIL	NIL
Held by public	NIL	NIL	NIL
Total	NIL	NIL	NIL
Outstanding convertible securities: No. of outstanding securities			
	As a % of total no. of outstanding convertible securities	As a % of total no. of shares of the company, assuming full conversion of the convertible securities	
Held by promoter/promoter group	NIL	NIL	NIL
Held by public	NIL	NIL	NIL
Total	NIL	NIL	NIL
Warrants:-			
	No. of warrants	As a % of total no. of warrants	As a % of total no. of shares of the company, assuming full conversion of warrants
Held by promoter/promoter group	NIL	NIL	NIL
Held by public	NIL	NIL	NIL
Total	NIL	NIL	NIL
Total paid-up capital of the company, assuming full conversion of warrants and convertible securities			
			22582541 Equity Share of Rs. 10 Each



Statement Showing Shareholding Pattern


Category code	Category of Shareholder	Number of Shareholders	Table (I)(a)				Shares Pledged or otherwise encumbered		
			Total number of shares	Number of shares held in dematerialized form	Total shareholding as a percentage of total number of shares		Number of shares	As a percentage of (A+B+C)	As a percentage of (IX)= (VIII)/(IV)*100
			(IV)	(V)	As a percentage of (A+B) ¹	(VII)			
(I)	(II)	(III)	(IV)	(V)	(VI)	(VII)	(VIII)	(IX)= (VIII)/(IV)*100	
(A)	Shareholding of Promoter and Promoter Indian								
(a)	Individuals Hindu Undivided Family								
(b)	Central Government State Government(s)	27	8472608	8472608	37.52	37.52	0	0.00	
(c)	Bodies Corporate	0	0	0	0.00	0.00	0	0.00	
(d)	Financial Institutions Banks	0	0	0	0.00	0.00	0	0.00	
(e)	Any Others (Specify)	0	0	0	0.00	0.00	0	0.00	
(e-i)		0	0	0	0.00	0.00	0	0.00	
(e-ii)		0	0	0	0.00	0.00	0	0.00	
	Sub Total (AXI)	27	8472608	8472608	37.52	37.52	0	0.00	
2	Foreign								
a	Individuals (Non-Residents Individuals Foreign Individuals)	0	0	0	0.00	0.00	0	0.00	
b	Bodies Corporate	0	0	0	0.00	0.00	0	0.00	
c	Institutions	0	0	0	0.00	0.00	0	0.00	
d	Qualified Foreign Investor	0	0	0	0.00	0.00	0	0.00	
e	Any Others (Specify)	0	0	0	0.00	0.00	0	0.00	





	Sub Total (A)(2)	0	0	0	0.00	0	0.00	0	0.00
	Total Shareholding of Promoter and	27	8472608	8472608	37.52	37.52	37.52	0	0.00
	(B) Public shareholding								
	I Institutions								
	(a) Mutual Funds/UTI	0	0	0	0.00	0.00	0.00	0	0.00
	(b) Financial Institutions/Banks	0	0	0	0.00	0.00	0.00	0	0.00
	(c) Central Government/State Government(s)	0	0	0	0.00	0.00	0.00	0	0.00
	(d) Venture Capital Funds	0	0	0	0.00	0.00	0.00	0	0.00
	(e) Insurance Companies	0	0	0	0.00	0.00	0.00	0	0.00
	(f) Foreign Institutional Investors	2	829176	829176	3.67	3.67	3.67	0	0.00
	(g) Foreign Venture Capital Investors	0	0	0	0.00	0.00	0.00	0	0.00
	(h) Qualified Foreign Investor	0	0	0	0.00	0.00	0.00	0	0.00
	(i) Any Other (specify)	0	0	0	0.00	0.00	0.00	0	0.00
	Sub-Total (B)(1)	2	829176	829176	3.67	3.67	3.67	0	0.00
	B 2 Non-institutions								
	(a) Bodies Corporate	199	2783517	2783517	12.33	12.33	12.33	852149	30.61
	(b) Individuals				0.00	0.00	0.00	0	0.00
	I								
	i. Individual shareholders holding nominal share capital up to Rs 1 lakh	6092	2242700	2242687	9.93	9.93	9.93	2500	0.11
	II								
	ii. Individual shareholders holding nominal share capital in excess of Rs. 1 lakh.	114	7484531	7484531	33.14	33.14	33.14	11000	0.15
	(c) Qualified Foreign Investor	0	0	0	0.00	0.00	0.00	0	0.00
	(d) Any Other (specify)				0.00	0.00	0.00	0	0.00
	(d-i) Clearing member								
	(d-ii) Non Resident Indians (Repeat)	119	309722	309722	1.37	1.37	1.37	0	0.00
	(d-iii) Non Resident Indians (Non Repeat)	32	64340	64340	0.28	0.28	0.28	0	0.00
	Sub-Total (B)(2)	6627	13280757	13280744	58.81	58.81	58.81	865649	6.52

(B)	Total Public Shareholding (B)= (B)(1)+(B)(2)	6629	14109933	14109920	62.48	62.48	865649	6.14
	TOTAL (A)+(B)	6656	22582541	22582528	100.00	100.00	865649	3.83
(C)	Shares held by Custodians and against which Depository Receipts have been issued							
1	Promoter and Promoter Group	0	0	0	0.00	0.00		0.00
2	Public					0.00		0
	Sub-Total (C)	0	0	0	0	0	0	0
	GRAND TOTAL (A)+(B)+(C)	6656	22582541	22582528	100.00	100.00	865649	3.83



(IXb) Statement showing holding of securities (including shares, warrants, convertible securities) of persons belonging to the category - Promoter and Promoter Group

Sr. No.	Name of the shareholder	Details of Shares held		Encumbered shares (*)		Details of warrants		Details of convertible securities		Total shares (including underlying shares assuming full conversion of warrants and convertible securities) as a % of diluted share capital
		Number of shares held	As a % of grand total (A)+(B)+(C)	No.	As a percentage (VI)=(V/III)*100	As a % of grand total (A)+(B)+(C) of sub-clause (I)(a)	Number of warrants held	As a % total number of warrants of the same class	Number of convertible securities held	
		(III)	(IV)	(V)	(VI)=(V/III)*100	(VII)	(VIII)	(IX)	(X)	(XI)
1	Kamleshbhai Bhagubhai Patel	2438768	10.80	0	0.00	0.00	0	0	0	10.80
2	Mukeshbhai Jivabhai Patel	1715619	7.60	0	0.00	0.00	0	0	0	7.60
3	Sureshbhai Jivabhai Patel	1122793	4.97	0	0.00	0.00	0	0	0	4.96
4	Rameshbhai Bhikhabhai Patel	331615	1.47	0	0.00	0.00	0	0	0	1.47
5	Hasmukhbhai D Patel	287669	1.27	0	0.00	0.00	0	0	0	1.27
6	Punjabhai Motibhai Patel	255980	1.13	0	0.00	0.00	0	0	0	1.13
7	Bhogibhai B. Patel	242299	1.07	0	0.00	0.00	0	0	0	1.07
8	Hinaben Kamleshbhai Patel	216150	0.96	0	0.00	0.00	0	0	0	0.96
9	Dipakbhai Danjibhai Patel	216000	0.96	0	0.00	0.00	0	0	0	0.96
10	Kamleshbhai Bhagubhai Patel (HUF)	211400	0.94	0	0.00	0.00	0	0	0	0.94
11	Jivabhai Jeebhabhai Patel (HUF)	149600	0.66	0	0.00	0.00	0	0	0	0.66
12	Sureshbhai Jivabhai Patel (HUF)	148036	0.66	0	0.00	0.00	0	0	0	0.66
13	Bhagubhai Punjabhai Patel	133700	0.59	0	0.00	0.00	0	0	0	0.59
14	Bhagubhai Punjabhai Patel (HUF)	127700	0.57	0	0.00	0.00	0	0	0	0.57
15	Bhikhabhai Kodarbhai Patel	126710	0.56	0	0.00	0.00	0	0	0	0.56
16	Danjibhai Parsurambhai Patel	123700	0.55	0	0.00	0.00	0	0	0	0.55
17	Bhanuben Mukeshbhai Patel	121600	0.54	0	0.00	0.00	0	0	0	0.54
18	Chhavaben Sureshbhai Patel	108107	0.48	0	0.00	0.00	0	0	0	0.48
19	Mukeshbhai Jivabhai Patel (HUF)	91210	0.40	0	0.00	0.00	0	0	0	0.40
20	Hiraben Bhogibhai Patel	72760	0.32	0	0.00	0.00	0	0	0	0.32
21	Dinraben Bhogibhai Patel	68340	0.30	0	0.00	0.00	0	0	0	0.30
22	Giraben Rameshbhai Patel	43936	0.19	0	0.00	0.00	0	0	0	0.19



23	Vinaben H Patel	33850	0.16	0	0.00	0.00	0	0	0	0	0	0.16
24	Bhugibhai B. Patel (HUF)	34700	0.15	0	0.00	0.00	0	0	0	0	0	0.15
25	Ushaben D. Patel	24731	0.11	0	0.00	0.00	0	0	0	0	0	0.11
26	Chandrikaben Danajibhai Patel	12365	0.05	0	0.00	0.00	0	0	0	0	0	0.05
27	Dipakbbhai D Patel	11300	0.05	0	0.00	0.00	0	0	0	0	0	0.05
TOTAL		8472608	37.52	0	0.00	0.00	0	0	0	0	0	37.52

(*) The term "encumbrance" has the same meaning as assigned to it in regulation 28(3) of the SAST Regulations, 2011




(D)(c)(f) Statement showing holding of securities (including shares, warrants, convertible securities) of persons belonging to the category "Public" and holding more than 1% of the total number of shares

Sr. No.	Name of the shareholder	Number of shares held	Shares as a percentage of total number of shares {i.e., Grand Total (A)+(B)+(C) indicated in Statement at para (D)(a) above}	Details of warrants		Details of convertible securities		Total shares (including underlying shares assuming full conversion of warrants and convertible securities) as a % of diluted share capital
				Number of warrants held	As a % total number of warrants of the same class	Number of convertible securities held	% w.r.t total number of convertible securities of the same class	
1	Orange Mauritius Investments Ltd.	823973	3.65	0	0	0	0	3.65
2	Asian Overseas Ltd.	695290	3.08	0	0	0	0	3.08
3	Jayantibhai Madhabhai Patel	510739	2.26	0	0	0	0	2.26
4	Vinodbhai Lalabhai Patel	505889	2.24					2.24
5	Nidhi Securities Ltd.	419462	1.86	0	0	0	0	1.86
6	Pandian Ilangovan	390000	1.73					1.73
-	Dolly Khanna	382454	1.69	0	0	0	0	1.69
8	Bhikhabhai Valjibhai Patel	285226	1.26	0	0	0	0	1.26
9	Artistique Ceramics Pvt. Ltd.	266535	1.18	0	0	0	0	1.18
10	Ramjibhai Purshotambhai Patel	262011	1.16	0	0	0	0	1.16
11	Cheri Ceramics Pvt. Ltd.	255000	1.13	0	0	0	0	1.13
TOTAL		4796579	21.24	0	0	0	0	21.24



(D)(c)(ii) Statement showing holding of securities (including shares, warrants, convertible securities) of persons (together with PAC) belonging to the category "Public" and holding more than 5% of the total number of shares of the company

Sr. No.	Name(s) of the shareholder(s) and the Persons Acting in Concert (PAC) with them	Number of shares	Shares as a percentage of total number of shares {i.e., Grand Total (A)+(B)+(C) indicated in Statement at para (I)(a) above}	Details of warrants		Details of convertible securities		Total shares (including underlying shares assuming full conversion of warrants and convertible securities) as a % of diluted share capital
				Number of warrants	As a % total number of warrants of the same class	Number of convertible securities held	% v.r.t total number of convertible securities of the same class	
				0	0		0	0
TOTAL		0		0	0	0	0	0




(D)(d) Statement showing details of locked-in shares

Sr. No.	Name of the shareholder	Number of locked-in shares	Locked-in shares as a percentage of total number of shares {i.e., Grand Total (A)+(B)+(C) indicated in Statement at para (D)(a) above}
1	Kamlesh Bhagubhai Patel	550000	2.44
2	Mukeshbhai Jivabhai Patel	550000	2.44
TOTAL		1100000	4.87



(II)(a) Statement showing details of Depository Receipts (DRs)

Sr. No.	Type of outstanding DR (ADRs, GDRs, SDRs, etc.)	Number of outstanding DRs	Number of shares underlying outstanding DRs	Shares underlying outstanding DRs as a percentage of total number of shares {i.e., Grand Total (A)+(B)+(C) indicated in Statement at para (D)(a) above}
1	0	0	0	0.00
TOTAL		0	0	0.00



(II)(b) Statement showing holding of Depository Receipts (DRs), where underlying shares held by "promoter/promoter group" are in excess of 1% of the total number of shares

Sr. No.	Name of the DR Holder	Type of outstanding DR (ADRs, GDRs, SDRs, etc.)	Number of shares underlying outstanding DRs	Shares underlying outstanding DRs as a percentage of total number of shares {i.e., Grand Total (A)+(B)+(C) indicated in Statement at para (I)(a) above}
1		0	0	0.00
TOTAL		0	0	0.00