



<b>I (a) Statement showing Shareholding Pattern</b>			
<b>Name of the Company : Asahi India Glass Limited</b>			
<b>Scrip Code : ASAHIINDIA</b>		<b>Class of Security : Equity</b>	
<b>Quarter ended : 30th September, 2014</b>			
<b>Partly Paid-up shares</b>	<b>No. of Partly Paid-up shares</b>	<b>As a percentage of total no. of partly paid-up shares</b>	<b>As a percentage of total no. of shares of the Company</b>
Held by promoter / promoter group	0	0	0
Held by public	0	0	0
<b>Total</b>	<b>0</b>	<b>0</b>	<b>0</b>
<b>Outstanding convertible securities</b>	<b>No. of outstanding securities</b>	<b>As a percentage of total no. of outstanding convertible securities</b>	<b>As a percentage of total no. of shares of the Company, assuming full conversion of the convertible securities</b>
Held by promoter / promoter group	0	0	0
Held by public	0	0	0
<b>Total</b>	<b>0</b>	<b>0</b>	<b>0</b>
<b>Warrants</b>	<b>No. of warrants</b>	<b>As a percentage of total no. of warrants</b>	<b>As a percentage of total no. of shares of the Company, assuming full conversion of warrants</b>
Held by promoter / promoter group	0	0	0
Held by public	0	0	0
<b>Total</b>	<b>0</b>	<b>0</b>	<b>0</b>
<b>Total paid-up capital of the company, assuming full conversion of warrants and convertible securities</b>			

243089931



*Sanatir*

Statement Showing Shareholding Pattern										
(I)(a)	ASAHI INDIA GLASS LTD.									
	Name of the Company :	ASAHIINDIA								
Category code (I)	Category of Shareholder (II)	Number of Shareholders (III)	Total number of shares (IV)	Number of shares held in dematerialized form (V)	30 th September, 2014		30th September, 2014			
					As a percentage of(A+B) (VI)	As a percentage of (A+B+C) (VII)	No. of shares pledged	No. of shares encumbered	Total (VIII)	As a percentage (IX)= (VIII)/(IV)*100
(A)	Shareholding of Promoter and Promoter Group <sup>2</sup>									
1	Indian									
(a)	Individuals/ Hindu Undivided Family	40	43412099	43411725	17.86	17.86	3549000	15850000	19399000	44.69
(b)	Central Government/ State Government(s)	0	0	0	0.00	0.00	0	0	0	0.00
(c)	Bodies Corporate	3	31312713	31312713	12.88	12.88	0	0	0	0.00
(d)	Financial Institutions/ Banks	0	0	0	0.00	0.00	0	0	0	0.00
(e)	Any Others	0	0	0	0.00	0.00	0	0	0	0.00
(e-i)		0	0	0	0.00	0.00	0	0	0	0.00
(e-ii)		0	0	0	0.00	0.00	0	0	0	0.00
	Sub Total(A)(1)	43	74724812	74724438	30.74	30.74	3549000	15850000	19399000	25.96
2	Foreign									
a	Individuals (Associates of Labroo Family) (Non-Residents Individuals/ Foreign Individuals)	6	3453000	253000	1.42	1.42	0	0	0	0.00
b	Bodies Corporate	1	53990400	53990400	22.21	22.21	0	0	0	0.00
c	Institutions	0	0	0	0.00	0.00	0	0	0	0.00
d	Qualified Foreign Investor	0	0	0	0.00	0.00	0	0	0	0.00
e	Any Others (Specify)	0	0	0	0.00	0.00	0	0	0	0.00
e-i		0	0	0	0.00	0.00	0	0	0	0.00
e-ii		0	0	0	0.00	0.00	0	0	0	0.00
	Sub Total(A)(2)	7	57443400	54243400	23.63	23.63	0	0	0	0.00
	Total Shareholding of Promoter and Promoter Group (A)= (A)(1)+(A)(2)	50	132168212	128967838	54.37	54.37	3549000	15850000	19399000	14.68
(B)	Public shareholding									
1	Institutions						N.A.	N.A.	N.A.	N.A.
(a)	Mutual Funds/ UTI	25	64098	53250	0.03	0.03				
(b)	Financial Institutions/ Banks	17	25677	19383	0.01	0.01				
(c)	Central Government/ State Government(s)	0	0	0	0.00	0.00				
(d)	Venture Capital Funds	0	0	0	0.00	0.00				
(e)	Insurance Companies	0	0	0	0.00	0.00				
(f)	Foreign Institutional Investors	6	1038921	1038771	0.43	0.43				
(g)	Foreign Venture Capital Investors	0	0	0	0.00	0.00				
(h)	Qualified Foreign Investor	0	0	0	0.00	0.00	N.A.	N.A.	N.A.	N.A.
(i)	Any Others ( Foreign Banks)	1	2024	2024	0.00	0.00				
(i-i)	Trusts	0	0	0	0.00	0.00				
(i-ii)		0	0	0	0.00	0.00				
	Sub-Total (B)(1)	49	1130720	1113428	0.47	0.47				
B 2	Non-institutions						N.A.	N.A.	N.A.	N.A.
(a)	Bodies Corporate	720	27128316	27009920	11.16	11.16				
(b)	Individuals									
I	Individuals - i. Individual shareholders holding nominal share capital up to Rs 1 lakh	51430	20531441	16594610	8.45	8.45				
II	ii. Individual shareholders holding nominal share capital in excess of Rs. 1 lakh.	56	58455845	58455845	24.05	24.05				
(c)	Qualified Foreign Investor	0	0	0	0.00	0.00				
	Any Other									
(d-i)	Director & Relatives ( Not in control of the Company)	5	338480	338480	0.14	0.14				
(d-ii)	Trusts	5	1074	1074	0.00	0.00				
(d-iii)	NRI's/ OCB	198	3335843	2294494	1.37	1.37				
	Sub-Total (B)(2)	52414	109790999	104694423	45.16	45.16				
(B)	Total Public Shareholding (B)= (B)(1)+(B)(2)	52463	110921719	105807851	45.63	45.63				
	TOTAL (A)+(B)	52513	243089931	234775689	100	100	3549000	15850000	19399000	7.98
(C)	Shares held by Custodians and against which Depository Receipts have been issued	0	0	0	0.00	0.00	N.A.	N.A.	N.A.	N.A.
	GRAND TOTAL (A)+(B)+(C)	52513	243089931	234775689	100	100	3549000	15850000	19399000	7.98




## (D)(b) Statement showing holding of securities (including shares, warrants, convertible securities) of persons belonging to the category "Promoter and Promoter Group"

Sr. No.	Name of the shareholder	Details of Shares held		Encumbered shares			Details of warrants		Details of convertible securities		Total shares (including underlying shares assuming full conversion of warrants and convertible securities) as a % of diluted share capital
		Number of shares held	As a % of grand total (A)+(B)+(C)	No.	As a percentage	As a % of grand total (A)+(B)+(C) of sub-clause (i)(a)	Number of warrants held	As a % total number of warrants of the same class	Number of convertible securities held	As a % total number of convertible securities of the same class	
(I)	(II)	(III)	(IV)	(V)	(VI)=(V)/(III)*100	(VII)	(VIII)	(IX)	(X)	(XI)	(XII)
1	B M LABROO	13783920	5.67	12900000	93.59	5.31	0	0	0	0	0
2	SANJAY LABROO	15184732	6.25	6450000	42.48	2.65	0	0	0	0	0
3	RELATIVES AND ASSOCIATES OF MR. B M LABROO AND MR. SANJAY LABROO*	22213960	9.14	49000	0.22	0.02	0	0	0	0	0
4	MARUTI SUZUKI INDIA LIMITED	26995200	11.11	0	0	0.00	0	0	0	0	0
5	ASAHU GLASS CO.LTD	53990400	22.21	0	0	0.00	0	0	0	0	0
	<b>TOTAL</b>	<b>132168212</b>	<b>54.37</b>	<b>19399000</b>	<b>14.68</b>	<b>7.98</b>	<b>0</b>	<b>0</b>	<b>0</b>	<b>0</b>	<b>0</b>
<b>*SHAREHOLDING DETAILS OF RELATIVES AND ASSOCIATES OF MR. B.M.LABROO AND MR.SANJAY LABROO</b>											
1	AJAY LABROO	320674	0.13	0	0	0.00	0	0	0	0	0
2	ANEESHA LABROO	291086	0.12	0	0	0.00	0	0	0	0	0
3	KANTA LABROO	26000	0.01	0	0	0.00	0	0	0	0	0
4	KESHUB MAHINDRA	1941546	0.80	0	0	0.00	0	0	0	0	0
5	LEENA S LABROO	2065181	0.85	0	0	0.00	0	0	0	0	0
6	NISHEETA LABROO	367086	0.15	0	0	0.00	0	0	0	0	0
7	SUDHA K MAHINDRA	307040	0.13	0	0	0.00	0	0	0	0	0
8	ANAND GOPAL MAHINDRA	3333486	1.37	0	0	0.00	0	0	0	0	0
9	UMA R MALHOTRA	282719	0.12	0	0	0.00	0	0	0	0	0
10	YUTHICA KESHUB MAHINDRA	96000	0.04	0	0	0.00	0	0	0	0	0
11	TANYA KUMAR	63000	0.03	0	0	0.00	0	0	0	0	0
12	SAMIR KUMAR	37000	0.02	0	0	0.00	0	0	0	0	0
13	ANIL MONGA	80000	0.03	0	0	0.00	0	0	0	0	0
14	ASHOK KANHAYALAL MONGA	80000	0.03	0	0	0.00	0	0	0	0	0
15	CHAND RANI MONGA	80000	0.03	0	0	0.00	0	0	0	0	0
16	K L MONGA	160000	0.07	0	0	0.00	0	0	0	0	0
17	KAPOOR CHAND GUPTA	1750	0.00	0	0	0.00	0	0	0	0	0
18	M LAKSHMI	64000	0.03	0	0	0.00	0	0	0	0	0
19	M N CHAITANYA	88800	0.03	0	0	0.00	0	0	0	0	0
20	PRAVEEN KUMAR TIKU	40000	0.02	0	0	0.00	0	0	0	0	0
21	KRISHNA C TIKU	186189	0.08	0	0	0.00	0	0	0	0	0
22	SUNDIP KUMAR	316160	0.13	0	0	0.00	0	0	0	0	0
23	SANJAYA KUMAR	267520	0.11	0	0	0.00	0	0	0	0	0
24	SATYA NAND	364800	0.15	0	0	0.00	0	0	0	0	0
25	SUNITA MONGA	40000	0.02	0	0	0.00	0	0	0	0	0
26	V D NANDA KUMAR	55314	0.02	0	0	0.00	0	0	0	0	0
27	DR MANJULA MILIND PISHAWIKAR	97600	0.04	0	0	0.00	0	0	0	0	0
28	MALATHI RAGHUNAND	306423	0.13	0	0	0.00	0	0	0	0	0
29	TARUN R TAHILIANI	630148	0.26	0	0	0.00	0	0	0	0	0
30	ABHINAV AGARWAL	196800	0.08	0	0	0.00	0	0	0	0	0
31	BHARAT ROY KAPUR	608000	0.25	0	0	0.00	0	0	0	0	0
32	DINESH KUMAR AGGARWAL	211640	0.09	49000	23.15	0.02	0	0	0	0	0
33	PARAS RAM	129900	0.05	0	0	0.00	0	0	0	0	0
34	PRADEEP BENIWAL	800000	0.33	0	0	0.00	0	0	0	0	0
35	RIVA AGARWAL	196800	0.08	0	0	0.00	0	0	0	0	0
36	SABINA AGARWAL	262400	0.11	0	0	0.00	0	0	0	0	0
37	SUSHMA AGGARWAL	180000	0.07	0	0	0.00	0	0	0	0	0
38	SHASHI PALAMAND	1600000	0.66	0	0	0.00	0	0	0	0	0
39	SURYANARAYANA RAO PALAMAND	1600000	0.66	0	0	0.00	0	0	0	0	0
40	DARYAO SINGH	16000	0.01	0	0	0.00	0	0	0	0	0
41	ASHOK KAPUR	40170	0.02	0	0	0.00	0	0	0	0	0
42	RAJEEV KHANNA	18240	0.01	0	0	0.00	0	0	0	0	0
43	BHUPINDER SINGH KANWAR	41375	0.02	0	0	0.00	0	0	0	0	0
44	PADMA N RAO	25600	0.01	0	0	0.00	0	0	0	0	0
45	ESSEL MARKETING (P) LTD	4026889	1.66	0	0.00	0.00	0	0	0	0	0
46	RAJEEV KHANNA TRADELINKS LLP.	290624	0.12	0	0	0.00	0	0	0	0	0
	<b>Total</b>	<b>22213960</b>	<b>9.14</b>	<b>49000</b>	<b>0.22</b>	<b>0.02</b>					




*Sanjay*

Statement showing holding of securities (including shares, warrants, convertible securities) of persons belonging to the category "Public" and holding more than 1% of the total number of shares								
Sr. No.	Name of the shareholder	Number of shares held	Shares as a percentage of total number of shares (i.e., Grand Total (A)+(B)+(C) indicated in Statement at para (I)(a) above)	Details of warrants		Details of convertible securities		Total shares (including underlying shares assuming full conversion of warrants and convertible securities) as a % of diluted share capital
				Number of warrants held	As a % total number of warrants of the same class	Number of convertible securities held	% w.r.t total number of convertible securities of the same class	
1	NEMISH S SHAH	11,119,635	4.57	0	0	0	0	0
2	GAGANDEEP CREDIT CAPITAL PRIVATE LIMITED	7,800,000	3.21	0	0	0	0	0
3	HITEN ANANTRAI SHETH	6,000,000	2.47	0	0	0	0	0
4	SUDARSHAN SECURITIES PRIVATE LIMITED	5,158,248	2.12	0	0	0	0	0
5	MAYANK JASHWANTLAL SHAH	5,071,000	2.09	0	0	0	0	0
6	ANUJ ANANTRAI SHETH	4,252,813	1.75	0	0	0	0	0
	<b>TOTAL</b>	<b>39,401,696</b>	<b>16.21</b>	<b>0</b>	<b>0</b>	<b>0</b>	<b>0</b>	<b>0</b>




Statement showing holding of securities (including shares, warrants, convertible securities) of persons (together with PAC) belonging to the category "Public" and holding more than 5% of the total number of shares of the company								
Sr. No.	Name(s) of the shareholder(s) and the Persons Acting in Concert (PAC) with them	Number of shares	Shares as a percentage of total number of shares (i.e., Grand Total (A)+(B)+(C) indicated in Statement at para (I)(a) above)	Details of warrants		Details of convertible securities		Total shares (including underlying shares assuming full conversion of warrants and convertible securities) as a % of diluted share capital
				Number of warrants	As a % total number of warrants of the same class	Number of convertible securities held	% w.r.t total number of convertible securities of the same class	
1	NIL	NIL	Nil	Nil	Nil	Nil	Nil	Nil
<b>TOTAL</b>		<b>0</b>	<b>0.00</b>	<b>0</b>	<b>0</b>	<b>0</b>	<b>0</b>	<b>0</b>




(I)(d) Statement showing details of locked-in shares

Sr. No.	Name of the shareholder	Number of locked-in shares	Locked-in shares as a percentage of total number of shares (i.e., Grand Total (A)+(B)+(C) indicated in Statement at para (I)(a) above)	Promoter/ Promoter Group/ Public
1	NIL	NIL	Nil	Nil
<b>TOTAL</b>		<b>0</b>	<b>0</b>	<b>0</b>



**(II)(a) Statement showing details of Depository Receipts (DRs)**

Sr. No.	Type of outstanding DR (ADRs, GDRs, SDRs, etc.)	Number of outstanding DRs	Number of shares underlying outstanding DRs	Shares underlying outstanding DRs as a percentage of total number of shares {i.e., Grand Total (A)+(B)+(C) indicated in Statement at para (I)(a) above}
1	NIL	NIL	NIL	NIL
<b>TOTAL</b>		<b>0</b>	<b>0</b>	<b>0.00</b>



**(II)(b) Statement showing Holding of Depository Receipts (DRs), where underlying shares are in excess of 1% of the total number of shares**

Sr. No.	Name of the DR Holder	Type of outstanding DR (ADRs, GDRs, SDRs, etc.)	Number of shares underlying outstanding DRs	Shares underlying outstanding DRs as a percentage of total number of shares {i.e., Grand Total (A)+(B)+(C) indicated in Statement at para (I)(a) above}
1	NIL	NIL	NIL	NIL
<b>TOTAL</b>			<b>0</b>	<b>0.00</b>

