


I (a) Statement showing Shareholding Pattern			
Name of the Company : Asahi India Glass Limited			
Scrip Code : ASAHIINDIA		Class of Security : Equity	
Quarter ended : 31st March, 2015			
Partly Paid-up shares	No. of Partly Paid-up shares	As a percentage of total no. of partly paid-up shares	As a percentage of total no. of shares of the Company
Held by promoter / promoter group	0	0	0
Held by public	0	0	0
Total	0	0	0
Outstanding convertible securities	No. of outstanding securities	As a percentage of total no. of outstanding convertible securities	As a percentage of total no. of shares of the Company, assuming full conversion of the convertible securities
Held by promoter / promoter group	0	0	0
Held by public	0	0	0
Total	0	0	0
Warrants	No. of warrants	As a percentage of total no. of warrants	As a percentage of total no. of shares of the Company, assuming full conversion of warrants
Held by promoter / promoter group	0	0	0
Held by public	0	0	0
Total	0	0	0
Total paid-up capital of the company, assuming full conversion of warrants and convertible securities			

243089931




Statement Showing Shareholding Pattern										
(I)(a)	Name of the Company :		ASAHI INDIA GLASS LTD.							
	Scrip Code :		ASAHIINDIA		Quarter Ended :		31 st March, 2015		31 st March, 2015	
Category code (I)	Category of Shareholder (II)	Number of Shareholders (III)	Total number of shares (IV)	Number of shares held in dematerialized form (V)	Total shareholding as a percentage of total number of shares		No. of shares pledged	No. of shares encumbered	Total (VIII)	As a percentage (IX) = (VIII)/(IV)*100
					As a percentage of (A+B) (VI)	As a percentage of (A+B+C) (VII)				
(A)	Shareholding of Promoter and Promoter Group ¹									
1	Indian									
(a)	Individuals/ Hindu Undivided Family	40	43531388	43531014	17.91	17.91	4884000	7578000	12462000	28.63
(b)	Central Government/ State Government(s)	0	0	0	0.00	0.00	0	0	0	0.00
(c)	Bodies Corporate	3	31312713	31312713	12.88	12.88	0	0	0	0.00
(d)	Financial Institutions/ Banks	0	0	0	0.00	0.00	0	0	0	0.00
(e)	Any Others	0	0	0	0.00	0.00	0	0	0	0.00
(e-i)		0	0	0	0.00	0.00	0	0	0	0.00
(e-ii)		0	0	0	0.00	0.00	0	0	0	0.00
	Sub Total(A)(1)	43	74844101	74843727	30.79	30.79	4884000	7578000	12462000	16.65
2	Foreign									
a	Individuals (Associates of Labroo Family) (Non-Residents Individuals/ Foreign Individuals)	6	3434500	234500	1.41	1.41	0	0	0	0.00
b	Bodies Corporate	1	53990400	53990400	22.21	22.21	0	0	0	0.00
c	Institutions	0	0	0	0.00	0.00	0	0	0	0.00
d	Qualified Foreign Investor	0	0	0	0.00	0.00	0	0	0	0.00
e	Any Others (Specify)	0	0	0	0.00	0.00	0	0	0	0.00
e-i		0	0	0	0.00	0.00	0	0	0	0.00
e-ii		0	0	0	0.00	0.00	0	0	0	0.00
	Sub Total(A)(2)	7	57424900	54224900	23.62	23.62	0	0	0	0.00
	Total Shareholding of Promoter and Promoter Group (A) = (A)(1)+(A)(2)	50	132269001	129068627	54.41	54.41	4884000	7578000	12462000	9.42
(B)	Public shareholding									
1	Institutions									
(a)	Mutual Funds/ UTI	28	1248439	1237591	0.51	0.51	N.A.	N.A.	N.A.	N.A.
(b)	Financial Institutions/ Banks	18	49454	43160	0.02	0.02	0	0	0	0.00
(c)	Central Government/ State Government(s)	0	0	0	0.00	0.00	0	0	0	0.00
(d)	Venture Capital Funds	0	0	0	0.00	0.00	0	0	0	0.00
(e)	Insurance Companies	0	0	0	0.00	0.00	0	0	0	0.00
(f)	Foreign Institutional Investors	7	1655000	1654850	0.68	0.68	0	0	0	0.00
(g)	Foreign Venture Capital Investors	0	0	0	0.00	0.00	0	0	0	0.00
(h)	Qualified Foreign Investor	0	0	0	0.00	0.00	0	0	0	0.00
(i)	Any Others (Foreign Banks)	1	2024	2024	0.00	0.00	N.A.	N.A.	N.A.	N.A.
(i-i)	Trusts	0	0	0	0.00	0.00	0	0	0	0.00
(i-ii)		0	0	0	0.00	0.00	0	0	0	0.00
	Sub-Total (B)(1)	54	2954917	2937625	1.22	1.22				
B 2	Non-institutions									
(a)	Bodies Corporate	629	26231860	26113538	10.79	10.79	N.A.	N.A.	N.A.	N.A.
(b)	Individuals									
I	Individuals -i Individual shareholders holding nominal share capital up to Rs 1 lakh	50314	19655681	15800877	8.09	8.09				
II	ii Individual shareholders holding nominal share capital in excess of Rs. 1 lakh	58	58441139	58441139	24.04	24.04				
(c)	Qualified Foreign Investor	0	0	0	0.00	0.00				
	Any Other									
(d-i)	Director & Relatives (Not in control of the Company)	5	338480	338480	0.14	0.14				
(d-ii)	Trusts	6	3074	3074	0.00	0.00				
(d-iii)	NRI's/ OCB	199	3195779	2154430	1.31	1.31				
	Sub-Total (B)(2)	51211	107866013	102851538	44.37	44.37				
(B)	Total Public Shareholding (B) = (B)(1)+(B)(2)	51265	110820930	105789163	45.59	45.59				
	TOTAL (A)+(B)	51315	243089931	234857790	100	100	4884000	7578000	12462000	5.13
(C)	Shares held by Custodians and against which Depository Receipts have been issued	0	0	0	0.00	0.00	N.A.	N.A.	N.A.	N.A.
	GRAND TOTAL (A)+(B)+(C)	51315	243089931	234857790	100	100	4884000	7578000	12462000	5.13



Sanatir

(I)(b) Statement showing holding of securities (including shares, warrants, convertible securities) of persons belonging to the category "Promoter and Promoter Group"


Sr. No.	Name of the shareholder	Details of Shares held		Encumbered shares			Details of warrants		Details of convertible securities		Total shares (including underlying shares assuming full conversion of warrants and convertible securities) as a % of diluted share capital
		Number of shares held	As a % of grand total (A)+(B)+(C)	No.	As a percentage	As a % of grand total (A)+(B)+(C) of sub-clause (I)(a)	Number of warrants held	As a % total number of warrants of the same class	Number of convertible securities held	As a % total number of convertible securities of the same class	
(I)	(II)	(III)	(IV)	(V)	(VI)=(V)/(III)*100	(VII)	(VIII)	(IX)	(X)	(XI)	(XII)
1	B M LABROO	13783920	5.67	6726000	48.80	2.77	0	0	0	0	0
2	SANJAY LABROO	15476121	6.37	5712000	36.91	2.35	0	0	0	0	0
3	RELATIVES AND ASSOCIATES OF MR B M LABROO AND MR SANJAY LABROO*	22023360	9.06	24000	0.11	0.01	0	0	0	0	0
4	MARUTI SUZUKI INDIA LIMITED	26995200	11.11	0	0	0.00	0	0	0	0	0
5	ASAHI GLASS CO LTD.	53990400	22.21	0	0	0.00	0	0	0	0	0
	TOTAL	132269001	54.41	12462000	9.42	5.13	0	0	0	0	0
*SHAREHOLDING DETAILS OF RELATIVES AND ASSOCIATES OF MR. B.M.LABROO AND MR.SANJAY LABROO											
1	AJAY LABROO	320674	0.13	0	0	0.00	0	0	0	0	0
2	ANEESHA LABROO	291086	0.12	0	0	0.00	0	0	0	0	0
3	KANTA LABROO	26000	0.01	0	0	0.00	0	0	0	0	0
4	KESHUB MAHINDRA	1941546	0.80	0	0	0.00	0	0	0	0	0
5	LEENA S LABROO	2065181	0.85	0	0	0.00	0	0	0	0	0
6	NISHEETA LABROO	367086	0.15	0	0	0.00	0	0	0	0	0
7	SUDHA K MAHINDRA	307040	0.13	0	0	0.00	0	0	0	0	0
8	ANAND GOPAL MAHINDRA	3333486	1.37	0	0	0.00	0	0	0	0	0
9	UMA R MALHOTRA	282719	0.12	0	0	0.00	0	0	0	0	0
10	YUTHICA KESHUB MAHINDRA	96000	0.04	0	0	0.00	0	0	0	0	0
11	TANYA KUMAR	63000	0.03	0	0	0.00	0	0	0	0	0
12	SAMIR KUMAR	18500	0.01	0	0	0.00	0	0	0	0	0
13	ANIL MONGA	80000	0.03	0	0	0.00	0	0	0	0	0
14	ASHOK KANHAYALAL MONGA	80000	0.03	0	0	0.00	0	0	0	0	0
15	CHAND RANI MONGA	80000	0.03	0	0	0.00	0	0	0	0	0
16	K L MONGA	160000	0.07	0	0	0.00	0	0	0	0	0
17	KAPOOR CHAND GUPTA	1750	0.00	0	0	0.00	0	0	0	0	0
18	M LAKSHMI	64000	0.03	0	0	0.00	0	0	0	0	0
19	M N CHAITANYA	50800	0.02	0	0	0.00	0	0	0	0	0
20	PRAVEEN KUMAR TIKU	40000	0.02	0	0	0.00	0	0	0	0	0
21	KRISHNA C TIKU	186189	0.08	0	0	0.00	0	0	0	0	0
22	SUNDIP KUMAR	316160	0.13	0	0	0.00	0	0	0	0	0
23	SANJAYA KUMAR	267520	0.11	0	0	0.00	0	0	0	0	0
24	SATYA NAND	364800	0.15	0	0	0.00	0	0	0	0	0
25	SUNITA MONGA	40000	0.02	0	0	0.00	0	0	0	0	0
26	V D NANDA KUMAR	55314	0.02	0	0	0.00	0	0	0	0	0
27	DR MANJULA MILIND PISHAWIKAR	97600	0.04	0	0	0.00	0	0	0	0	0
28	MALATHI RAGHUNAND	306423	0.13	0	0	0.00	0	0	0	0	0
29	TARUN R TAHILIANI	630148	0.26	0	0	0.00	0	0	0	0	0
30	ABHINAV AGARWAL	155700	0.06	0	0	0.00	0	0	0	0	0
31	BHARAT ROY KAPUR	608000	0.25	0	0	0.00	0	0	0	0	0
32	DINESH KUMAR AGGARWAL	201640	0.08	24000	11.90	0.01	0	0	0	0	0
33	PARAS RAM	119900	0.05	0	0	0.00	0	0	0	0	0
34	PRADEEP BENTWAL	800000	0.33	0	0	0.00	0	0	0	0	0
35	RIVA AGARWAL	156800	0.06	0	0	0.00	0	0	0	0	0
36	SABINA AGARWAL	222400	0.09	0	0	0.00	0	0	0	0	0
37	SUSHMA AGGARWAL	170000	0.07	0	0	0.00	0	0	0	0	0
38	SHASHI PALAMAND	1600000	0.66	0	0	0.00	0	0	0	0	0
39	SURYANARAYANA RAO PALAMAND	1600000	0.66	0	0	0.00	0	0	0	0	0
40	DARYAO SINGH	13000	0.01	0	0	0.00	0	0	0	0	0
41	ASHOK KAPUR	40170	0.02	0	0	0.00	0	0	0	0	0
42	RAJEEV KHANNA	18240	0.01	0	0	0.00	0	0	0	0	0
43	BHUPINDER SINGH KANWAR	41375	0.02	0	0	0.00	0	0	0	0	0
44	PADMA N RAO	25600	0.01	0	0	0.00	0	0	0	0	0
45	ESSEL MARKETING (P) LTD	4026889	1.66	0	0.00	0.00	0	0	0	0	0
46	RAJEEV KHANNA TRADELINKS LLP	290624	0.12	0	0	0.00	0	0	0	0	0
	Total	22023360	9.06	24000	0.11	0.01					



Statement showing holding of securities (including shares, warrants, convertible securities) of persons belonging to the category "Public" and holding more than 1% of the total number of shares								
Sr. No.	Name of the shareholder	Number of shares held	Shares as a percentage of total number of shares (i.e., Grand Total (A)+(B)+(C) indicated in Statement at para (I)(a) above)	Details of warrants		Details of convertible securities		Total shares (including underlying shares of warrants and convertible securities) as a % of diluted share capital
				Number of warrants held	As a % total number of warrants of the same class	Number of convertible securities held	% w.r.t total number of convertible securities of the same class	
1	NEMISH S SHAH	11,119,635	4.57	0	0	0	0	0
2	GAGANDEEP CREDIT CAPITAL PRIVATE LIMITED	7,800,000	3.21	0	0	0	0	0
3	HITEN ANANTRAI SHETH	6,000,000	2.47	0	0	0	0	0
4	SUDARSHAN SECURITIES PRIVATE LIMITED	5,158,248	2.12	0	0	0	0	0
5	MAYANK JASHWANTLAL SHAH	5,071,000	2.09	0	0	0	0	0
6	ANUJ ANANTRAI SHETH	4,252,813	1.75	0	0	0	0	0
7	ANVIL SHARE & STOCK BROKING PVT. LTD	2,432,604	1.00					
	TOTAL	41,834,300	17.21	0	0	0	0	0



Statement showing holding of securities (including shares, warrants, convertible securities) of persons (together with PAC) belonging to the category "Public" and holding more than 5% of the total number of shares of the company								
Sr. No.	Name(s) of the shareholder(s) and the Persons Acting in Concert (PAC) with them	Number of shares	Shares as a percentage of total number of shares (i.e., Grand Total (A)+(B)+(C) indicated in Statement at para (f)(a) above)	Details of warrants		Details of convertible securities		Total shares (including underlying shares assuming full conversion of warrants and convertible securities) as a % of diluted share capital
				Number of warrants	As a % total number of warrants of the same class	Number of convertible securities held	% w.r.t total number of convertible securities of the same class	
1	NIL	NIL	Nil	Nil	Nil	Nil	Nil	Nil
TOTAL		0	0.00	0	0	0	0	0



(I)(d) Statement showing details of locked-in shares

Sr. No.	Name of the shareholder	Number of locked-in shares	Locked-in shares as a percentage of total number of shares (i.e., Grand Total (A)+(B)+(C) indicated in Statement at para (I)(a) above)	Promoter/ Promoter Group/ Public
1	NIL	NIL	Nil	Nil
TOTAL		0	0	0



Signature

(II)(a) Statement showing details of Depository Receipts (DRs)

Sr. No.	Type of outstanding DR (ADRs, GDRs, SDRs, etc.)	Number of outstanding DRs	Number of shares underlying outstanding DRs	Shares underlying outstanding DRs as a percentage of total number of shares {i.e., Grand Total (A)+(B)+(C) indicated in Statement at para (I)(a) above}
1	NIL	NIL	NIL	NIL
TOTAL		0	0	0.00



Sanjay

(II)(b) **Statement showing Holding of Depository Receipts (DRs), where underlying shares are in excess of 1% of the total number of shares**

Sr. No.	Name of the DR Holder	Type of outstanding DR (ADRs, GDRs, SDRs, etc.)	Number of shares underlying outstanding DRs	Shares underlying outstanding DRs as a percentage of total number of shares {i.e., Grand Total (A)+(B)+(C) indicated in Statement at para (I)(a) above}
1	NIL	NIL	NIL	NIL
TOTAL			0	0.00

