



ARVIND REMEDIES LTD

Ref: ARL/2013-14/BSE/Comp

April 12, 2014

BSE Ltd
Department of Corporate Affairs,
Floor 25, P J Towers,
Dalal Street,
Mumbai-400001

Dear Sirs,

Scrip Code: 531823

Sub: Shareholding Pattern for the Quarter ended 31-03-2014

With reference to the above mentioned subject, please find herewith the Shareholding Pattern for the quarter ended 31st March 2014 as per Clause 35 of the Listing Agreement.

Kindly take the same on records.

Thanking you


Yours Faithfully
For Arvind Remedies Ltd

Krishnam
Company Secretary
Encl: a/a



Introductory sub-table (I)(a)

Name of the Company: Arvind Remedies Ltd			
Scrip Code, Name of the scrip, class of security: Equity			
Quarter ended: 31-March 2014			
Partly paid-up shares:-	No. of partly paid-up shares	As a % of total no. of partly paid-up shares	As a % of total no. of shares of the company
Held by promoter/promoter group	Nil		
Held by public	Nil		
Total	Nil		
Outstanding convertible securities:-	No. of outstanding securities	As a % of total no. of outstanding convertible securities	As a % of total no. of shares of the company, assuming full conversion of the convertible securities
Held by promoter/promoter group	Nil		
Held by public	Nil		
Total	Nil		
Warrants:-	No. of warrants	As a % of total no. of warrants	As a % of total no. of shares of the company, assuming full conversion of warrants
Held by promoter/promoter group	Nil		
Held by public	Nil		
Total	Nil		
Total paid-up capital of the company, assuming full conversion of warrants and convertible securities		681260000 (68126000 shares)	



Statement Showing Shareholding Pattern

Category code	Category of Shareholder	Table (I)(a)					Shares Pledged or otherwise encumbered	
		Number of Shareholders	Total number of shares	Number of shares held in dematerialized form	Total shareholding as a percentage of total number of shares		Number of shares	As a percentage
					As a percentage of (A+B) ¹	As a percentage of (A+B+C)		
(I)	(II)	(III)	(IV)	(V)	(VI)	(VII)	(VIII)	(IX) = (VIII)/(IV)*100
(A)	Shareholding of Promoter and							
1	Indian							
(a)	Individuals/ Hindu Undivided Family	6	17921262	17921262	26.30	26.30	7500000	41.85
(b)	Central Government/ State Government(s)	0	0	0	0.00	0.00		0.00
(c)	Bodies Corporate	4	6706550	6706550	9.84	9.84		0.00
(d)	Financial Institutions/ Banks	0	0	0	0.00	0.00		0.00
(e)	Any Others(Specify)	0	0	0	0.00	0.00		0.00
	Sub Total(A)(1)	10	24627812	24627812	36.15	36.15	7500000	30.45
2	Foreign							
a	Individuals (Non-Residents Individuals/ Foreign Individuals)	0	0	0	0.00	0.00		0.00
b	Bodies Corporate	0	0	0	0.00	0.00		0.00
c	Institutions	0	0	0	0.00	0.00		0.00
d	Qualified Foreign Investor	0	0	0	0.00	0.00		0.00
e	Any Others(Specify)	0	0	0	0.00	0.00		0.00
	Sub Total(A)(2)	0	0	0	0.00	0.00	0	0.00
	Total Shareholding of Promoter and	10	24627812	24627812	36.15	36.15	7500000	30.45
(B)	Public shareholding							
1	Institutions							
(a)	Mutual Funds/ UTI	0	0	0	0.00	0.00		
(b)	Financial Institutions / Banks	2	48288	48288	0.07	0.07		
(c)	Central Government/ State Government(s)	0	0	0	0.00	0.00		
(d)	Venture Capital Funds	0	0	0	0.00	0.00		
(e)	Insurance Companies	0	0	0	0.00	0.00		
(f)	Foreign Institutional Investors	1	10000	10000	0.01	0.01		
(g)	Foreign Venture Capital Investors	0	0	0	0.00	0.00		
(h)	Qualified Foreign Investor	0	0	0	0.00	0.00		
(i)	Any Other (specify)	0	0	0	0.00	0.00		
	Sub-Total (B)(1)	3	58288	58288	0.09	0.09		
B 2	Non-institutions							
(a)	Bodies Corporate	637	25598333	25598018	40.19	40.19		
(b)	Individuals				0.00	0.00		
I	Individuals -i. Individual shareholders holding nominal share capital up to Rs 1 lakh	44489	11279539	11010780	16.56	16.56		
II	ii. Individual shareholders holding nominal share capital in excess of Rs. 1 lakh.	94	5784178	5771928	8.49	8.49		
(c)	Any Other (specify)							
	Clearing Members	76	119848	119848	0.18	0.18		
	Trusts	1	500	500	0.00	0.00		
	HUFs	750	510509	510509	0.75	0.75		
	Non Resident Indians	161	146993	146993	0.22	0.22		
	Sub-Total (B)(2)	46208	43439900	43158576	63.76	63.76		
(B)	Total Public Shareholding (B)= (B)(1)+(B)(2)	46211	43498188	43216864	63.85	63.85		
	TOTAL (A)+(B)	46221	68126000	67844676	100.00	100.00		
(C)	Shares held by Custodians and against which Depository Receipts have been issued							
1	Promoter and Promoter Group	0	0	0	0	0.00		#DIV/0!
2	Public	0	0	0	0	0.00		
	Sub-Total (C)	0	0	0	0	0	0	
	GRAND TOTAL (A)+(B)+(C)	46221	68126000	67844676	100.00	100.00	7500000	11.01



(I)(b) Statement showing holding of securities (including shares, warrants, convertible securities) of persons belonging to the category "Promoter and Promoter Group"


Sr. No.	Name of the shareholder	Details of Shares held		Encumbered shares (*)		Details of warrants		Details of convertible securities		Total shares (including underlying shares assuming full conversion of warrants and convertible securities) as a % of diluted share capital
		Number of shares held	As a % of grand total (A)+(B)+(C)	No.	As a percentage	As a % of grand total (A)+(B)+(C) of sub-clause (I)(a)	Number of warrants held	As a % total number of warrants of the same class	Number of convertible securities held	
(i)	(ii)	(iii)	(iv)	(v)	(vi) = (v)/(iii)*100	(vii)	(viii)	(ix)	(x)	(xi)
1	Arvind Kumar B Shah	11473368	16.84	7500000	65.37	11.01	0	0.00	0	0.00
2	Arvind Kumar B Shah(HUF)	585188	0.86	0	0.00	0.00	0	0.00	0	0.00
3	Nikita Shah	490100	0.72	0	0.00	0.00	0	0.00	0	0.00
4	Baby Rani	1543056	2.27	0	0.00	0.00	0	0.00	0	0.00
5	Deepti kumari	644519	0.95	0	0.00	0.00	0	0.00	0	0.00
6	Anand Kumar A Shah	1902031	2.79	0	0.00	0.00	0	0.00	0	0.00
7	Sankeshwara Credit & Invt Ltd	193955	0.28	0	0.00	0.00	0	0.00	0	0.00
8	Shreyance Finance Ltd	892584	1.31	0	0.00	0.00	0	0.00	0	0.00
9	Arvind healthcare P Ltd	163855	0.24	0	0.00	0.00	0	0.00	0	0.00
10	Narit tradecom pvt ltd	5456156	8.01	0	0.00	0.00	0	0.00	0	0.00
11	Arvind Shah	1283000	1.88	0	0.00	0.00	0	0.00	0	0.00
TOTAL		24627812	36.15	7500000	30.45	11.01	0	0	0	0.00

(*) The term "encumbrance" has the same meaning as assigned to it in regulation 28(3) of the SAST Regulations, 2011



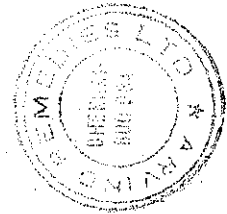
(I)(c)(i) Statement showing holding of securities (including shares, warrants, convertible securities) of persons belonging to the category "Public" and holding more than 1% of the total number of shares

Sr. No.	Name of the shareholder	Number of shares held	Shares as a percentage of total number of shares (i.e., Grand Total (A)+(B)+(C) indicated in Statement at para (I)(a) above)	Details of warrants		Details of convertible securities		Total shares (including underlying shares assuming full conversion of warrants and convertible securities) as a % of diluted share capital
				Number of warrants held	As a % total number of warrants of the same class	Number of convertible securities held	% w.r.t. total number of convertible securities of the same class	
1	Aryaman Commerce P Ltd	3798988	5.58	0	0	0	0	5.58
2	Aryaman Commerce P Ltd	806459	1.18	0	0	0	0	1.18
3	Santosh Sitaram Goenka	964546	1.42	0	0	0	0	1.42
4	Guiness Securities Limited	1002407	1.47	0	0	0	0	1.47
5	Mukesh Raojibhai Patel	951749	1.40	0	0	0	0	1.4
6	Juniper Vinimay Pvt Ltd	8748000	12.84	0	0	0	0	12.84
7	Marina Dealcom P Ltd	8748000	12.84	0	0	0	0	12.84
TOTAL		25020149	36.73	0	0	0	0	36.73



(I)(c)(ii) Statement showing holding of securities (including shares, warrants, convertible securities) of persons (together with PAC) belonging to the category "Public" and holding more than 5% of the total number of shares of the company

Sr. No.	Name(s) of the shareholder(s) and the Persons Acting in Concert (PAC) with them	Number of shares	Shares as a percentage of total number of shares (i.e., Grand Total (A)+(B)+(C) indicated in Statement at para (I)(a) above)	Details of warrants		Details of convertible securities		Total shares (including underlying shares assuming full conversion of warrants and convertible securities) as a % of diluted share capital
				Number of warrants	As a % total number of warrants of the same class	Number of convertible securities held	% w.r.t total number of convertible securities of the same class	
1	Aryaman commerce P ltd	4605447	6.76	0	0	0	0	6.76
2	Juniper Vinimay P Ltd	8748000	12.84	0	0	0	0	12.84
3	Marina Dealcom P Ltd	8748000	12.84	0	0	0	0	12.84
TOTAL		22101447	32.44	0	0	0	0	32.44



(I)(d) Statement showing details of locked-in shares

Sr. No.	Name of the shareholder	Number of locked-in shares	Locked-in shares as a percentage of total number of shares {i.e., Grand Total (A)+(B)+(C) indicated in Statement at para (I)(a) above}
1	Juniper Vinimay Pvt Ltd	8748000	12.84
2	Marina Dealcom P Ltd	8748000	12.84
3	Arvind Kumar B Shah	480000	0.70
4	Anand Kumar A Shah	480000	0.70
5	Baby Rani	480000	0.70
6	Deepti kumari	480000	0.70
7	Nikita Shah	480000	0.70
TOTAL		19896000	29.20



(II)(a) Statement showing details of Depository Receipts (DRs)

Sr. No.	Type of outstanding DR (ADRs, GDRs, SDRs, etc.)	Number of outstanding DRs	Number of shares underlying outstanding DRs	Shares underlying outstanding DRs as a percentage of total number of shares (i.e., Grand Total (A)+(B)+(C) indicated in Statement at para (I)(a) above)
1	NIL			0.00
2				
3				
4				
5				
6				
7				
8				
9				
TOTAL		0	0	0.00



(II)(b) Statement showing holding of Depository Receipts (DRs), where underlying shares held by "promoter/promoter group" are in excess of 1% of the total number of shares

Sr. No.	Name of the DR Holder	Type of outstanding DR (ADRs, GDRs, SDRs, etc.)	Number of shares underlying outstanding DRs	Shares underlying outstanding DRs as a percentage of total number of shares {i.e., Grand Total (A)+(B)+(C) indicated in Statement at para (I)(a) above}
1	NIL			0.00
2				
3				
4				
5				
6				
7				
8				
9				
TOTAL			0	0.00

