

(1)(a) STATEMENT SHOWING SHAREHOLDING PATTERN

Name of the Company: ARVIND INTERNATIONAL LTD.
Scrip Code: Name of the Scrip:
Quarter Ended: 31/03/2014

Class of security:

Page: 1

Partly paid-up shares:-	No. of partly paid-up shares	As a % of total no. of partly paid-up shares	As a % of total no. of shares of the company
-------------------------	------------------------------	--	--

Held by promoter/promoter group

Held by public
Total - D

Outstanding convertible securities:-	No. of outstanding securities	As a % of total no. of outstanding convertible securities	As a % of total no. of shares of the company, assuming full conversion of the convertible securities
--------------------------------------	-------------------------------	---	--

Held by promoter/promoter group


Held by public
Total - E

Warrants:-	No. of warrants	As a % of total no. of warrants	As a % of total no. of shares of the company, assuming full conversion of warrants
------------	-----------------	---------------------------------	--

Held by promoter/promoter group

Held by public
Total - F

Total paid-up capital of the company, assuming full conversion of warrants and convertible securities	15422990
---	----------




Category Code	Category of Shareholders	Number of shareholders	Total number of shares	Number of shares held in Demat Form	As a % of (A+B)	As a % of (A+B+C)	Number of Pledged shares	As a percentage (ix)=(viii/iv)
(i)	(ii)	(iii)	(iv)	(v)	(vi)	(vii)	(viii)	(ix)=(viii/iv)
(A)	Total Shareholding of Promoter & Promoter Group							
(1)	Indian							
(a)	Individual/HUF	10	2442985	2442985	15.840	15.840	2136478	87.454
(b)	Central Govt./ State Govt.	Nil	Nil	Nil	Nil	Nil	Nil	Nil
(c)	Bodies Corporate	4	575250	575250	3.730	3.730	Nil	Nil
(d)	Fin.Institutions / Bank	Nil	Nil	Nil	Nil	Nil	Nil	Nil
(e)	Any Other	Nil	Nil	Nil	Nil	Nil	Nil	Nil
	Sub-Total of (A)(1)	14	3018235	3018235	19.570	19.570	2136478	70.786
(2)	Foreign							
(a)	Individuals (NRIs/Foreign)	Nil	Nil	Nil	Nil	Nil	Nil	Nil
(b)	Bodies Corporate	Nil	Nil	Nil	Nil	Nil	Nil	Nil
(c)	Institutions	Nil	Nil	Nil	Nil	Nil	Nil	Nil
(d)	Qualified Foreign Investors	Nil	Nil	Nil	Nil	Nil	Nil	Nil
(e)	Any Other	Nil	Nil	Nil	Nil	Nil	Nil	Nil
	Sub-Total of (A)(2)	Nil	Nil	Nil	Nil	Nil	Nil	Nil
	Shareholding of Promoter & Promoter Group (A) = A1+A2	14	3018235	3018235	19.570	19.570	2136478	70.786
(B)	Public Shareholding							
(1)	Institutions							
(a)	Mutual Funds / UTI	Nil	Nil	Nil	Nil	Nil	NA	NA
(b)	Fin.Institutions / Banks	1	165000	165000	1.070	1.070	NA	NA
(c)	Central Govt./ State Govt.	Nil	Nil	Nil	Nil	Nil	NA	NA
(d)	Venture Capital	Nil	Nil	Nil	Nil	Nil	NA	NA
(e)	Insurance Company	Nil	Nil	Nil	Nil	Nil	NA	NA
(f)	Foreign Inst.Investors	Nil	Nil	Nil	Nil	Nil	NA	NA
(g)	Foreign VC Investors	Nil	Nil	Nil	Nil	Nil	NA	NA
(h)	Qualified Foreign Investors	Nil	Nil	Nil	Nil	Nil	NA	NA
(i)	Any Other	Nil	Nil	Nil	Nil	Nil	NA	NA
	Sub-Total (B)(1)	1	165000	165000	1.070	1.070	NA	NA
(2)	Non-Institutions							
(a)	Bodies Corporate	114	1699779	1687079	11.021	11.021	NA	NA
(b)	Individuals							
	i. Individual Shareholders Holding Nominal Share Upto Rs.1 Lakh	3607	2748854	2377324	17.823	17.823	NA	NA
	ii. Individual Shareholders Holding Nominal Share greater than Rs.1 Lakh	136	7644568	7644568	49.566	49.566	NA	NA
(c)	Qualified Foreign Investors	Nil	Nil	Nil	Nil	Nil	NA	NA
(d)	Any Other							
	NRI/OCBs	35	35448	6048	0.230	0.230	NA	NA
	Trust	1	3900	3900	0.025	0.025	NA	NA
	Clearing Memb/Clearing Cor	36	107206	107206	0.695	0.695	NA	NA
	Sub-Total (B)(2)	5929	12239755	11826125	79.360	79.360	NA	NA
	Total Public Shareholding (B) = (B)(1) + (B)(2)	5930	12404755	11991125	80.430	80.430	NA	NA
	TOTAL (A)+(B)	5944	15422990	15009360	100.000	100.000	2136478	13.853
(C)	Shares held by Custodians And against which DRs have been issued	Nil	Nil	Nil	Nil	Nil	NA	NA
(1)	Promoter and Promoter group	Nil	Nil	Nil	Nil	Nil	NA	NA
(2)	Public	Nil	Nil	Nil	Nil	Nil	NA	NA
	GRAND TOTAL (A)+(B)+(C)	5944	15422990	15009360	100.000	100.000	2136478	13.853

VIND INTERNATIONAL LTD.

(b) Statement showing holding of securities (including shares, warrants, convertible securities) of persons belonging to the category [Promoter & Promoter Group] As on 31/03/2014

Page: 1

1. Name of the shareholder	Details of Shares Held		Encumbered shares(+)			Details of warrants		Details of Convertible Securities		Total shares (including underlying shares assuming full conversion of warrants and convertible securities) as a % of diluted share capital
	Number of Shares held	As a % of grand total (A)+(B)+(C)	Number of Pledged Shares held	As a percentage	As a % of grand total (A)+(B)+(C) of sub-clause (I)(a)	Number of Warrants held	As a % of total number of warrants of the same Class	Number of convertible securities held	In.r.t. total number of convertible securities of the same class	
1)	(iii)	(iv)	(v)	(vi)=(v)/(iii)*100	(vii)	(viii)	(ix)	(x)	(xi)	(xii)
1. APARNA POLYFLEX PRIVATE LIMITED	46600	0.302	0	0.000	0.000	0	0.000	0	0.000	0.302
2. ARVIND COIRFOAM PVT. LTD.	13400	0.087	0	0.000	0.000	0	0.000	0	0.000	0.087
3. GUJARAT METALLIC COAL & COKE LIMITED	476750	3.091	0	0.000	0.000	0	0.000	0	0.000	3.091
4. RUCHIKA TRADE LINK PVT. LTD.	38500	0.250	0	0.000	0.000	0	0.000	0	0.000	0.250
5. ANUPAMA BAJDRIA	871258	5.649	865158	99.300	5.610	0	0.000	0	0.000	5.649
6. ARVIND BAJDRIA	1071754	6.949	1071320	99.960	6.946	0	0.000	0	0.000	6.949
7. DINESH CHANDRA BAJDRIA	296588	1.923	200000	67.434	1.297	0	0.000	0	0.000	1.923
8. KANTA BAJDRIA	3500	0.023	0	0.000	0.000	0	0.000	0	0.000	0.023
9. RAMESH CHANDRA BAJDRIA	3042	0.020	0	0.000	0.000	0	0.000	0	0.000	0.020
10. RASHMI BAJDRIA	25500	0.165	0	0.000	0.000	0	0.000	0	0.000	0.165
11. RUCHIKA BAJDRIA	4743	0.031	0	0.000	0.000	0	0.000	0	0.000	0.031
12. SHARDA BAJDRIA	4600	0.030	0	0.000	0.000	0	0.000	0	0.000	0.030
13. SHWETA JAIN	118700	0.770	0	0.000	0.000	0	0.000	0	0.000	0.770
14. SMRITI BAJDRIA	43300	0.281	0	0.000	0.000	0	0.000	0	0.000	0.281
TOTAL	3018235	19.570	2136478	70.786	13.853	Nil	Nil	Nil	Nil	19.570




ARVIND INTERNATIONAL LTD.

(I)(c)(i) Statement showing holding of securities (including shares, warrants, convertible securities) of persons belonging to the category [PUBLIC] and holding more than 1.000(X) of the total number of shares as on 31/03/2014

Page 1


Sl. No. Name(s) of the shareholder	Number of Shares held	Shares as a percentage of total number of shares (i.e., Grand Total (A)+(B)+(C) indicated in Statement at para (I)(a) above)	Details of Warrants		Details of convertible Securities	Total shares (including underlying shares assuming full conversion of warrants and convertible securities) as a % of diluted share capital
			Number of Warrants held	As a % of total Warrants of the same Class		
1. EPIC ALLOY STEEL PVT LTD	175000	1.135	0	0.000	0	1.135
2. IDBI BANK LIMITED	165000	1.070	0	0.000	0	1.070
3. ANIRUDH KHEMKA	567328	3.678	0	0.000	0	3.678
4. ANUBHAV KACKER	263509	1.709	0	0.000	0	1.709
5. ASHA KEJRIWAL	228681	1.483	0	0.000	0	1.483
6. BINLA JAIN	200225	1.298	0	0.000	0	1.298
7. HARJEET SINGH	160000	1.037	0	0.000	0	1.037
8. KADAYAM RAMNATHAN BHARAT	190136	1.233	0	0.000	0	1.233
9. RAVINDRA KUMAR JAIN	200100	1.297	0	0.000	0	1.297
10. SOMMIYA BHARATT	725320	4.703	0	0.000	0	4.703
TOTAL	2875299	18.643	Nil	Nil	Nil	18.643



ARVIND INTERNATIONAL LTD.

(I)(c)(ii) Statement showing holding of securities (including shares, warrants, convertible securities) of persons (together with PAC) belonging to the category [PUBLIC] and holding more than 5.000(%) of the total number of shares of the company as on 31/03/2014
Page 1

Sri. Name(s) of the shareholder and the Persons Acting in Concert (PAC) with them	Number of Shares held	Shares as a percentage of total number of shares (i.e., Grand Total (A)+(B)+(C) indicated in Statement at para (I)(a) above)	Details of Warrants Number of Warrants held As a % of total warrants of the same Class	Details of convertible Securities Number of convertible securities held	I.u.r.t. Total number of convertible securities of the same class	Total shares (including underlying shares assuming full conversion of warrants and convertible securities) as a % of diluted share capital	
1.	Nil	NIL	Nil	Nil	Nil	Nil	Nil




ARVIND INTERNATIONAL LTD.

(1)(d) STATEMENT SHOWING DETAILS OF LOCKED-IN SHARES AS ON 31/03/2014

Page: 1

Sri. Name(s) of the Shareholder	Category of Shareholders (Promoter/ Public)	Number of Locked-in Shares	% to Total
1.		Nil	Nil



ARVIND INTERNATIONAL LTD.

(II)(a) STATEMENT SHOWING DETAILS OF DEPOSITORY RECEIPTS (DRs)

Page: 1

Srl.	Type of Outstanding DR (ADRs, CDRs, SDRs, etc)	Number of Outstanding DRs	Number of Shares underlying outstanding DRs	Shares underlying Outstanding DRs as a Percentage of total number of shares (ie. Grand total(A)+(B)+ (C) indicated in Statement at para (I)(a) above)
1.	Nil	Nil	Nil	NIL



ARVIND INTERNATIONAL LTD.

(II)(b) STATEMENT SHOWING DETAILS OF DEPOSITORY RECEIPTS (DRs), WHERE UNDERLYING SHARES HELD BY 'PROMOTER/PROMOTER GROUP' ARE IN EXCESS OF 1% OF THE TOTAL NO. OF SHARES

Srl. Name of the DR Holder	Type of outstanding DR (ADRs, GDRs, SDRs, etc.) DRs	Number of Shares Underlying outstanding DRs	Shares underlying Outstanding DRs as Percentage of total number of shares (ie. Grand total (A)+(B)+(C) indicated in statement at para (I)(a) above
1. Nil	Nil	Nil	Nil
2. Nil	Nil	Nil	Nil
TOTAL	Nil	Nil	Nil

