


Statement Showing Shareholding Pattern

Company Name: ARIHANT SUPERSTRUCTURES LIMITED

Table (I)(a)

Category code	Category of Shareholder	Number of Shareholders	Total number of shares	Total shares held in dematerialized form	Total shareholding as a percentage of total number of shares		Shares Pledged or otherwise encumbered	
					As a percentage of (A+B)1 (VI)	As a percentage of (A+B+C) (VII)	Number of shares (VIII)	As a percentage (IX)= (VIII)/(IV)*100
(A)	Shareholding of Promoter and Promoter Group2							
	1 Indian							
(a)	Individuals/ HUF	4	8230162	8230162	20.00	20.00	0	0.00
(b)	Central Govt./ State Govt.(s)	0	0	0	0.00	0.00	0	0.00
(c)	Bodies Corporate	0	0	0	0.00	0.00	0	0.00
(d)	Financial Institutions/ Banks	0	0	0	0.00	0.00	0	0.00
(e)	Any Others(Specify)							
(e-i)	Directors Relatives	2	36000	36000	0.09	0.09	0	0.00
(e-ii)	Directors	1	22151306	22151306	53.82	53.82	0	0.00
	Sub Total(A)(1)	7	3E+07	30417468	73.90	73.90	0	0.00
	2 Foreign							
a	Individuals (NRI/Foreign Individu	0	0	0	0.00	0.00	0	0.00
b	Bodies Corporate	0	0	0	0.00	0.00	0	0.00
c	Institutions	0	0	0	0.00	0.00	0	0.00
d	Qualified Foreign Investor	0	0	0	0.00	0.00	0	0.00
e	Any Others(Specify)	0	0	0	0.00	0.00	0	0.00
	Sub Total(A)(2)	0	0	0	0.00	0.00	0	0.00
	Total Shareholding of Promote	7	3E+07	30417468	73.90	73.90	0	0.00
(B)	Public shareholding							
	1 Institutions							
(a)	Mutual Funds/ UTI	0	0	0	0.00	0.00	0	0.00
(b)	Financial Institutions / Banks	0	0	0	0.00	0.00	0	0.00
(c)	Central Government/ State Govern	0	0	0	0.00	0.00	0	0.00
(d)	Venture Capital Funds	0	0	0	0.00	0.00	0	0.00
(e)	Insurance Companies	0	0	0	0.00	0.00	0	0.00
(f)	Foreign Institutional Investors	0	0	0	0.00	0.00	0	0.00
(g)	Foreign Venture Capital Investors	0	0	0	0.00	0.00	0	0.00
(h)	Qualified Foreign Investor	0	0	0	0.00	0.00	0	0.00
(i)	Any Other (specify)	0	0	0	0.00	0.00	0	0.00
	Sub-Total (B)(1)	0	0	0	0.00	0.00	0	0.00
B 2	Non-institutions							
(a)	Bodies Corporate	22	852437	852437	2.07	2.07	0	0.00
(b)	Individuals							
I	Ind-Hold nominal shr capital upto	463	277061	224669	0.67	0.67	0	0.00
II	Ind-Hold nominal shr capital in ex	138	9611261	9611261	23.35	23.35	0	0.00
(c)	Qalified Foregin Investor	0	0	0	0.00	0.00	0	0.00
(d)	Any Other (specify)							
(d-i)	Others	0	0	0	0.00	0.00	0	0.00
(d-ii)	Clearing member	2	1611	1611	0.00	0.00	0	0.00
(d-iii)	NRIs	2	153	153	0.00	0.00	0	0.00
(d-iv)	NRI Corp Bodies	0	0	0	0.00	0.00	0	0.00
(d-v)	Foreign Corp Bodies (Including FC	0	0	0	0.00	0.00	0	0.00
(d-vi)	Customers	0	0	0	0.00	0.00	0	0.00
(d-vii)	Suppliers	0	0	0	0.00	0.00	0	0.00
(d-viii)	Foreign Nationals	0	0	0	0.00	0.00	0	0.00
(d-ix)	Trusts	0	0	0	0.00	0.00	0	0.00
(d-x)	Foreign (Promoters)	0	0	0	0.00	0.00	0	0.00
(d-xi)	Directors	0	0	0	0.00	0.00	0	0.00
(d-xii)	Directors Relatives	0	0	0	0.00	0.00	0	0.00
(d-xiii)	Foreign Individuals (Including FDI	0	0	0	0.00	0.00	0	0.00
	Sub-Total (B)(2)	627	1.1E+07	10690131	26.10	26.10	0	0.00
(B)	Total Public Shareholding (B)-	627	1.1E+07	10690131	26.10	26.10	0	0.00
	TOTAL (A)+(B)	634	4.1E+07	41107599	100.00	100.00	0	0.00
(C)	Shares held by Custodians and against which Depository Receipts have been issued							
1	Promoter and Promoter Group	0	0	0	0.00	0.00	0	0.00
2	Public -	0	0	0	0.00	0.00	0	0.00
	Sub-Total (C)	0	0	0	0.00	0.00	0	0.00
GRAND TOTAL (A)+(B)+(C)		634	41159991	41107599	100.00	100.00	0	0.00



(I) (i) Statement showing holding of securities (including shares, warrants, convertible securities) of persons belonging to the category "Promoter and Promoter Group"

Sr. No.	Name of the shareholder	Details of Shares held		Encumbered shares (*)			Details of warrants		Details of convertible securities		Total shares (including underlying shares assuming full conversion of warrants and convertible securities) as a % of diluted share capital
		Number of shares held	As a % of grand total (A) + (B) + (C)	No.	As a percentage	As a % of grand total (A)+(B)+(C) of sub-clause (I)(a)	Number of warrants held	As a % Total Number of warrants of the same Class	Number of convertible securities held	As a % Total Number of convertible securities of the same Class	
(I)	(II)	(III)	(IV)	(V)	(VI)	(VII)	(VIII)	(IX)	(X)	(XI)	(XII)
1	ASHOKKUMAR B	22151306	53.82	0	0.00	0.00	0	0.00	0	0.00	0.00
2	LALITKUMAR PAR	207424	0.50	0	0.00	0.00	0	0.00	0	0.00	0.00
3	MEENA VIJAY RA	148	0.00	0	0.00	0.00	0	0.00	0	0.00	0.00
4	PARTH ASHOKKU	6000000	14.58	0	0.00	0.00	0	0.00	0	0.00	0.00
5	RAKESH KUMAR I	18000	0.04	0	0.00	0.00	0	0.00	0	0.00	0.00
6	RAKESHKUMAR N	18000	0.04	0	0.00	0.00	0	0.00	0	0.00	0.00
7	SANGITA A CHH/	2022590	4.91	0	0.00	0.00	0	0.00	0	0.00	0.00
TOTAL		3E+07	73.90	0	0.00	0.00	0	0.00	0	0.00	0.00


(*) The term "encumbrance" has the same meaning as assigned to it in regulation 28(3) of the SAST Regulations, 2011



(I)(c) Statement showing holding of securities (including shares, warrants, convertible securities) of persons belonging to the category "Public" and holding more than 1% of the total number of shares

Sr. No.	Name of the shareholder	Number of shares held	Shares as a percentage of total number of shares {i.e., Grand Total (A)+(B)+(C) indicated in Statement at para (I)(a) above}	Details of warrants		Details of convertible securities		Total shares (including underlying shares assuming full Conversion of warrants and convertible securities) as a % of diluted share capital
				Number of warrants held	As a % Total Number of warrants of the same Class	Number of convertible securities held	As a % Total Number of convertible securities of the same Class	
1	ANAND RAJ JAIN	416667	1.01	0	0.00	0.00	0	0.00
2	ASHOK BOOB	414930	1.01	0	0.00	0.00	0	0.00
3	SHYAM LAL BOTHRA	416667	1.01	0	0.00	0.00	0	0.00
TOTAL		1248264	3.03	0	0.00	0.00	0	0.00


Gaur



(I)(c)(i) Statement showing holding of securities (including shares, warrants, convertible securities) of persons (together with PAC) belonging to the category "Public" and holding more than 5% of the total number of shares of the company

Sr. No.	Name(s) of the shareholder(s) and the Persons Acting in Concert (PAC) with them	Number of shares	Shares as a percentage of total number of shares {i.e., Grand Total (A)+(B)+(C) indicated in Statement at	Details of warrants		Details of convertible		Total shares (including underlying shares assuming full Conversion of warrants and convertible securities) as a %
				Number of warrants	As a % Total Number of warrants of the same Class	Number of convertible securities held	% w.r.t Total Number of convertible securities of the same Class	
1	TOTAL	0	0.00	0	0.00	0	0.00	0.00
		0	0.00	0	0.00	0	0.00	0.00


Raw



(I)(d) Statement showing details of locked-in shares

Sr. No.	Name of the shareholder	Number of locked-in shares	Locked-in shares as a percentage of total number of shares {i.e., Grand Total (A)+(B)+(C) indicated in Statement at para (I)(a) above}	Promoter / Promoter Group / Public
1			0	0.00
	TOTAL		0	0.00


Govs.



(II)(a) Statement showing details of Depository Receipts (DRs)

Sr. No.	Type of outstanding DR (ADRs, GDRs, SDRs, etc.)	Number of outstanding DRs	Number of shares underlying outstanding DRs	Shares underlying outstanding DRs as a percentage of total number of shares {i.e., Grand Total (A)+(B)+(C) indicated in Statement at para (I)(a) above}
1	TOTAL	0	0	0

San



(II)(b) Statement showing holding of Depository Receipts (DRs), where underlying shares held by 'promoter/promoter group' are in excess of 1% of the total number of shares

Sr. No.	Name of the DR Holder	Type of outstanding DR (ADRs, GDRs, SDRs, etc.)	Number of shares underlying outstanding DRs	Shares underlying outstanding DRs as a percentage of total number of shares {i.e., Grand Total (A)+(B)+(C) indicated in Statement at para (I)(a) above}
1	TOTAL		0 0	0 0

Raw

