

ARCOTECH LTD.

F-701A, Lado Sarai, New Delhi-110030 Ph.: +91-11-29523251 Fax : +91-11-29523020
E-mail : contact@arcotech.in, Website : www.arcotech.in
CIN : L34300HR1981PLC012151

DISTRIBUTION OF EQUITY SHAREHOLDING AS ON 31.12.2014


Name of the Company: ARCOTECH LIMITED			
Scrip Code, Name of the scrip, class of security: 532914, Arcotech [BSE], Equity			
Quarter ended: 31st Dec, 2014			
Partly paid-up shares:-	No. of partly paid-up shares	As a % of total no. of partly paid-up shares	As a % of total no. of shares of the company
Held by promoter/promoters group	NIL	NIL	NIL
Held by public	NIL	NIL	NIL
Total	NIL	NIL	NIL
Outstanding convertible securities:-	No. of outstanding securities	As a % of total No. of outstanding convertible securities	As a % of total no. of shares of the company, assuming full conversion of the convertible securities
Held by promoter/promoter group	NIL	NIL	NIL
Held by public	NIL	NIL	NIL
Total	NIL	NIL	NIL
Warrants:-	No. of warrants	As a % of total no. of warrants	As a % of total no. of shares of the company, assuming full conversion of warrants
Held by promoter/ promoter group	NIL	NIL	NIL
Held by public	NIL	NIL	NIL
Total	NIL	NIL	NIL
Total paid-up capital of the company assuming full conversion of warrants and convertible securities	21000000 Shares of Rs. 10/- each		

(I)(a) Statement Showing Shareholding Pattern as on Quarter ended 31.12.2014

Category Code	Category of Shareholder	Nos. of Shareholders	Total No. of Shares	Number of Shares held in demat form	Total Shareholding as a %age of total nos. of Shares		Shares pledged or otherwise encumbered	
					As a %age of (A+B)	As a %age of (A+B+C)	Shares	As a %
(1)	(2)	(3)	(4)	(5)	(6)	(7)	(8)	(9)
A	Shareholding of promoter and promoter group							
(1)	Indian							
(a)	Individuals/ HUFs	4	3576004	3576004	17.0286	17.0286	NIL	NIL
(b)	Central/ State Governments	-	-	-	-	-		
(c)	Bodies Corporate	8	11368732	11368732	54.1368	54.1368	NIL	NIL
(d)	Financial Institutions/ Banks	-	-	-	-	-		
(e)	Any other (specify)	-	-	-	-	-		
	Sub-Total (A)(1)	12	14944736	14944736	71.1654	71.1654	NIL	NIL
(2)	Foreign							
(a)	Individuals (NRI/ Foreign individuals)	-	-	-	-	-		
(b)	Bodies Corporate	-	-	-	-	-		
(c)	Institutions	-	-	-	-	-		
(d)	Qualified Foreign Investor	-	-	-	-	-		
(e)	Any other (specify)	-	-	-	-	-		
	Sub-Total (A)(2)	-	-	-	-	-		
	Total Shareholding of Promoter and promoter group (A)=(A)(1)+(A)(2)	12	14944736	14944736	71.1654	71.1654		

Registered Office/Works : 181, Sector 3, Industrial Growth Centre, Bawal-123501, Distt. Rewari, Haryana


(An ISO 9001 : 2000 & 14001 : 2004 Certified Company)



B)	Public Shareholding										
(1)	Institutions										
(a)	Mutual Funds/ UTI	4	44000	6580	0.2095	0.2095					
(b)	Financial Institutions/ Banks	1	6900	-	.0329	.0329					
(c)	Central/ State Governments	-	-	-	-	-					
(d)	Venture Capital Funds	-	-	-	-	-					
(e)	Insurance Companies	-	-	-	-	-					
(f)	Foreign Institutional Investors	2	2042994	2042994	9.7285	9.7285					
(g)	Foreign venture capital investors	-	-	-	-	-					
(h)	Qualified Foreign Investor	-	-	-	-	-					
(i)	Any other (specify)	-	-	-	-	-					
	Sub-Total (B)(1)	7	2093894	2049574	9.9709	9.9709					
(2)	Non-Institutions										
(a)	Bodies Corporate	91	3525375	3430195	16.7875	16.7875					
(b)	Individual Shareholders holding-										
	(i) Nominal share capital upto Rs 1 lac	6754	322846	128765	1.5374	1.5374					
	(ii) Nominal share capital in excess of Rs 1 lac	4	95592	45592	.4552	.4552					
(c)	Qualified Foreign Investor	-	-	-	-	-					
(d)	Any other (specify)										
	Clearing Member	17	16292	16292	.0776	.0776					
	Non Resident Individual	7	1265	1265	.006	.006					
	Sub-Total (B)(2)	6873	3961370	3622109	18.8637	18.8637					
	Total public shareholding (B)=(B)(1)+(B)(2)	6880	6055264	5671683	28.8346	28.8346					
	Total = (A)+(B)	6892	21000000	20616419	100.0000	100.0000					
(C)	Shares held by custodians and against which depository receipts have been issued	-	-	-	-	-					
	1. Promoter & Promoter Group	NIL	NIL	NIL	NIL	NIL					
	2. Public	NIL	NIL	NIL	NIL	NIL					
	GRAND TOTAL (A)+(B)+(C)	6892	21000000	20616419	100.0000	100.0000				NIL	NIL

(I)(b) Statement showing holding of securities (including shares, warrants, convertible securities) of persons belonging to the category "Promoter and Promoter Group"

Sr. No.	Name of the Shareholder	Details of shares held		Encumbered Shares			Details of Warrants		Details of convertible securities		Total Shares (including underlying shares assuming full conversion of warrants and convertible securities) as a % of diluted share capital
		No. of shares held	As a % of grand total (A)+(B)+(C)	No.	As a percentage	As a % of grand total (A)+(B)+(C) of sub-clause (I)(a)	No. of Warrants held	As a % total numbers of warrants of the same class	Number of convertible securities held	As a % total number of convertible securities of the same class	
(I)	(II)	(III)	(IV)	(V)	(VI)	(VII)	(VIII)	(IX)	(X)	(XI)	(XII)
	Individuals:										
1	Arvind Saraf	1519750	7.2369	NIL	NIL	NIL	NIL	NIL	NIL	NIL	7.2369
2	Rishabh Saraf	772485	3.6785	NIL	NIL	NIL	NIL	NIL	NIL	NIL	3.6785
3	Atashi Singhania	760000	3.6190	NIL	NIL	NIL	NIL	NIL	NIL	NIL	3.6190
4	Renu Saraf	523769	2.4941	NIL	NIL	NIL	NIL	NIL	NIL	NIL	2.4941
	TOTAL	3576004	17.0286	NIL	NIL	NIL	NIL	NIL	NIL	NIL	17.0286




	Bodies Corporate										
1	Sidhant Distributors Pvt Ltd	4813940	22.9235	NIL	NIL	NIL	NIL	NIL	NIL	NIL	22.9235
2	Vasudha Commercial Pvt Ltd	3773920	17.9710	NIL	NIL	NIL	NIL	NIL	NIL	NIL	17.9710
3	Nucleus Insurance Risk Managers Pvt Ltd	997280	4.7490	NIL	NIL	NIL	NIL	NIL	NIL	NIL	4.7490
4	Siddhivinayak Stockist and Traders Pvt Ltd	691007	3.2905	NIL	NIL	NIL	NIL	NIL	NIL	NIL	3.2905
5	Trust Insurance Risk Managers Pvt Ltd	500000	2.3810	NIL	NIL	NIL	NIL	NIL	NIL	NIL	2.3810
6	Arcotech Info	424065	2.0194	NIL	NIL	NIL	NIL	NIL	NIL	NIL	2.0194
7	Sarathi Infrastructure Pvt Ltd	148520	0.7072	NIL	NIL	NIL	NIL	NIL	NIL	NIL	0.7072
8	Jeevan Vihar Properties Pvt Ltd	20000	0.0952	NIL	NIL	NIL	NIL	NIL	NIL	NIL	0.0952
	TOTAL	11368732	54.1368	NIL	NIL	NIL	NIL	NIL	NIL	NIL	54.1368

(I)(c)(i) Statement showing holding of securities (including shares, warrants, convertible securities) of persons belonging to the category "Public" and holding more than 1% of the total number of shares"

Sr. No.	Name of the Shareholder	Number of shares held	Shares as a percentage of total number of shares {i.e. Grand total (A)+(B)+(C) indicated in statement at Para (I)(a) above}	Details of Warrants		Details of convertible securities		Total Shares (including underlying shares assuming full conversion of warrants and convertible securities) as a % of diluted shares capital
				Number of Warrants held	As a % total number of warrants of the same class	Number of convertible securities held	% w.r.t total number of convertible securities of the same class	
1	Her Clothing Pvt Ltd	1250000	5.9524	NIL	NIL	NIL	NIL	5.9524
2	EOS Multi Strategy Fund Ltd	1025000	4.8810	NIL	NIL	NIL	NIL	4.8810
3	Ares Diversified	1017994	4.8476	NIL	NIL	NIL	NIL	4.8476
4	Clarion Dealing Private Limited	966162	4.6008	NIL	NIL	NIL	NIL	4.6008
5	Cloast Trade & Services P Ltd	836029	3.9811	NIL	NIL	NIL	NIL	3.9811
	TOTAL	5095185	24.2628	NIL	NIL	NIL	NIL	24.2628

(I)(c)(ii) Statement showing holding of securities (including shares, warrants, convertible securities) of persons (together with PAC) belonging to the category "Public" and holding more than 5% of the total number of shares of the Company"

Sr. No.	Name(s) of the Shareholder(s) and persons acting in concert (PAC) with them	Number of shares held	Shares as a percentage of total number of shares {i.e. Grand total (A)+(B)+(C) indicated in statement at para (I)(a) above}	Details of Warrants		Details of convertible securities		Total Shares (including underlying shares assuming full conversion of warrants and convertible securities) as a % of diluted shares capital
				Number of Warrants held	As a % total number of warrants of the same class	Number of convertible securities held	% w.r.t total number of convertible securities of the same class	
1	Her Clothing Pvt Ltd	1250000	5.9524	NIL	NIL	NIL	NIL	5.9524
	TOTAL	1250000	5.9524	NIL	NIL	NIL	NIL	5.9524



(I)(d) Statement showing details of locked in shares as on 31.12.2014

Sr. No.	Name of the Shareholder	Number of Locked in shares	Locked in Shares as a %age to the total number of share {i.e, Grand Total (A)+(B)+(C) indicated in statement at para (I)(a) above}	Promoter/Promoter Group/Public
1	Arvind Saraf	300000	1.4286	Promoter/Promoter Group
2	Atashi Singhania	300000	1.4286	Promoter/Promoter Group
3	Rishabh Saraf	300000	1.4286	Promoter/Promoter Group
4	Renu Saraf	100000	0.4762	Promoter/Promoter Group
	TOTAL	1000000	4.7619	

(II)(a) Statement showing details of Depository receipts (DRs)

Sr. No.	Type of outstanding DR (ADRs, GDRs, SDRs etc)	Number of outstanding DRs	Number of shares underlying outstanding DRs	Shares underlying outstanding DRs as a %age to the total number of share {i.e, Grand Total (A)+(B)+(C) indicated in statement at para (I)(a) above}
-	-	NIL	NIL	NIL

(II)(b) Statement showing holding of Depository Receipts (DRs), where underlying shares held by 'promoter/promoter group' are in excess of 1% of the total number of shares

Sr. No.	Name of DR holder	Type of outstanding DR (ADRs, GDRs, SDRs etc)	Number of shares underlying outstanding DRs	Shares underlying outstanding DRs as a %age to the total number of share {i.e, Grand Total (A)+(B)+(C) indicated in statement at para (I)(a) above}
-	-	-	-	-



(III) (a) Statement showing the voting pattern of shareholders, if more than one class of shares/securities is issued by the issuer

We have only one class of shares and all shares carry same voting rights.

Give description of voting rights for each class of security.

Class X: NIL

Class Y: NIL

Class Z: NIL

Category code	Category of shareholder	Number of Voting Rights held in each class of securities			Total Voting Rights (III+IV+V)	Total Voting Rights i.e. (VI)	
		Class X	Class Y	Class Z		As a percentage of (A+B)	As a percentage of (A+B+C)
(I)	(II)	(III)	(IV)	(V)	(VI)	(VII)	(VIII)
(A)	Promoter and Promoter Group	NIL	NIL	NIL	NIL	NIL	NIL
(1)	Indian						
(a)	Individuals/ Hindu Undivided Family	NIL	NIL	NIL	NIL	NIL	NIL
(b)	Central Government/ State Government(s)	NIL	NIL	NIL	NIL	NIL	NIL
(c)	Bodies Corporate	NIL	NIL	NIL	NIL	NIL	NIL
(d)	Financial Institutions/ Banks	NIL	NIL	NIL	NIL	NIL	NIL
(e)	Any Other (specify)	NIL	NIL	NIL	NIL	NIL	NIL
	Sub-Total (A)(1)	NIL	NIL	NIL	NIL	NIL	NIL
(2)	Foreign						



(a)	Bodies Corporate	NIL	NIL	NIL	NIL	NIL	NIL	NIL	NIL	NIL
(b)	Individuals - i. Individual shareholders holding nominal share capital up to Rs. 1 lakh. ii. Individual shareholders holding nominal share capital in excess of Rs. 1 lakh.	NIL	NIL	NIL	NIL	NIL	NIL	NIL	NIL	NIL
(c)	Any Other (specify)	NIL	NIL	NIL	NIL	NIL	NIL	NIL	NIL	NIL
	Sub-Total (B)(2)	NIL	NIL	NIL	NIL	NIL	NIL	NIL	NIL	NIL
	Total Public Shareholding (B)= (B)(1)+(B)(2)	NIL	NIL	NIL	NIL	NIL	NIL	NIL	NIL	NIL
	TOTAL (A)+(B)	NIL	NIL	NIL	NIL	NIL	NIL	NIL	NIL	NIL
(C)	Shares held by Custodians and against which Depository Receipts have been issued	NIL	NIL	NIL	NIL	NIL	NIL	NIL	NIL	NIL
	GRAND TOTAL (A)+(B)+(C)	NIL	NIL	NIL	NIL	NIL	NIL	NIL	NIL	NIL



Summary :

S.No	Type of Holding	Holders	Shares	%age
1	Physical	5710	383581	1.8266
2	NSDL	780	18272529	87.0120
3	CDSL	402	2343890	11.1614
	TOTAL	6892	21000000	100.0000

Annexure I to Clause 41 As on 31/12/2014

Public Shareholding

- No of Shares : 6055264
- % of Shareholding : 28.8346

Promoters and Promoter Group Shareholding

a) Pledged/Encumbered

- No of Shares : NIL
- % of shares : NIL

(as a % of the total shareholding
of promoter and promoter group)

- % of shares : NIL

(as a % of the total share capital
of the company)

b) Non-encumbered

- No of Shares : 14944736
- % of shares : 100.00

(as a % of the total shareholding
of promoter and promoter group)

- % of shares : 71.1654

(as a % of the total share capital
of the company)



DETAILS OF LOCKED IN SHARES UNDER CLAUSE 35(I) (d) OF LISTING AGREEMENT AS ON 31.12.2014

Sr. No.	Name of the Shareholder	Number of Locked in shares	Locked in Shares as a %age to the total number of share {i.e. Grand Total (A)+(B)+(C) indicated in statement at para (I)(a) above}	Promoter/ Promoter Group/ Public
1	Arvind Saraf	300000	1.4286	Promoter/Promoter Group
2	Atashi Singhania	300000	1.4286	Promoter/Promoter Group
3	Rishabh Saraf	300000	1.4286	Promoter/Promoter Group
4	Renu Saraf	100000	0.4762	Promoter/Promoter Group
	TOTAL	1000000	4.7619	

