


Name of the Company : Apollo Hospitals Enterprise Limited
 Scrip Code : APOLLOHOSP / 508869
 Dated : 31-Dec-2014

Partly paid-up shares:-	No. of Partly paid-up shares	As a % of total no. of partly paid-up Shares	As a % of total no. of shares of the company
Held by promoter/promoter group	Nil	Nil	Nil
Held by Public	Nil	Nil	Nil
Total			
Outstanding Convertible Securities:-	No. of outstanding Securities	As a % of total no. of outstanding Convertible Securities	As a % of total no. of shares of the company, assuming full conversion of the convertible securities
Held by promoter/promoter group	Nil	Nil	Nil
Held by Public	Nil	Nil	Nil
Total			
Warrants:-	No. of Warrants	As a % of total no. of Warrants	As a % of total no. of shares of the company, assuming full conversion of Warrants
Held by promoter/promoter group	Nil	Nil	Nil
Held by Public	Nil	Nil	Nil
Total	0	0	Nil
Total paid-up capital of the company, assuming full conversion of warrants and convertible securities	Rs. 695,625,795 - 139,125,159 equity shares of Rs.5/- each		

for Apollo Hospitals Enterprise Limited

 S. M. Krishnan
 Sr. General Manager - Finance & Company Secretary

Category code	Category of Shareholder	Number of Shareholders	Total number of shares	Number of shares held in dematerialized form	Total shareholding as a percentage of total number of shares		Shares Pledged or otherwise encumbered	
					As a percentage of (A+B) ¹	As a percentage of (A+B+C)	Number of shares	As a percentage
(I)	(II)	(III)	(IV)	(V)	(VI)	(VII)	(VIII)	(IX)=(VIII)/(IV)* 100
(A)	Shareholding of Promoter and Promoter Group²							
(1)	Indian							
(a)	Individuals/ Hindu Undivided Family	25	20,550,530	20,550,530	14.88	14.77	8,470,000	41.22
(b)	Central Government/ State Government(s)				0.00	0.00		
(c)	Bodies Corporate	4	27,237,924	27,237,924	19.73	19.58	22,504,364	82.62
(d)	Financial Institutions/ Banks				0.00	0.00		
(e)	Any Others(Specify)				0.00	0.00		
(e-i)					0.00	0.00		
(e-ii)					0.00	0.00		
	Sub Total(A)(1)	29	47,788,454	47,788,454	34.61	34.35	30,974,364	64.82
(2)	Foreign							
a	Individuals (Non-Residents Individuals/ Foreign Individuals)				0.00	0.00		
b	Bodies Corporate				0.00	0.00		
c	Institutions				0.00	0.00		
d	Any Others(Specify)				0.00	0.00		
d-i					0.00	0.00		
d-ii					0.00	0.00		
	Sub Total(A)(2)	0	0	0	0.00	0.00	0.00	0.00
	Total Shareholding of Promoter and Promoter Group (A)= (A)(1)+(A)(2)	29	47,788,454	47,788,454	34.61	34.35	30,974,364	64.82

Category code	Category of Shareholder (II)	Number of Shareholders (III)	Total number of shares (IV)	Number of shares held in dematerialized form (V)	Total shareholding as a percentage of total number of shares		Shares Pledged or otherwise encumbered	
					As a percentage of (A+B) ¹ (VI)	As a percentage of (A+B+C) (VII)	Number of shares (VIII)	As a percentage (IX)=(VIII)/(IV)* 100
(B)	Public Shareholding³							
(1)	Institutions							
(a)	Mutual Funds/ UTI	22	293,677	293,677	0.21	0.21	NA	NA
(b)	Financial Institutions / Banks	10	143,533	139,687	0.10	0.10	NA	NA
(c)	Central Government/ State Government(s)	1	323,708	323,708	0.23	0.23		
(d)	Venture Capital Funds				0.00	0.00		
(e)	Insurance Companies	5	3,278,269	3,278,269	2.37	2.36		
(f)	Foreign Institutional Investors	354	59,786,413	59,786,413	43.30	42.97		
(g)	Foreign Venture Capital Investors				0.00	0.00		
(h)	Any Other (specify)				0.00	0.00		
	Sub-Total (B)(1)	392	63,825,600	63,821,754	46.22	45.88		
(2)	Non-institutions							
(a)	Bodies Corporate	576	1,668,404	1,608,904	1.21	1.20	NA	NA
(b)	Individuals							
	i. Individual shareholders holding nominal share capital up to Rs 1 lakh	30,496	6,286,484	4,058,899	4.55	4.52		
	ii. Individual shareholders holding nominal share capital in excess of Rs. 1 lakh.	8	246,418	149,768	0.18	0.18		
(c)	Any Other (specify)							
(c-i)	Trusts	15	118,520	810	0.09	0.09		
(c-ii)	Directors & their Relatives	6	91,606	91,606	0.07	0.07		
(c-iii)	Foreign Nationals	2	750	750	0.00	0.00		
(c-iv)	Non Resident Indians	1,054	1,473,240	407,964	1.07	1.06		
(c-v)	Overseas Corporate Bodies	1	16,199	16,199	0.01	0.01		
(c-vi)	Clearing Member	91	60,228	60,228	0.04	0.04		
(c-vii)	Hindu Undivided Families	464	121,187	121,187	0.09	0.09		
(c-viii)	Foreign Corporate Bodies	4	16,388,979	16,388,979	11.87	11.78		
	Sub-Total (B)(2)	32,717	26,472,015	22,905,294	19.17	19.03		
	Total Public Shareholding (B)= (B)(1)+(B)(2)	33,109	90,297,615	86,727,048	65.39	64.90	NA	NA
	TOTAL (A)+(B)	33,138	138,086,069	134,515,502	100	99.25		

Category code	Category of Shareholder	Number of Shareholders	Total number of shares	Number of shares held in dematerialized form	Total shareholding as a percentage of total number of shares		Shares Pledged or otherwise encumbered	
					As a percentage of (A+B) (VI)	As a percentage of (A+B+C) (VII)	Number of shares (VIII)	As a percentage (IX)=(VIII)/(IV)* 100
(I)	(II)		(IV)	(V)				
(C)	Shares held by Custodians and against which Depository Receipts have been issued							
(1)	Promoter and Promoter Group	Nil	Nil	Nil	Nil	NA	NA	NA
(2)	Public	1	1,039,090	1,039,090	NA	0.75	NA	NA
	Total Public Shareholding (C)=	1	1,039,090	1,039,090	NA	0.75	NA	NA
	GRAND TOTAL (A)+(B)+(C)	33,139	139,125,159	135,554,592	NA	100.00		

for Apollo Hospitals Enterprise Limited




S. M. Krishnan

Sr. General Manager - Finance & Company Secretary

(i)(b) Statement showing holding of securities (including shares, warrants, convertible securities) of persons belonging to the category "Promoter and Promoter Group"

Sr. No.	Name of the shareholder (II)	Details of shares held		Encumbered shares			Details of warrants			Details of convertible securities		Total shares (including underlying shares assuming full conversion of warrants and convertible securities) as a % of diluted share capital (XII)
		No. of Shares held (III)	As a % of grand total (A)+(B)+(C) (IV)	Number (V)	As a percentage (VI)=(V)/(III)*100	As a % of grand total (A)+(B)+(C) of sub-clause (I)(a) (VII)	Number of warrants held (VIII)	As a % total number of warrants of the same class (IX)	Number of convertible securities held (X)	As a % total number of convertible securities of the same class (XI)		
1	Dr. Prathap C Reddy	5,445,464	3.91	0	0.00	0	0.00	0	0.00	0	0.00	3.91
2	Ms. Sucharitha P Reddy	569,800	0.41	0	0.00	0	0.00	0	0.00	0	0.00	0.41
3	Ms. Preethe Reddy	2,193,915	1.58	2,185,000	99.59	0	1.57	0	0.00	0	0.00	1.58
4	Ms. Suneeta Reddy	3,381,590	2.43	1,620,000	47.91	0	1.16	0	0.00	0	0.00	2.43
5	Ms. Shobana Kamineni	2,239,952	1.61	2,235,000	99.78	0	1.61	0	0.00	0	0.00	1.61
6	Ms. Sangita Reddy	2,432,508	1.75	2,430,000	99.90	0	1.75	0	0.00	0	0.00	1.75
7	Mr. Karthik Anand	330,600	0.24	0	0.00	0	0.00	0	0.00	0	0.00	0.24
8	Mr. Harshad Reddy	320,200	0.23	0	0.00	0	0.00	0	0.00	0	0.00	0.23
9	Ms. Sindoori Reddy	517,600	0.37	0	0.00	0	0.00	0	0.00	0	0.00	0.37
10	Mr. Aditya Reddy	210,200	0.15	0	0.00	0	0.00	0	0.00	0	0.00	0.15
11	Ms. Upasana Kamineni	217,276	0.16	0	0.00	0	0.00	0	0.00	0	0.00	0.16
12	Mr. Puansh Kamineni	212,200	0.15	0	0.00	0	0.00	0	0.00	0	0.00	0.15
13	Ms. Anuspala Kamineni	259,174	0.19	0	0.00	0	0.00	0	0.00	0	0.00	0.19
14	Mr. Konda Anandith Reddy	230,200	0.17	0	0.00	0	0.00	0	0.00	0	0.00	0.17
15	Mr. Konda Vishwajit Reddy	222,300	0.16	0	0.00	0	0.00	0	0.00	0	0.00	0.16
16	Mr. Konda Viraj Madhav Reddy	168,224	0.12	0	0.00	0	0.00	0	0.00	0	0.00	0.12
17	Mr. Vijay Kumar Reddy	3,957	0.00	0	0.00	0	0.00	0	0.00	0	0.00	0.00
18	Mr. Dwaraknath Reddy	18,000	0.01	0	0.00	0	0.00	0	0.00	0	0.00	0.01
19	Mr. Anil Kamineni	20	0.00	0	0.00	0	0.00	0	0.00	0	0.00	0.00
20	Mr. K Vishweshwar Reddy	1,577,350	1.13	0	0.00	0	0.00	0	0.00	0	0.00	1.13
21	PCR Investments Ltd	27,223,124	19.57	22,504,364	82.67	0	16.18	0	0.00	0	0.00	19.57
22	Obul Reddy Investments Ltd	11,200	0.01	0	0.00	0	0.00	0	0.00	0	0.00	0.01
23	Indian Hospitals Corporation Ltd	3,600	0.00	0	0.00	0	0.00	0	0.00	0	0.00	0.00
	Total	47,788,454	34.35	30,974,364	64.82	0	22.26	0	0.00	0	0.00	34.35

for Apollo Hospitals Enterprise Limited



S. M. Krishnan

Sr. General Manager - Finance & Company Secretary

(I)(c)(i) Statement showing holding of securities (including shares, warrants, convertible securities) of persons belonging to the category "Public" and holding more than 1% of the total number of shares

Sr. No.	Name of the shareholder	Number of shares	Shares as a percentage of total number of shares [i.e., Grand Total (A)+(B)+(C) indicated in Statement at para (I)(a) above]	Details of warrants		Details of convertible securities		Total shares (including underlying shares of warrants and convertible securities) as a % of diluted share capital
				Number of warrants held	As a % total number of warrants of the same class	Number of convertible securities held	% w.r.t total number of convertible securities of the same class	
1	Oppenheimer Developing Markets Fund	11,678,894	8.39	0	0.00	0	0.00	8.39
2	Integrated (Mauritius) Healthcare Holdings Limited	11,000,000	7.91	0	0.00	0	0.00	7.91
3	Integrated (Mauritius) Healthcare Holdings Limited	4,093,860	2.94	0	0.00	0	0.00	2.94
4	Life Insurance Corporation of India	2,853,727	2.05	0	0.00	0	0.00	2.05
5	Schroder International Selection Fund Asian Total Return	2,763,242	1.99	0	0.00	0	0.00	1.99
6	Fidelity Investment Trust - Fidelity Diversified International Fund	2,440,915	1.75	0	0.00	0	0.00	1.75
7	Munchener Ruckversicherungsgesellschaft Aktiengesellschaft in Munchen	2,397,380	1.72	0	0.00	0	0.00	1.72
	Total	37,228,018	26.76	0	0.00	0	0.00	26.76

for Apollo Hospitals Enterprise Limited



S. M. Krishnan

Sr. General Manager - Projects Finance & Company Secretary

(i)(c)(ii) Statement showing holding of securities (including shares, warrants, convertible securities) of persons (together with PAC) belonging to the category "Public" and holding more than 5% of the total number of shares of the company

Sr. No.	Name of the shareholder	Number of shares	Shares as a percentage of total number of shares {i.e., Grand Total (A)+(B)+(C) indicated in Statement at para (i)(a) above}	Details of warrants			Details of convertible securities		Total shares (including underlying shares of warrants and convertible securities) as a % of diluted share capital
				Number of warrants held	As a % total number of warrants of the same class	Number of convertible securities held	% w.r.t total number of convertible securities of the same class		
1									
(a)	Integrated (Mauritius) Healthcare Holdings Limited	11,000,000	7.91	0	0.00	0	0.00	0.00	7.91
(b)	Integrated (Mauritius) Healthcare Holdings Limited	4,093,860	2.94	0	0.00	0	0.00	0.00	2.94
	Sub Total	15,093,860	10.85	0	0.00	0	0.00	0.00	10.85
2									
(a)	Oppenheimer Developing Markets Fund	11,678,894	8.39	0	0.00	0	0.00	0.00	8.39
(b)	Emerging Markets Portfolio A Series of the Pacific select Fund	513,580	0.37	0	0.00	0	0.00	0.00	0.37
(c)	Ofitc Emerging Markets Equity Fund	436,053	0.31	0	0.00	0	0.00	0.00	0.31
(d)	Heptagon Fund Plc Oppenheimer Developing Markets equity fund	257,049	0.18	0	0.00	0	0.00	0.00	0.18
(e)	Ofi Institutional Emerging Markets Equity Fund LP	214,119	0.15	0	0.00	0	0.00	0.00	0.15
(f)	Pacific Select Fund - PL Emerging Markets	44,559	0.03	0	0.00	0	0.00	0.00	0.03
(g)	Oppenheimer Global Allocation Fund	43,579	0.03	0	0.00	0	0.00	0.00	0.03
(h)	Stichting Pensioenfonds Hoogovens Portfolio C	31,477	0.02	0	0.00	0	0.00	0.00	0.02
	Sub Total	13,219,310	9.50	0	0.00	0	0.00	0.00	9.50
	Total	28,313,170	20.35	0	0.00	0	0.00	0.00	20.35

for Apollo Hospitals Enterprise Limited



S. M. Krishnan

Sr. General Manager - Finance & Company Secretary

31-Dec-2014

(I)(d) Statement showing details of locked-in shares

Sr. No.	Name of the shareholder	Number of locked-in shares	Locked-in shares as a percentage of total number of shares {i.e., Grand Total (A)+(B)+(C) indicated in Statement at para (I)(a) above}
1	Dr. Prathap C Reddy	3,276,922	2.36
	Total	3,276,922	2.36

for Apollo Hospitals Enterprise Limited



S. M. Krishnan


Sr. General Manager - Finance & Company Secretary

31-Dec-2014

(II)(a) Statement showing details of Depository Receipts (DRs)

Sr. No.	Type of Outstanding DR (ADRs, GDRs, SDRs, etc.,)	Number of outstanding DRs	Number of shares underlying outstanding DRs	Shares underlying outstanding DRs as a percentage of total number of shares [i.e., Grand Total (A)+(B)+(C) indicated in Statement at para (I)(a) above]
1	GDR	1,039,090	1,039,090	0.75
	Total	1,039,090	1,039,090	0.75

for Apollo Hospitals Enterprise Limited



S. M. Krishnan


Sr. General Manager - Finance & Company Secretary

31-Dec-2014

(II)(b) Statement showing Holding of Depository Receipts (DRs), where underlying shares held by Promoter/Promoter Group' are in excess of 1% of the total number of shares

Sr. No.	Name of the DR Holder	Type of Outstanding DR (ADRs, GDRs, SDRs, etc.,)	Number of shares underlying outstanding DRs	Shares underlying outstanding DRs as a percentage of total number of shares {i.e., Grand Total (A)+(B)+(C) indicated in Statement at para (I)(a) above}
1	Nil	Nil	Nil	Nil
	Total			

for Apollo Hospitals Enterprise Limited



S. M. Krishnan

Sr. General Manager - Finance & Company Secretary

(III)(a) Statement showing the voting pattern of shareholders, if more than one class of shares/securities is issued by the issuer.
"Promoter and Promoter Group"
 Not Applicable

Category code	Category of Shareholder	Number of Voting Rights held in each class of securities			Total Voting Rights (III+IV+V)	Total Voting Rights i.e.(VI)	
		Class X (III)	Class Y (IV)	Class Z (V)		As a percentage of (A+B) (VII)	As a percentage (A+B+C) (VIII)
(A)	Shareholding of Promoter and Promoter Group ²						
(1)	Indian						
(a)	Individuals/ Hindu Undivided Family						
(b)	Central Government/ State Government(s)						
(c)	Bodies Corporate						
(d)	Financial Institutions/ Banks						
(e)	Any Others(Specify)						
	Sub Total(A)(1)						
(2)	Foreign						
a	Individuals (Non-Residents Individuals/ Foreign Individuals)						
b	Bodies Corporate						
c	Institutions						
d	Any Others(Specify)						
	Sub Total(A)(2)						
	Total Shareholding of Promoter and Promoter Group (A)= (A)(1)+(A)(2)						

NIL

Category code	Category of Shareholder	Number of Voting Rights held in each class of securities			Total Voting Rights (III+IV+V)	Total Voting Rights i.e.,(VI)	
		Class X (III)	Class Y (IV)	Class Z (V)		As a percentage of (A+B) (VII)	As a percentage (A+B+C) (VIII)
(I)	(II)						
(B)	Public Shareholding ³						
(1)	Institutions						
(a)	Mutual Funds/ UTI						
(b)	Financial Institutions / Banks						
(c)	Central Government/ State Government(s)						
(d)	Venture Capital Funds						
(e)	Insurance Companies						
(f)	Foreign Institutional Investors						
(g)	Foreign Venture Capital Investors						
(h)	Any Other (specify)						
	Sub-Total (B)(1)						
(2)	Non-institutions						
(a)	Bodies Corporate						
(b)	Individuals						
	i. Individual shareholders holding nominal share capital up to Rs 1 Lakh						
	ii. Individual shareholders holding nominal share capital in excess of Rs. 1 Lakh.						
(c)	Any Other (specify)						
	Sub-Total (B)(2)						
	Total Public Shareholding (B)= (B)(1)+(B)(2)						
	TOTAL (A)+(B)						
(C)	Shares held by Custodians and against which Depository Receipts have been issued						
	GRAND TOTAL (A)+(B)+(C)						

for Apollo Hospitals Enterprise Limited

S. M. Krishnan

Sr. General Manager - Finance & Company Secretary