


(1) (a) Statement showing Shareholding Pattern

Name of the Company: Apcotex Industries Limited		BSE-	NSF-	;	Equity
Scrip Code, Name of the scrip, class of security:					
Quarter ended: 30.09.2014					
Partly paid-up shares:-		No. of partly paid-up shares	As a % of total no. of partly paid-up shares	As a % of total no. of shares of the company	
Held by Promoter / Promoter Group		0	0.0000	0.0000	
Held by public		0	0.0000	0.0000	
Total		0	0.0000	0.0000	
Outstanding convertible securities:-		No. of outstanding securities	As a % of total No. of outstanding convertible securities	As a % of total no. of shares of the company, assuming full conversion of the convertible securities	
Held by Promoter / Promoter Group		0	0.0000	0.0000	
Held by public		0	0.0000	0.0000	
Total		0	0.0000	0.0000	
Warrants:-		No. of warrants	As a % of total no. of warrants	As a % of total no. of shares of the company, assuming full conversion of warrants	
Held by Promoter / Promoter Group		0	0.0000	0.0000	
Held by public		0	0.0000	0.0000	
Total		0	0.0000	0.0000	
Total paid-up capital of the company assuming full conversion of warrants and convertible securities					10368992



Category Code	Category of shareholder	Number of shareholders	Total number of shares	Number of shares held in dematerialised form	Total shareholding as a percentage of total number of		Shares pledged or otherwise encumbered	
					As a percentage of (A+B) (VI)	As a percentage of (A+B+C) (VII)		
(I)	(II)	(III)	(IV)	(V)	(VI)	(VII)	(VIII)	(IX) = (VIII)/(IV)*100
(A)	Promoter and Promoter Group							
1	Indian							
(a)	Individuals/Hindu Undivided Family	26	1511642	1511642	14.5785	14.5785	0	0.0000
(b)	Central Government/State Government(s)	0	0	0	0.0000	0.0000	0	0.0000
(c)	Bodies Corporate	12	4461391	4461391	43.0263	43.0263	0	0.0000
(d)	Financial Institutions / Banks	0	0	0	0.0000	0.0000	0	0.0000
(e)	Any Other : j) Person Acting in Concert	0	0	0	0.0000	0.0000	0	0.0000
	Sub Total (A)(1)	38	5973033	5973033	57.6048	57.6048	0	0.0000
	Foreign							
2	Individuals (Non-Resident Individuals/ Foreign Individuals)	0	0	0	0.0000	0.0000	0	0.0000
(b)	Bodies Corporate	0	0	0	0.0000	0.0000	0	0.0000
(c)	Institutions	0	0	0	0.0000	0.0000	0	0.0000
(d)	Qualified Foreign Investors	0	0	0	0.0000	0.0000	0	0.0000
(e)	Any Other (specify)	0	0	0	0.0000	0.0000	0	0.0000
	Sub Total (A)(2)	0	0	0	0.0000	0.0000	0	0.0000
	Total Shareholding of Promoter and Promoter Group (A)=(A)(1)+(A)(2)	38	5973033	5973033	57.6048	57.6048	0	0.0000
(B)	Public shareholding							
1	Institutions							
(a)	Mutual Funds/UTT	4	1348	630	0.0130	0.0130	-	-
(b)	Financial Institutions / Banks	7	2974	2430	0.0287	0.0287	-	-
(c)	Central Government/State Government(s)	0	0	0	0.0000	0.0000	-	-
(d)	Venture Capital Funds	0	0	0	0.0000	0.0000	-	-
(e)	Insurance Companies	0	0	0	0.0000	0.0000	-	-
(f)	Foreign Institutional Investors	0	0	0	0.0000	0.0000	-	-
(g)	Foreign Venture Capital Investors	0	0	0	0.0000	0.0000	-	-
(h)	Qualified Foreign Investors	0	0	0	0.0000	0.0000	-	-
(i)	Any Other : a) Foreign Banks	4	446	0	0.0043	0.0043	-	-
	Sub Total (B) (1)	15	4768	3060	0.0460	0.0460	-	-



2	Non-institutions											
(a)	Bodies Corporate	276	268580	264578	25902	25902	-	-	-	-	-	-
(b) (i)	Individuals - shareholders holding nominal share capital up to Rs 1 Lakh	19329	3207907	2644155	30.9375	30.9375	-	-	-	-	-	-
(ii)	Individual shareholders holding nominal share capital in excess of Rs. 1 Lakh	28	721024	595324	6.9537	6.9537	-	-	-	-	-	-

Category code	Category of shareholder	Number of shareholders	Total number of shares	Number of shares held in dematerialised form	Total shareholding as a		Shares pledged or otherwise encumbered	
					As a percentage of (A+B) (VI)	As a percentage of (A+B+C) (VII)	Number of shares (VIII)	As a percentage (IX) = (VIII)/(IV)*100
(c)	Qualified Foreign Investors (II)	0	0	0	0.0000	0.0000	-	-
(d)	Any Other							
i	Non Resident Indians (Repatriation)	434	114536	95618	1.1046	1.1046	-	-
ii	Non Resident Indians (Non Repatriation)	85	41331	38133	0.3986	0.3986	-	-
iv	Clearing Member	104	33765	33765	0.3256	0.3256	-	-
v	Directors/Relatives of Director	1	274	274	0.0026	0.0026	-	-
vi	Trusts	8	3774	2308	0.0364	0.0364	-	-
	Sub Total (B)(2)	20265	4391191	3674155	42.3493	42.3493	-	-
	Total Public Shareholding Public Group (B)=(B)(1)+(B)(2)	20280	4395959	3677215	42.3952	42.3952	NA	NA
	Total (A)+(B)	20318	10368992	9650248	100.0000	100.0000	-	-
(C)	Shares held by custodians and against which Depository Receipts have been issued							
i	Promoter and Promoter group	0	0	0	0.0000	0.0000	0	0.0000
ii	Public	0	0	0	0.0000	0.0000	0	0.0000
	Sub Total (C)	0	0	0	0	0	0	0
	GRAND TOTAL (A)+(B)+(C)	20318	10368992	9650248	100.0000	100.0000	0.0000	0.0000



(I)(b) Sr. No.	Statement showing holding of securities (including shares, warrants, convertible securities) of persons belonging to the category "Promoter and Promoter Group"	Details of Shares held				Encumbered shares		Details of warrants		Details of convertible securities		Total shares underlying shares assuming full conversion of warrants and securities) as a % of diluted share capital
		Number of shares held	As a % of grand total (A)+(B)+(C)	No.	As a percentage (VI)=(V)/(II D)*100	As a % of grand total (A)+(B)+(C) of sub-clause (I)(a)	Number of warrants held	As a % total number of warrants of the same class	Number of convertible securities held	As a % total number of convertible securities of the same class		
(I)	(II)	(III)	(IV)	(V)	(VI)=(V)/(II D)*100	(VII)	(VIII)	(IX)	(X)	(XI)	(XII)	
1	Trivikram Investments and Trading Co Ltd (AAACT0112H)	1976988	19.07	0	0.00	0.00	0	0.00	0	0.00	19.07	
2	Dharmaraj Investments and Trading Co Pvt Ltd(AAACD3910H)	1659557	16.00	0	0.00	0.00	0	0.00	0	0.00	16.00	
3	Saldhar Investments & Trading Co Pvt Ltd (AAACS9115R)	566544	5.46	0	0.00	0.00	0	0.00	0	0.00	5.46	
4	Apco Enterprises Limited (AABC A3571A)	56176	0.54	0	0.00	0.00	0	0.00	0	0.00	0.54	
5	Aqumarrane Trading & Investments Pvt Ltd (AAACA0959M)	49400	0.48	0	0.00	0.00	0	0.00	0	0.00	0.48	
6	Bhuvanray Investments & Trading Co Pvt Ltd (AAACB2059H)	49892	0.48	0	0.00	0.00	0	0.00	0	0.00	0.48	
7	Gauriputra Investments & Trading Co Pvt Ltd (AAACG0090M)	26200	0.25	0	0.00	0.00	0	0.00	0	0.00	0.25	
8	Abhiraj Trading and Investment Pvt Ltd (AAACA5685Q)	58,234	0.56	0	0.00	0.00	0	0.00	0	0.00	0.56	
9	The Hindustan Mineral Products Limited (AAACT1988K)	9,662	0.09	0	0.00	0.00	0	0.00	0	0.00		



10	Hardwar Trading and Investments Pvt Ltd (AAACH0054J)	4300	0.04	0	0.00	0.00	0	0.00	0	0.00	0	0.00	0.04
11	Forest Hills Trading and Investments Pvt Limited (AAAACF1699F)	4300	0.04	0	0.00	0.00	0	0.00	0	0.00	0	0.00	0.04
12	Choksey Chemicals Pvt Ltd (AAACC6303K)	138	0.00	0	0.00	0.00	0	0.00	0	0.00	0	0.00	0.00
13	Atul Champakal Choksey ACUPC8493P	667700	6.44	0	0.00	0.00	0	0.00	0	0.00	0	0.00	6.44
14	Abhiraj Atul Choksey (AAHHA9479C)	174864	1.69	0	0.00	0.00	0	0.00	0	0.00	0	0.00	1.69
15	Abhiraj Atul Choksey (ADFP1264L)	84944	0.82	0	0.00	0.00	0	0.00	0	0.00	0	0.00	0.82
16	Namrata Amit Choksey (ADCP4045L)	21472	0.21	0	0.00	0.00	0	0.00	0	0.00	0	0.00	0.21
17	Ankita Amit Choksey (AFXP9692J)	20932	0.20	0	0.00	0.00	0	0.00	0	0.00	0	0.00	0.20
18	Amit Champakal Choksey AAAPC7244G	18283	0.18	0	0.00	0.00	0	0.00	0	0.00	0	0.00	0.18
19	Gitish Champakal Choksey (AAEHG1727N)	3900	0.04	0	0.00	0.00	0	0.00	0	0.00	0	0.00	0.04
20	Ankur Gitish Choksey (AAAPC7229H)	6800	0.07	0	0.00	0.00	0	0.00	0	0.00	0	0.00	0.07
21	Gitish Champakal Choksey (AABPC1548C)	5000	0.05	0	0.00	0.00	0	0.00	0	0.00	0	0.00	0.05
22	Prashant Gitish Choksey (AAAPC7246E)	6600	0.06	0	0.00	0.00	0	0.00	0	0.00	0	0.00	0.06
23	Shrutia Gitish Choksey (AAAPC7230N)	4600	0.04	0	0.00	0.00	0	0.00	0	0.00	0	0.00	0.04
24	Devanshi Anant Veer Jalan (AEBPC3607C)	73000	0.70	0	0.00	0.00	0	0.00	0	0.00	0	0.00	0.70
25	Parul Atul Choksey (AAAPC7245H)	270770	2.61	0	0.00	0.00	0	0.00	0	0.00	0	0.00	2.61
26	Rita Ashok Parekh (AAFP8409D)	51394	0.50	0	0.00	0.00	0	0.00	0	0.00	0	0.00	0.50
27	Byash Abhiraj Choksey (AABPV1079M)	18000	0.17	0	0.00	0.00	0	0.00	0	0.00	0	0.00	0.17
28	Prih Amit Choksey (AAAPC7243B)	21364	0.21	0	0.00	0.00	0	0.00	0	0.00	0	0.00	0.21
29	Devaki Ashok Parekh (AFQPP8614L)	3200	0.03	0	0.00	0.00	0	0.00	0	0.00	0	0.00	0.03



30	Janaki Ashok Parekh (AFRPP6082R)	2400	0.02	0	0.00	0.00	0	0.00	0	0.00	0	0.00	0.02
31	Priti Arnit Choksey (AAAPC7243B)	2203	0.02	0	0.00	0.00	0	0.00	0	0.00	0	0.00	0.02
32	Atul Champaklal Choksey (AACHA6886Q)	2500	0.02	0	0.00	0.00	0	0.00	0	0.00	0	0.00	0.02
33	Arnit Champaklal Choksey (AAEHA3527J)	20570	0.20	0	0.00	0.00	0	0.00	0	0.00	0	0.00	0.20
34	Rita Ashok Parekh AAFPP8409D	1796	0.02	0	0.00	0.00	0	0.00	0	0.00	0	0.00	0.02
35	Ankita Arnit Choksey (AFXPC9692J)	6112	0.06	0	0.00	0.00	0	0.00	0	0.00	0	0.00	0.06
36	Arnit Champaklal Choksey (AAAPC7244G)	16172	0.16	0	0.00	0.00	0	0.00	0	0.00	0	0.00	0.16
37	Namrata Arnit Choksey (ADCPQC4045L)	7066	0.07	0	0.00	0.00	0	0.00	0	0.00	0	0.00	0.07
TOTAL		5973033	57.60	0	0.0000	0.0000	0	0.0000	0	0.0000	0	0.0000	57.60



(1)(c)(i) Statement showing holding of securities (including shares, warrants, convertible securities) of persons belonging to the category "Public" and holding more than 1% of the total number of shares

Sr. No.	Name of the shareholder	Number of shares held	Shares as a percentage of total number of shares i.e., Grand Total (A)+(B)+(C) indicated in Statement at para (1)(a) above	Details of warrants		Details of convertible securities		Total shares (including underlying shares assuming full conversion of warrants and convertible securities) as a % of diluted share capital
				Number of warrants held	As a % total number of warrants of the same class	Number of convertible securities held	% w.r.t total number of convertible securities of the same class	
1	Mita Dipak Shah	121100	1.17	0.00	0.00	0.00	0.00	1.17
2	Vijay Kishanlal Kedia	115907	1.12	0.00	0.00	0.00	0.00	1.12
	TOTAL	237007	2.29	0.00	0.00	0.00	0.00	2.29

(1)(c)(ii) Statement showing holding of securities (including shares, warrants, convertible securities) of persons (together with PAC) belonging to the category "Public" and holding more than 5% of the total number of shares of the company

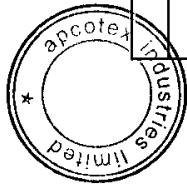
Sr. No.	Name(s) of the shareholder(s) and the Persons Acting in Concert (PAC) with them	Number of shares	Shares as a percentage of total number of shares i.e., Grand Total (A)+(B)+(C) indicated in Statement at para (1)(a) above	Details of warrants		Details of convertible securities		Total shares (including underlying shares assuming full conversion of warrants and convertible securities) as a % of diluted share capital
				Number of warrants	As a % total number of warrants of the same class	Number of convertible securities held	% w.r.t total number of convertible securities of the same class	
	NIL		0.0000					
	TOTAL	0	0.0000					



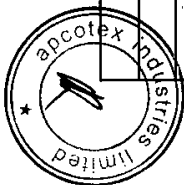
(1)(d)

Statement showing details of locked-in shares

Sr. No.	Name of the shareholder	Number of Locked in Shares	Locked-in shares as a percentage of total number of shares [i.e., Grand Total (A)+(B)+(C) indicated in Statement at para (1)(a) above]	PROMOTER GROUP/PUBLIC
1	NIL	NIL	NIL	NIL
TOTAL	NIL	NIL	NIL	NIL



(II)(a) Statement showing details of Depository Receipts (DRs)				
Sr. No.	Type of outstanding DR (ADRs, GDRs, SDRs, etc.)	Number of outstanding DRs	Number of shares underlying outstanding DRs	Shares underlying outstanding DRs as a percentage of total number of shares [i.e., Grand Total (A)+(B)+(C) indicated in Statement at para (I)(a) above]
1	NIL		NIL	NIL
TOTAL		NIL	NIL	NIL



Statement showing holding of Depository Receipts (DRs), where underlying shares held by
 "Promoter/ Promoter Group" are in excess of 1% of the total number of shares
 (II) (b)

Sr. No.	Name of the DR Holder	Type of outstanding DR (ADRs, GDRs, SDRs, etc.)	Number of shares underlying outstanding DRs	Shares underlying outstanding DRs as a percentage of total number of shares [i.e., Grand Total (A)+(B)+(C) indicated in Statement at para (I)(a) above]
1	NIL	NIL	NIL	NIL
	TOTAL	NIL	NIL	NIL

