


**APAR INDUSTRIES LIMITED**

Regd. Office : 301, Panorama Complex, R. C. Dutt Road, Vadodara - 390 007.

(I)(a) Statement showing Shareholding Pattern

| | |
|---------------------|---|
| Name of the Company | : APAR INDUSTRIES LIMITED |
| Class of security | : EQUITY SHARES WITH 100% VOTING RIGHTS |
| Scrip Code / Symbol | : 532259 (BSE) & APARINDS (NSE) |
| Name of the scrip | : APAR INDUSTRIES LIMITED |
| Quarter ended | : 31ST MARCH, 2014 |

| Partly paid-up shares:- | No. of partly paid-up shares | As a % of total no. of partly paid-up Shares | As a % of total no. of shares of the Company |
|--|-------------------------------|---|--|
| Held by Promoter / Promoters group | Nil | Nil | Nil |
| Held by public | Nil | Nil | Nil |
| Total | Nil | Nil | Nil |
| Outstanding convertible securities:- | No. of outstanding securities | As a % of total no. of outstanding convertible securities | As a % of total no. of shares of the Company, assuming full conversion of the convertible securities |
| Held by Promoter / Promoters group | Nil | Nil | Nil |
| Held by public | Nil | Nil | Nil |
| Total | Nil | Nil | Nil |
| Warrants:- | No. of warrants | As a % of total no. of warrants | As a % of total no. of shares of the Company, assuming full conversion of Warrants |
| Held by Promoter / Promoters group | Nil | Nil | Nil |
| Held by public | Nil | Nil | Nil |
| Total | Nil | Nil | Nil |
| Total paid-up capital of the Company, assuming full conversion of warrants and convertible securities | 38470431 | 0 | 100% |





APAR INDUSTRIES LIMITED

Regd. Office : 301, Panorama Complex, R. C. Dutt Road, Vadodara - 390 007.

STATEMENT SHOWING SHAREHOLDING PATTERN


Scrip Code / Symbol : BSE (532259) & NSE (APARINDS)

Quarter ended : 31ST MARCH, 2014

| Category code | Category of shareholder | Number of shareholders | Total number of shares | Number of shares held in dematerialized form | Total shareholding as a percentage of total number of shares | | Shares pledged or otherwise encumbered | |
|---------------|--|------------------------|------------------------|--|--|----------------------------|--|------------------------|
| | | | | | As a percentage of (A+B) ¹ | As a percentage of (A+B+C) | Number of Shares | As a percentage |
| (I) | (II) | (III) | (IV) | (V) | (VI) | (VII) | (VIII) | (IX)=(VIII) / (IV)*100 |
| (A) | Shareholding of Promoter and Promoter Group² | | | | | | | |
| (1) | Indian | | | | | | | |
| (a) | Individuals / Hindu Undivided Family | 8 | 22297062 | 22297062 | 57.959 | 57.959 | - | - |
| (b) | Central Government / State Government(s) | - | - | - | - | - | - | - |
| (c) | Bodies Corporate | 2 | 110978 | 110978 | 0.288 | 0.288 | - | - |
| (d) | Financial Institutions / Banks | - | - | - | - | - | - | - |
| (e) | Any Other (Specify) | - | - | - | - | - | - | - |
| | AIL Benefit Trust | 1 | 1635387 | 1635387 | 4.251 | 4.251 | - | - |
| | Sub-Total (A)(1) | 11 | 24043427 | 24043427 | 62.498 | 62.498 | - | - |
| (2) | Foreign | | | | | | | |
| (a) | Individuals (Non-Resident Individuals / Foreign Individuals) | - | - | - | - | - | - | - |
| (b) | Bodies Corporate | - | - | - | - | - | - | - |
| (c) | Institutions | - | - | - | - | - | - | - |
| (d) | Qualified Foreign Investor | - | - | - | - | - | - | - |
| (e) | Any Other (Specify) | - | - | - | - | - | - | - |
| | Sub-Total (A)(2) | - | - | - | - | - | - | - |
| | Total Shareholding of Promoter and Promoter Group (A) =(A)(1) +(A)(2) | 11 | 24043427 | 24043427 | 62.498 | 62.498 | - | - |
| (B) | Public Shareholding³ | | | | | | NA | NA |
| (1) | Institutions | | | | | | NA | NA |
| (a) | Mutual Funds / UTI | 11 | 2223399 | 2222659 | 5.780 | 5.780 | - | - |
| (b) | Financial Institutions / Banks | 4 | 409 | 253 | 0.001 | 0.001 | - | - |
| (c) | Central Government / State Government(s) | - | - | - | - | - | - | - |
| (d) | Venture Capital Funds | - | - | - | - | - | - | - |
| (e) | Insurance Companies | - | - | - | - | - | - | - |
| (f) | Foreign Institutional Investors | 9 | 1995647 | 1995577 | 5.187 | 5.187 | - | - |
| (g) | Foreign Venture Capital Investors | - | - | - | - | - | - | - |
| (h) | Qualified Foreign Investor | - | - | - | - | - | - | - |
| (i) | Any Other (Specify) | - | - | - | - | - | - | - |
| | Sub-Total (B)(1) | 24 | 4219455 | 4218489 | 10.968 | 10.968 | - | - |



| | | | | | | | | |
|--|--|--------------|-----------------|-----------------|---------------|---------------|----------|----------|
| (2) | Non-institutions | | | | | | NA | NA |
| (a) | Bodies Corporate | 556 | 6159094 | 6151486 | 16.009 | 16.009 | - | - |
| (b) | i. Individual Shareholders holding nominal share capital up to Rs. 1 Lakh. | 25889 | 2551466 | 2318468 | 6.632 | 6.632 | - | - |
| | ii. Individual shareholders holding nominal share capital in excess of Rs. 1 Lakh. | 40 | 1244672 | 1244672 | 3.235 | 3.235 | - | - |
| (c) | Qualified Foreign Investor | -- | -- | - | - | - | - | - |
| (d) | Any Other | | | | | | | |
| (d-i) | Foreign Individuals | 209 | 97356 | 87968 | 0.253 | 0.253 | - | - |
| (d-ii) | Hindu Undivided Families (HUF) | 414 | 152563 | 152563 | 0.397 | 0.397 | - | - |
| (d-iii) | Trust & Foundations | 2 | 2398 | 2398 | 0.006 | 0.006 | - | - |
| | Sub-Total (B)(2) | 27110 | 10207549 | 9957555 | 26.533 | 26.533 | - | - |
| | Total Public Shareholding (B)= (B)(1) + (B)(2) | 27134 | 14427004 | 14176044 | 37.502 | 37.502 | NA | NA |
| | Total (A)+(B) | 27145 | 38470431 | 38219471 | 100.00 | 100.00 | - | - |
| (C) | Shares held by Custodians and against which Depository Receipts have been issued | 0 | 0 | 0 | 0 | 0 | NA | NA |
| 1 | Promoter and Promoter Group | 0 | 0 | 0 | 0 | 0 | 0 | 0 |
| 2 | Public | 0 | 0 | 0 | 0 | 0 | 0 | 0 |
| | Sub - Total (C) | 0 | 0 | 0 | 0 | 0 | 0 | 0 |
| | GRAND TOTAL (A) + (B) + (C) | 27145 | 38470431 | 38219471 | 100.00 | 100.00 | - | - |
| Note: | | | | | | | | |
| 1 Total Foreign shareholding is 7,064,504 Equity Shares (18.363%). | | | | | | | | |




(l)(b) Statement showing holding of securities (including shares, warrants, convertible securities) of persons belonging to the category "Promoter and Promoter Group"

| Sr. No. | Name of the shareholder | Details of Shares held | | Encumbered shares | | Details of Warrants | | Details of convertible securities | | Total shares (including underlying shares assuming full conversion of warrants and convertible securities) as a % of diluted share capital |
|---------|--|------------------------|-----------------------------------|-------------------|---------------------------------------|----------------------|--|------------------------------------|--|--|
| | | No. of Shares held | As a % of grand total (A)+(B)+(C) | No. | As a percentage (M) = (V)/(III) * 100 | No. of Warrants held | As a % total No. of warrants of the same class | No. of convertible securities held | As a % total No. of convertible securities of the same class | |
| (i) | (ii) | (iii) | (iv) | (v) | (vi) | (vii) | (ix) | (x) | (xi) | (xii) |
| 1 | Dr. N. D. Desai ✓ | 7371861 | 19.162 | -- | -- | -- | -- | -- | -- | 7371861 (19.162) |
| 2 | Kushal N. Desai ✓ | 7378528 | 19.180 | -- | -- | -- | -- | -- | -- | 7378528 (19.180) |
| 3 | Chaitanya N. Desai ✓ | 7367360 | 19.151 | -- | -- | -- | -- | -- | -- | 7367360 (19.151) |
| 4 | Chaitanya N. Desai Family Trust - Trustee Dr. N. D. Desai ✓ | 95238 | 0.248 | -- | -- | -- | -- | -- | -- | 95238 (0.248) |
| 5 | Kushal Chaitanya N. Desai Family Trust - Trustee Dr. N. D. Desai ✓ | 72634 | 0.189 | -- | -- | -- | -- | -- | -- | 72634 (0.189) |
| 6 | Rishabh K. Desai ✓ | 6081 | 0.016 | -- | -- | -- | -- | -- | -- | 6081 (0.016) |
| 7 | Gaurangi K. Desai ✓ | 3200 | 0.008 | -- | -- | -- | -- | -- | -- | 3200 (0.008) |
| 8 | Noopur K. Desai ✓ | 2160 | 0.006 | -- | -- | -- | -- | -- | -- | 2160 (0.006) |
| 9 | Apar Corporation Private Ltd. ✓ | 110654 | 0.288 | -- | -- | -- | -- | -- | -- | 110654 (0.288) |
| 10 | Scope Private Limited ✓ | 324 | 0.001 | -- | -- | -- | -- | -- | -- | 324 (0.001) |
| 11 | AIL Benefit Trust ✓ | 1635387 | 4.251 | -- | -- | -- | -- | -- | -- | 1635387 (4.251) |
| | TOTAL | 24043427 | 62.498 | -- | -- | -- | -- | -- | -- | 24043427 (62.498) |

(l)(c)(i) Statement showing holding of securities (including shares, warrants convertible securities) of persons belonging to the category "Public" and holding more than 1% of the total number of shares

| Sr. No. | Name of the shareholder | Number of shares held | Shares as a percentage of total number of shares (i.e., Grand Total (A)+(B)+(C) Indicated in Statement at para (l)(a) above) | Details of Warrants | | Details of convertible securities | | Total shares (including underlying shares assuming full conversion of warrants and convertible securities) as a % of diluted share capital |
|---------|---|-----------------------|--|----------------------|--|------------------------------------|--|--|
| | | | | No. of Warrants held | As a % total No. of warrants of the same class | No. of convertible securities held | % w.r.t. total No. of convertible securities of the same class | |
| 1 | Templeton Strategic Emerging Markets Fund III, L.D.C. | 3636363 | 9.452 | -- | -- | -- | -- | 3636363 (9.452) |



| | | | | | | | |
|---|---|----------------|---------------|----|----|----|-------------------------|
| 2 | Reliance Capital Trustee Co. Ltd. A/c. Reliance Diversified Power Sector Fund | 1931313 | 5.020 | -- | -- | -- | 1931313 (5.020) |
| 3 | Shinny Limited, Mauritius | 1335138 | 3.471 | -- | -- | -- | 1335138 (3.471) |
| 4 | Raiffeisen Kapitalanlage - Gesellschaft Mit Beschränkter Haftung A/c. Raiffeisen - Eurasien Aktien | 1000000 | 2.599 | -- | -- | -- | 1000000 (2.599) |
| 5 | Mackenzie Cundill Emerging Markets Value Class | 850000 | 2.209 | -- | -- | -- | 850000 (2.209) |
| 6 | Ashish Dhawan | 522947 | 1.359 | -- | -- | -- | 522947 (1.359) |
| 7 | Aadi Financial Advisors LLP | 428804 | 1.115 | -- | -- | -- | 428804 (1.115) |
| | TOTAL | 9704565 | 25.226 | | | | 9704565 (25.226) |

(l)(c)(ii) Statement showing holding of securities (including shares, warrants convertible securities) of persons (together with PAC) belonging to the category "Public" and holding more than 5% of the total number of shares of the company.

| Sr. No. | Name(s) of the shareholder(s) and the Persons Acting in Concert (PAC) with them | Number of shares | Shares as a percentage of total number of shares (i.e. Grand Total (A)+(B)+(C) Indicated in Statement at para (l)(a) above) | Details of warrants | | Details of convertible securities | | Total shares (including underlying shares assuming full conversion of warrants and convertible securities) as a % of diluted share capital |
|---------|---|---------------------|---|-----------------------|---|--|---|--|
| | | | | Number of warrants | As a % total number of warrants of the same class | Number of convertible securities held | % w.r.t. total number of convertible securities of the same class | |
| 1 | Templeton Strategic Emerging Markets Fund III, L.D.C. | 3636363 | 9.452 | -- | -- | -- | -- | 3636363 (9.452) |
| 2 | Reliance Capital Trustee Co. Ltd. A/c. Reliance Diversified Power Sector Fund | 1931313 | 5.020 | -- | -- | -- | -- | 1931313 (5.020) |
| | TOTAL | 5667676 | 14.473 | | | | | 5667676 (14.473) |



(I)(d) Statement showing details of locked-in shares

| Sr. No. | Name of the shareholder | Number of locked-in shares | Locked-in shares as a (%) percentage of total number of shares (i.e., Grand Total (A)+(B)+(C) indicated in Statement at para (I)(a) above) | Promoter / Promoter Group / Public |
|---------|------------------------------|----------------------------|--|------------------------------------|
| 1 | Dr. Narendra Dharmsinh Desai | 100 | 0.000 | Promoter |
| 2 | AIL Benefit Trust | 1635387 | 4.251 | Promoter Group |

(II)(a) Statement showing details of Depository Receipts (DRs)

| Sr. No. | Type of outstanding DR (ADRs, GDRs, SDRs, etc.) | Number of outstanding DRs | Number of shares underlying outstanding DRs | Shares underlying outstanding DRs as a percentage of total number of shares (i.e., Grand Total (A)+(B)+(C) indicated in Statement at para (I)(a) above) |
|------------------------|---|---------------------------|---|---|
| --- NOT APPLICABLE --- | | | | |

(II)(b) Statement showing Holding of Depository Receipts (DRs), where underlying shares held by 'promoter and promoter Group' are in excess of 1% of the total number of shares

| Sr. No. | Name of the DR Holder | Type of outstanding DR (ADRs, GDRs, SDRs, etc.) | Number of shares underlying outstanding DRs | Shares underlying outstanding DRs as a percentage of total number of shares (i.e., Grand Total (A)+(B)+(C) indicated in Statement at para (I)(a) above) |
|------------------------|-----------------------|---|---|---|
| --- NOT APPLICABLE --- | | | | |

